



Vikings Club National 2017
Suffolk Ski Centre
Special Slalom - Girls & Boys (U12/10)
Official ranking

COMPETITION JURY

TECHNICAL DELEGATE METTERS Derek
 CHIEF OF RACE SHELLY Chris (VIK)
 REFEREE REEDER Carl (VIK)
 COURSE CHIEF Suffolk Ski Centre

WEATHER

CONDITIONS Dry, Warm, Sunny
 SNOW Artificial
 AIR TEMPERATURE START : 20.0 °C
 FINISH : 20.0 °C

1st RUN

COURSESETTER ANDERSON Chris (VIK)
 FORERUNNERS - A - ANDERSON Beverly (VIK)
 - B - CUTHBERT Daryl (VIK)
 - C - ANDERSON Chris (VIK)
 COURSE Suffolk Ski Centre
 START 47 m
 FINISH 18 m
 DROP 29 m
 LENGTH 135 m
 HOMOLOGATION 0008/06/10 CN GP PS 20-Jun-2020
 GATES 16
 DIRECTIONS 16
 STARTING TIME 1115

2nd RUN

ANDERSON Chris (VIK)
 - A - ANDERSON Beverly (VIK)
 - B - CUTHBERT Daryl (VIK)
 - C - ANDERSON Chris (VIK)
 Suffolk Ski Centre
 47 m
 18 m
 29 m
 135 m
 0008/06/10 CN GP PS 20-Jun-2020
 16
 16
 1115

F = 720

Number of competitors: 34, Number of NSA: 10

Rank	Bib.	RegNo	Name	Year	====	Run 1	Run 2	Run 3	Time	Gap
Cat: U10 / Girls										
1	25	23309	CALDWELL Kitty-Jay	2008		18.16	17.97	17.39	17.39	
2	23	23258	BUNTON Aimee	2008		20.55	19.73	20.14	19.73	2.34
3	31	DAYMW	WELSH Madeleine	2009		DNF	21.12	DNF	21.12	3.73
4	36	DAYNS	SHELLEY Nina	2008		DSQ	30.74	28.03	28.03	10.64

Did Not Finish - Run 1 (1)

31	DAYMW	WELSH Madeleine	2009		DNF	21.12	DNF			
----	-------	-----------------	------	--	-----	-------	-----	--	--	--

Disqualified - Run 1 (2)

26	DAYMC.	CHALLIS Maddison	2008		DSQ	DSQ	DNS			Gate 6
36	DAYNS	SHELLEY Nina	2008		DSQ	30.74	28.03			Gate 11

Disqualified - Run 2 (1)

26	DAYMC.	CHALLIS Maddison	2008		DSQ	DSQ	DNS			Gate 10
----	--------	------------------	------	--	-----	-----	-----	--	--	---------

Did Not Start - Run 3 (1)

26	DAYMC.	CHALLIS Maddison	2008		DSQ	DSQ	DNS			Gate 10
----	--------	------------------	------	--	-----	-----	-----	--	--	---------



Vikings Club National 2017
 Suffolk Ski Centre
 Special Slalom - Girls & Boys (U12/10)
 Official ranking

Rank	Bib.	RegNo	Name	Year	====	Run 1	Run 2	Run 3	Time	Gap
------	------	-------	------	------	------	-------	-------	-------	------	-----

Did Not Finish - Run 3 (1)

	31	DAYMW	WELSH Madeleine	2009		DNF	21.12	DNF		
--	----	-------	-----------------	------	---	-----	-------	-----	--	--

Cat: U10 / Boys

1	18	23972	FABER Ryan	2009		DSQ	DSQ	16.93	16.93	
2	2	23342	ELLIFF Rafe	2008		21.25	20.79	20.88	20.79	3.86
3	14	DAYMG	GRIMES Myles	2009		DNF	22.13	23.23	22.13	5.20
4	8	DAYJS	SHELLEY Jake	2009		DSQ	DSQ	26.67	26.67	9.74

Did Not Start - Run 1 (1)

	3	23898	WONTNER Benjamin	2008		DNS	DNS	DNS		
--	---	-------	------------------	------	---	-----	-----	-----	--	--

Did Not Finish - Run 1 (1)

	14	DAYMG	GRIMES Myles	2009		DNF	22.13	23.23		
--	----	-------	--------------	------	---	-----	-------	-------	--	--

Disqualified - Run 1 (2)

	8	DAYJS	SHELLEY Jake	2009		DSQ	DSQ	26.67		Gate 13
	18	23972	FABER Ryan	2009		DSQ	DSQ	16.93		Gate 14


Did Not Start - Run 2 (1)

	3	23898	WONTNER Benjamin	2008		DNS	DNS	DNS		
--	---	-------	------------------	------	---	-----	-----	-----	--	--












Disqualified - Run 2 (2)

	8	DAYJS	SHELLEY Jake	2009		DSQ	DSQ	26.67		Gate 6
	18	23972	FABER Ryan	2009		DSQ	DSQ	16.93		Gate 14


Did Not Start - Run 3 (1)

	3	23898	WONTNER Benjamin	2008		DNS	DNS	DNS		
--	---	-------	------------------	------	---	-----	-----	-----	--	--


Cat: U12 / Girls

1	29	22858	PUTMAN Abigail	2006		15.95	15.81	16.18	15.81	
2	34	22729	FENNELL Amber	2007		16.09	16.43	16.48	16.09	0.28
3	32	22859	PUTMAN Daisy	2007		16.67	16.34	16.49	16.34	0.53
4	30	23295	TOMS Felicity	2006		17.48	17.05	17.23	17.05	1.24
5	21	DAYPV	VENABLES Phoebe	2006		17.78	17.26	17.14	17.14	1.33
6	28	24038	BUSHELL Grace	2007		17.97	17.35	17.70	17.35	1.54
7	35	24025	GIBLING Evelyn	2007		18.71	28.57	DSQ	18.71	2.90
8	24	23453	MELLON BACKHOUSE Isabella	2006		19.96	19.20	19.01	19.01	3.20
9	22	DAYGW	WINSER Gretchen	2007		20.53	19.69	DSQ	19.69	3.88
10	27	23488	FURSE-COPE Jenna	2007		DSQ	20.61	DNF	20.61	4.80
11	33	DAYMK	KITCHING Martha	2007		22.36	23.32	24.83	22.36	6.55

Disqualified - Run 1 (1)

	27	23488	FURSE-COPE Jenna	2007		DSQ	20.61	DNF		Gate 6
--	----	-------	------------------	------	---	-----	-------	-----	--	--------

Did Not Finish - Run 3 (1)

	27	23488	FURSE-COPE Jenna	2007		DSQ	20.61	DNF		
--	----	-------	------------------	------	---	-----	-------	-----	--	--












Vikings Club National 2017
 Suffolk Ski Centre
 Special Slalom - Girls & Boys (U12/10)
 Official ranking

Rank	Bib.	RegNo	Name	Year	====	Run 1	Run 2	Run 3	Time	Gap
------	------	-------	------	------	------	-------	-------	-------	------	-----

Disqualified - Run 3 (2)

	22	DAYGW	WINSER Gretchen	2007		20.53	19.69	DSQ		Gate 14
	35	24025	GIBLING Evelyn	2007		18.71	28.57	DSQ		Gate 7

Cat: U12 / Boys

1	12	23348	DUNCAN Harry	2006		15.21	14.80	15.09	14.80	
2	13	22059	DADE Jake	2006		15.70	15.17	15.34	15.17	0.37
3	11	DAYAH	HADINGHAM Alex	2006		16.06	16.02	15.92	15.92	1.12
4	5	22363	BROWN Ben	2006		16.22	16.66	16.10	16.10	1.30
5	17	22673	ATKINSON Liam	2007		16.72	16.27	16.20	16.20	1.40
6	9	DAYBS	SMITH Ben	2006		16.48	16.41	16.61	16.41	1.61
7	6	DAYLS	SINCLAIR Laurence	2006		16.78	23.17	16.43	16.43	1.63
8	1	23170	ROSS Angus	2006		17.15	16.57	16.87	16.57	1.77
9	7	24073	WOOD George	2007		22.42	17.53	17.24	17.24	2.44
10	16	DAYBS.	SMITH Bradley	2007		DNF	18.42	17.43	17.43	2.63
11	10	24028	VERGANI Alberto	2007		DSQ	19.53	20.12	19.53	4.73

Did Not Start - Run 1 (2)

	4	DAYRH	HUMPHREY Robert	2006		DNS	DNS	DNS		
	15	DAYAB	PARTLETT-HULSTROM Albie	2006		DNS	DNS	DNS		

Did Not Finish - Run 1 (1)

	16	DAYBS.	SMITH Bradley	2007		DNF	18.42	17.43		
--	----	--------	---------------	------	---	-----	-------	-------	--	--

Disqualified - Run 1 (1)

	10	24028	VERGANI Alberto	2007		DSQ	19.53	20.12		Gate 6
--	----	-------	-----------------	------	---	-----	-------	-------	--	--------

Did Not Start - Run 2 (2)

	4	DAYRH	HUMPHREY Robert	2006		DNS	DNS	DNS		
	15	DAYAB	PARTLETT-HULSTROM Albie	2006		DNS	DNS	DNS		

Did Not Start - Run 3 (2)

	4	DAYRH	HUMPHREY Robert	2006		DNS	DNS	DNS		
	15	DAYAB	PARTLETT-HULSTROM Albie	2006		DNS	DNS	DNS		



Vikings Club National 2017
Suffolk Ski Centre
Special Slalom - Females
Official Ranking

COMPETITION JURY

TECHNICAL DELEGATE METTERS Derek
 CHIEF OF RACE SHELLY Chris (VIK)
 REFEREE REEDER Carl (VIK)
 COURSE CHIEF Suffolk Ski Centre

WEATHER

CONDITIONS Dry, Warm, Sunny
 SNOW Artificial
 AIR TEMPERATURE START : 20.0 °C
 FINISH : 20.0 °C

1st RUN

COURSESETTER ANDERSON Chris (VIK)
 FORERUNNERS - A - ANDERSON Beverly (VIK)
 - B - CUTHBERT Daryl (VIK)
 - C - ANDERSON Chris (VIK)

2nd RUN

ANDERSON Chris (VIK)
 - A - ANDERSON Beverly (VIK)
 - B - CUTHBERT Daryl (VIK)
 - C - ANDERSON Chris (VIK)

COURSE Suffolk Ski Centre
 START 47 m
 FINISH 18 m
 DROP 29 m
 LENGTH 135 m
 HOMOLOGATION 0008/06/10 CN GP PS 20-Jun-2020
 GATES 16
 DIRECTIONS 16
 STARTING TIME 1115

LIST n°117 APPLIED PENALTY: 10.00 CALCULATED PENALTY: 8.02 F = 720
 Number of competitors: 34, Number of NSA: 10

Rank	Bib.	legNo	Year	Cat	(Rank)	Name	====	Club	Run 1	Run 2	Run 3	Time	Points
1	64	20599	2000	U18	(1)	SHERING Nicole		TSN	13.92	DNF	14.37	28.29	0.00
2	69	18933	2001	U18	(2)	VALE Lauren		ASR	19.45	14.59	14.39	28.98	17.56
3	70	20339	2000	U18	(3)	BURROUGHS Hannah		NOR	14.92	15.32	15.12	30.04	44.54
4	65	21024	2002	U16	(1)	JACKSON Ellie		MID	15.67	15.57	14.86	30.43	54.46
5	66	21897	2002	U16	(2)	MARTIN Lily		ESX	15.58	15.61	15.16	30.74	62.35
6	72	21816	1999	U21	(1)	TUBBS Jessica		TSN	15.77	DNF	15.23	31.00	68.97
7	75	22179	2003	U16	(3)	HOLMES Abby		NOR	15.68	15.86	15.56	31.24	75.08
8	67	22199	2004	U14	(1)	TRUST Emma		ASR	16.00	15.77	15.90	31.67	86.02
9	78	22515	2003	U16	(4)	SHELLEY Annie		VIK	16.10	16.14	15.71	31.81	89.59
10	68	21334	2003	U16	(5)	BOTY Nia		HEM	16.49	16.16	15.88	32.04	95.44
11	62	19648	1998	U21	(2)	SIDE Joely		PND	16.36	16.26	15.88	32.14	97.99
12	74	20618	2003	U16	(6)	EAVES Eleanor		PND	16.37	16.19	15.99	32.18	99.00
13	71	22304	2000	U18	(4)	WILKINS Eleanor		ASR	16.92	17.15	16.60	33.52	133.11
14	79	21303	2002	U16	(7)	BANNISTER Lucy		ASR	16.61	17.46	17.02	33.63	135.91
15	91	23800	2002	U16	(8)	SHELLEY Madeline		VIK	17.31	DNF	17.06	34.37	154.74
16	92	22122	2005	U14	(2)	THOMPSON Niamh		TSN	18.20	17.41	17.44	34.85	166.96
17	81	23421	2004	U14	(3)	HUGHES Sophie		ESX	17.94	17.61	17.38	34.99	170.52
18	90	DAYEV	2004	U14	(4)	VENABLES Felicity		VIK	17.98	DNF	17.15	35.13	174.08
19	80	22327	2000	U18	(5)	CALDWELL Cara		CHT	18.23	17.84	17.57	35.41	181.21
20	76	20742	1971	MAS	(1)	SAMPSON Melissa		NOR	18.09	17.92	17.95	35.87	192.92
21	85	24065	2005	U14	(5)	LINCOLN Isabel		NOR	18.03	DNF	17.89	35.92	194.19










Vikings Club National 2017

Suffolk Ski Centre

Special Slalom - Females

Official Ranking

Rank	Bib.	legNo	Year	Cat	(Rank)	Name	====	Club	Run 1	Run 2	Run 3	Time	Points
22	83	24006	2003	U16	(9)	BLAKE Elspeth		ASR	18.54	18.16	17.99	36.15	200.04
23	89	24072	2004	U14	(6)	WOOD Caitlin		VIK	20.14	18.84	19.15	37.99	246.87
24	88	24069	2005	U14	(7)	SCOTT-AMOS Beth		NOR	19.73	19.57	19.32	38.89	269.78
25	86	DAYMS	2005	U14	(8)	SAUNDERS Mackenzi		VIK	20.58	21.15	20.59	41.17	327.80
26	87	DAYEM	2004	U14	(9)	MERRIGAN Elizabeth		VIK	21.02	21.51	21.04	42.06	350.46
27	84	DAYTC	2003	U16	(10)	CUTHBERT Tia		VIK	21.68	21.33	20.88	42.21	354.27
28	77	22200	2004	U14	(10)	PETERSON Lexie		ASR	16.38	DNF	31.69	48.07	503.41

Did Not Finish - Run 1 (3)

63	21734	2001	U18		ATKINSON Molly		CHT	DNF	DNF			
73	41007	1987	MAS		GODDARD Emily		GLO	DNF	DNF			
82	DAYMC	2003	U16		FRANCIS Mia		VIK	DNF	17.36	DNF		


Did Not Finish - Run 2 (8)

63	21734	2001	U18		ATKINSON Molly		CHT	DNF	DNF			
64	20599	2000	U18		SHERING Nicole		TSN	13.92	DNF	14.37		
72	21816	1999	U21		TUBBS Jessica		TSN	15.77	DNF	15.23		
73	41007	1987	MAS		GODDARD Emily		GLO	DNF	DNF			
77	22200	2004	U14		PETERSON Lexie		ASR	16.38	DNF	31.69		
85	24065	2005	U14		LINCOLN Isabel		NOR	18.03	DNF	17.89		
90	DAYFV	2004	U14		VENABLES Felicity		VIK	17.98	DNF	17.15		
91	23800	2002	U16		SHELLEY Madeline		VIK	17.31	DNF	17.06		

Did Not Finish - Run 3 (3)

82	DAYMC	2003	U16		FRANCIS Mia		VIK	DNF	17.36	DNF		
93	DAYAV	2004	U14		VICOS Amelia		VIK	22.26	21.07	DNF		
94	22615	2001	U18		FABER Sophie		TSN	17.36	16.69	DNF		

Disqualified - Run 3 (1)

61	20337	2001	U18		SKIPPER Megan		NOR	14.77	16.11	DSQ	Gate 11	
----	-------	------	-----	--	---------------	---	-----	-------	-------	-----	---------	--



Vikings Club National 2017
Suffolk Ski Centre
Special Slalom - Females
Penalty calculation

Rank	Bib.	RegNo	Name	Year	====	Points	Best 5	Race points
Best 10 at finish								
1	64	20599	SHERING Nicole	2000		2.32	2.32	0.00
2	69	18933	VALE Lauren	2001		11.45	11.45	17.56
3	70	20339	BURROUGHS Hannah	2000		91.15	-	-
4	65	21024	JACKSON Ellie	2002		41.22	41.22	54.46
5	66	21897	MARTIN Lily	2002		53.98	53.98	62.35
6	72	21816	TUBBS Jessica	1999		56.13	56.13	68.97
7	75	22179	HOLMES Abby	2003		115.03	-	-
8	67	22199	TRUST Emma	2004		99.23	-	-
9	78	22515	SHELLEY Annie	2003		157.64	-	-
10	68	21334	BOTY Nia	2003		123.36	-	-

Best 5 at start

1	64	20599	SHERING Nicole	2000		2.32		
2	69	18933	VALE Lauren	2001		11.45		
11	62	19648	SIDE Joely	1998		31.67		
DNF	73	41007	GODDARD Emily	1987		32.76		
DSQ	61	20337	SKIPPER Megan	2001		40.25		

(DNF: Did Not Finish, DSQ: Disqualified)

TOTAL

(B) List points of best 5 at start	118.45		
(A) List points of the best 5 to finish in top 10		165.10	
(C) Race points of corresponding competitors			203.34
Calculated penalty (A + B - C) = 80.21 / 10	8.02		
Correction value (Z)	0.00		
Category adder	0.00		
Applied penalty	(8.02)	10.00	

Technical Delegate





Vikings Club National 2017

Suffolk Ski Centre

Special Slalom - Males

Official Ranking

COMPETITION JURY

TECHNICAL DELEGATE METTERS Derek
 CHIEF OF RACE SHELLY Chris (VIK)
 REFEREE REEDER Carl (VIK)
 COURSE CHIEF Suffolk Ski Centre

WEATHER

CONDITIONS Dry, Warm, Sunny
 SNOW Artificial
 AIR TEMPERATURE START : 20.0 °C
 FINISH : 20.0 °C

1st RUN

COURSESETTER ANDERSON Chris (VIK)
 FORERUNNERS - A - ANDERSON Beverly (VIK)
 - B - CUTHBERT Daryl (VIK)
 - C - ANDERSON Chris (VIK)

2nd RUN

ANDERSON Chris (VIK)
 - A - ANDERSON Beverly (VIK)
 - B - CUTHBERT Daryl (VIK)
 - C - ANDERSON Chris (VIK)

COURSE Suffolk Ski Centre
 START 47 m
 FINISH 18 m
 DROP 29 m
 LENGTH 135 m
 HOMOLOGATION 0008/06/10 CN GP PS 20-Jun-2020
 GATES 16
 DIRECTIONS 16
 STARTING TIME 1115

LIST n°117 APPLIED PENALTY: 10.00 CALCULATED PENALTY: 7.93 F = 720
 Number of competitors: 57, Number of NSA: 15

Rank	Bib.	legNo	Year	Cat	(Rank)	Name	====	Club	Run 1	Run 2	Run 3	Time	Points
1	6	20683	1999	U21	(1)	SPEED Craig		ASR	13.61	13.24	13.46	26.70	0.00
2	4	45332	2001	U18	(1)	WEEKS Oliver		MID	DNF	13.40	13.35	26.75	1.35
3	2	20262	2002	U16	(1)	CASE Toby		ASR	DNF	13.75	13.24	26.99	7.82
4	14	19420	1998	U21	(2)	WITTS Callum		PND	DSQ	13.92	13.61	27.53	22.38
5	13	18810	1997	U21	(3)	FENELEY Luke		NOR	14.12	DNF	13.51	27.63	25.08
6	8	21632	2001	U18	(2)	SHEMANS Jake		ASR	14.13	DNF	14.05	28.18	39.91
7	11	21723	2000	U18	(3)	HOWE Charlie		NOR	DNF	14.50	14.16	28.66	52.85
8	23	20748	2003	U16	(2)	DADE Tommy		NOR	14.55	14.89	14.19	28.74	55.01
9	24	19855	2002	U16	(3)	BINGHAM Nicholas		ESX	14.71	14.48	14.46	28.94	60.40
10	20	23185	2000	U18	(4)	STEWART Oliver		NOR	14.73	14.61	14.43	29.04	63.10
11	16	19713	1997	U21	(4)	BOTY Harry		HEM	14.62	14.66	14.48	29.10	64.72
12	15	21811	1994	SEN	(1)	WELLS Oliver		ASR	14.62	DNF	14.56	29.18	66.88
13	17	20884	2003	U16	(4)	THOMPSON Joseph		NOR	15.10	14.72	14.64	29.36	71.73
14	5	2657	1966	MAS	(1)	BANNISTER Simon		ASR	14.60	36.81	14.91	29.51	75.78
15	28	20839	2003	U16	(5)	ROSS Callum		SBR	15.02	DSQ	14.50	29.52	76.04
16	21	21823	2003	U16	(6)	TUBBS Charlie		TSN	14.76	14.79	14.84	29.60	78.20
17	18	20640	2002	U16	(7)	FENELEY Jack		PND	14.75	DNF	14.93	29.68	80.36
18	25	21605	2002	U16	(8)	SMITH Nathan		ASR	DNF	14.78	15.08	29.86	85.21
19	30	23350	2002	U16	(9)	GOMEZ CLARKE Jamie		NOR	14.98	15.01	15.07	30.05	90.34
20	40	DAYCT	2000	U18	(5)	THOMPSON Connor		VIK	14.78	15.57	15.30	30.08	91.15
21	38	21649	2005	U14	(1)	BUNTON Ryan		CHT	15.20	15.06	15.39	30.45	101.12



Vikings Club National 2017

Suffolk Ski Centre

Special Slalom - Males

Official Ranking

Rank	Bib.	legNo	Year	Cat	(Rank)	Name	====	Club	Run 1	Run 2	Run 3	Time	Points
22	32	21645	2004	U14	(2)	MELLON-HENDRY Freddie		ASR	15.20	DNF	15.40	30.60	105.17
23	29	23349	2003	U16	(10)	BUSHELL George		NOR	15.41	15.70	15.41	30.82	111.10
24	27	22653	2000	U18	(6)	TARGETT Jason		ASR	15.27	DNF	15.71	30.98	115.42
25	53	22087	2005	U14	(3)	PARKER Travis		NOR	15.38	15.58	15.65	31.03	116.76
26	22	21626	1967	MAS	(2)	ATKINSON Andrew		CHT	DNF	15.21	15.86	31.07	117.84
27	31	21091	2003	U16	(11)	LUTTERLOCH Ed		ASR	15.63	15.46	15.73	31.19	121.08
28	44	21604	2005	U14	(4)	OGDEN Alex		NOR	15.66	15.71	15.79	31.45	128.09
29	33	10596	1963	MAS	(3)	BUNTON Paul		HEM	16.35	16.23	16.18	32.41	153.98
30	49	21827	2005	U14	(5)	DEEM Charlie		MID	16.31	16.87	16.19	32.50	156.40
31	41	DAYHL	1998	U21	(5)	LEVENE Harry		VIK	16.33	16.32	16.50	32.82	165.03
32	45	22794	2005	U14	(6)	GRECULA Adam		BRO	16.43	16.74	17.13	33.56	184.99
33	51	DAYST	1964	MAS	(4)	THOMSON Stewart		VIK	17.69	16.73	16.89	33.62	186.61
34	26	21975	1999	U21	(6)	HOCKING Alex		MID	15.71	15.60	18.08	33.68	188.22
35	42	DAYCS	2004	U14	(7)	SINCLAIR Charles		VIK	17.00	17.35	16.86	33.86	193.08
36	36	22807	2004	U14	(8)	FURSE-COPE Jack		ASR	17.06	17.21	16.90	33.96	195.78
37	37	20921	1967	MAS	(5)	DURANT Richard		SUF	17.70	17.61	17.77	35.38	234.07
38	35	13217	1968	MAS	(6)	SHARP Anthony		HEM	15.87	15.69	20.54	36.23	256.99
39	48	DAYON	2001	U18	(7)	NORMAN Oliver		VIK	DNF	18.48	17.93	36.41	261.84
40	52	DAYDG	1973	MAS	(7)	GRIMES Daniel		VIK	20.22	18.70	18.68	37.38	288.00
41	57	DAYAB	2005	U14	(9)	PARTLETT-HULSTROM Albie		VIK	19.55	18.91	18.88	37.79	299.06
42	56	DAYJS.	2005	U14	(10)	SHELLY Jack		VIK	DNF	19.23	18.62	37.85	300.67
43	43	DAYKT	2005	U14	(11)	THOMSON Kai		VIK	23.55	19.05	18.97	38.02	305.26
44	39	DAYLF	2004	U14	(12)	FULCHER Lewis		VIK	DNF	19.84	19.44	39.28	339.24
45	34	23264	2003	U16	(12)	EVANS Theo		ASR	DSQ	25.05	16.61	41.66	403.42
46	47	21942	1972	MAS	(8)	LINCOLN Piers		NOR	21.58	DNF	34.16	55.74	783.10

Did Not Start - Run 1 (4)

7	20673	1999	U21		BANNISTER Adam		ASR	DNS	DNS				
12	19854	1999	U21		BINGHAM Jonathan		ESX	DNS	DNS				
54	DAYNH	2004	U14		HUMPHREY Nick		ASR	DNS	DNS				
55	DAYMH	2004	U14		HUTCHINSON Max		VIK	DNS	DNS				

Did Not Finish - Run 1 (12)

2	20262	2002	U16		CASE Toby		ASR	DNF	13.75	13.24			
3	21189	1998	U21		BIGGS Saul		AMB	DNF	DNF				
4	45332	2001	U18		WEEKS Oliver		MID	DNF	13.40	13.35			
9	41578	1994	SEN		LEE Adam		MID	DNF	38.29	DNF			
11	21723	2000	U18		HOWE Charlie		NOR	DNF	14.50	14.16			
19	45058	2001	U18		PRICE Joshua		CAR	DNF	15.44	DNF			
22	21626	1967	MAS		ATKINSON Andrew		CHT	DNF	15.21	15.86			
25	21605	2002	U16		SMITH Nathan		ASR	DNF	14.78	15.08			
39	DAYLF	2004	U14		FULCHER Lewis		VIK	DNF	19.84	19.44			
46	DAYDM	1993	SEN		MOLLOY Daniel		NOR	DNF	DNF				
48	DAYON	2001	U18		NORMAN Oliver		VIK	DNF	18.48	17.93			
56	DAYJS.	2005	U14		SHELLY Jack		VIK	DNF	19.23	18.62			

Disqualified - Run 1 (2)

14	19420	1998	U21		WITTS Callum		PND	DSQ	13.92	13.61	Gate 11		
34	23264	2003	U16		EVANS Theo		ASR	DSQ	25.05	16.61	Gate 7		

Did Not Start - Run 2 (4)

7	20673	1999	U21		BANNISTER Adam		ASR	DNS	DNS				
12	19854	1999	U21		BINGHAM Jonathan		ESX	DNS	DNS				
54	DAYNH	2004	U14		HUMPHREY Nick		ASR	DNS	DNS				
55	DAYMH	2004	U14		HUTCHINSON Max		VIK	DNS	DNS				

Vikings Club National 2017

Suffolk Ski Centre

Special Slalom - Males

Official Ranking

Rank	Bib.	legNo	Year	Cat	(Rank) Name	====	Club	Run 1	Run 2	Run 3	Time	Points
------	------	-------	------	-----	-------------	------	------	-------	-------	-------	------	--------

Did Not Finish - Run 2 (10)

1	4777	1985	MAS	HATCHER David		AVO	13.57	DNF	DNF			
3	21189	1998	U21	BIGGS Saul		AMB	DNF	DNF				
8	21632	2001	U18	SHEMMANS Jake		ASR	14.13	DNF	14.05			
13	18810	1997	U21	FENELEY Luke		NOR	14.12	DNF	13.51			
15	21811	1994	SEN	WELLS Oliver		ASR	14.62	DNF	14.56			
18	20640	2002	U16	FENELEY Jack		PND	14.75	DNF	14.93			
27	22653	2000	U18	TARGETT Jason		ASR	15.27	DNF	15.71			
32	21645	2004	U14	MELLON-HENDRY Freddie		ASR	15.20	DNF	15.40			
46	DAYDM	1993	SEN	MOLLOY Daniel		NOR	DNF	DNF				
47	21942	1972	MAS	LINCOLN Piers		NOR	21.58	DNF	34.16			


Disqualified - Run 2 (1)

28	20839	2003	U16	ROSS Callum		SBR	15.02	DSQ	14.50			
----	-------	------	-----	--------------------	---	-----	-------	-----	-------	--	--	--

Did Not Finish - Run 3 (4)

1	4777	1985	MAS	HATCHER David		AVO	13.57	DNF	DNF			
9	41578	1994	SEN	LEE Adam		MID	DNF	38.29	DNF			
10	21718	1970	MAS	ROSS David		TSN	14.72	15.06	DNF			
19	45058	2001	U18	PRICE Joshua		CAR	DNF	15.44	DNF			

Disqualified - Run 3 (1)

50	DAYMB	2000	U18	BYE Matthew		VIK	16.42	16.11	DSQ	Gate 7		
----	-------	------	-----	--------------------	---	-----	-------	-------	-----	--------	--	--

Technical Delegate



Vikings Club National 2017
Suffolk Ski Centre
Special Slalom - Males
Penalty calculation

Rank	Bib.	RegNo	Name	Year	====	Points	Best 5	Race points
Best 10 at finish								
1	6	20683	SPEED Craig	1999		9.90	9.90	0.00
2	4	45332	WEEKS Oliver	2001		7.96	7.96	1.35
3	2	20262	CASE Toby	2002		21.31	21.31	7.82
4	14	19420	WITTS Callum	1998		9.58	9.58	22.38
5	13	18810	FENELEY Luke	1997		38.47	38.47	25.08
6	8	21632	SHEMMANS Jake	2001		66.38	-	-
7	11	21723	HOWE Charlie	2000		73.53	-	-
8	23	20748	DADE Tommy	2003		107.37	-	-
9	24	19855	BINGHAM Nicholas	2002		109.17	-	-
10	20	23185	STEWARD Oliver	2000		97.75	-	-

Best 5 at start

DNF	1	4777	HATCHER David	1985		0.00		
2	4	45332	WEEKS Oliver	2001		7.96		
4	14	19420	WITTS Callum	1998		9.58		
1	6	20683	SPEED Craig	1999		9.90		
3	2	20262	CASE Toby	2002		21.31		

(DNF: Did Not Finish, DSQ: Disqualified)

TOTAL

(B) List points of best 5 at start	48.75		
(A) List points of the best 5 to finish in top 10		87.22	
(C) Race points of corresponding competitors			56.63
Calculated penalty (A + B - C) = 79.34 / 10	7.93		
Correction value (Z)	0.00		
Category adder	0.00		
Applied penalty	(7.93)	10.00	

Technical Delegate

