

**ERSA Club National 2016**  
**Brentwood Park Ski Centre**  
**Special Slalom - Girls & Boys (U12/10)**  
**Final Ranking U12/10**

**COMPETITION JURY**

TECHNICAL DELEGATE WILLIS Peter (GBR)  
 CHIEF OF RACE WRIGHT Bernie (ERSA)  
 REFEREE HOUGHTON Anne Marie

**WEATHER**

CONDITIONS Cold, Cloudy  
 SNOW Artificial

**1st RUN**

COURSESETTER ANDERSON Christopher (VIK)  
 FORERUNNERS - A - ANDERSON Beverly (VIK)  
 - B - REIDY Jon (HEM)  
 - C - ANDERSON Christopher (VIK)  
 COURSE Brentwood Ski/Snowboard Centre  
 START 65 m  
 FINISH 31 m  
 DROP 34 m  
 LENGTH 170 m  
 HOMOLOGATION 0007/08/08 CN PS 16-Aug-2018  
 GATES 13  
 DIRECTIONS 12  
 STARTING TIME 1105

**2nd RUN**

ANDERSON Christopher (VIK)  
 - A - ANDERSON Beverly (VIK)  
 - B - REIDY Jon (HEM)  
 - C - ANDERSON Christopher (VIK)  
 Brentwood Ski/Snowboard Centre  
 65 m  
 31 m  
 34 m  
 170 m  
 0007/08/08 CN PS 16-Aug-2018  
 13  
 12  
 1105




LIST n°216

Rank	Bib.	Year	Rank	Cat	Name	====	Club	Run-1	Run-2	Run-3	Time	Gap
------	------	------	------	-----	------	------	------	-------	-------	-------	------	-----

**++ Under 10 - Girls ++**

1	129	2007	(1)	U10	PUTMAN Daisy		TSN	14.43	13.29	* 13.02	<b>13.02</b>	
2	123	2008	(2)	U10	CALDWELL Kitty-Jay		TSN	13.83	* 13.80	13.92	<b>13.80</b>	0.78
3	121	2007	(3)	U10	BUSHELL Grace		NOR	* 14.61	14.68	14.67	<b>14.61</b>	1.59
4	127	2008	(4)	U10	BUNTON Aimee		HEM	15.96	15.85	* 15.22	<b>15.22</b>	2.20
5	124	2007	(5)	U10	HIGGS Eira-Mia		ESX	23.32	16.53	* 16.51	<b>16.51</b>	3.49

**++ Under 10 - Boys ++**

1	101	2007	(1)	U10	ATKINSON Liam		CHT	1:14.85	12.85	* 12.42	<b>12.42</b>	
2	102	2007	(2)	U10	WOOD George		VIK	* 13.91	14.25	14.37	<b>13.91</b>	1.49
3	104	2007	(3)	U10	ENGLAND Alfie		ESX	14.54	14.48	* 14.23	<b>14.23</b>	1.81
4	110	2007	(4)	U10	VERGANI Alberto		HEM	16.67	14.68	* 14.29	<b>14.29</b>	1.87

**++ Under 12 - Girls ++**

1	126	2006	(1)	U12	ORZEL Emilia		MID	17.12	13.06	* 12.51	<b>12.51</b>	
2	125	2006	(2)	U12	TOMS Felicity		BRO	13.00	12.87	* 12.61	<b>12.61</b>	0.10

ERSA Club National 2016  
 Brentwood Park Ski Centre  
 Special Slalom - Girls & Boys (U12/10)  
 Final Ranking U12/10

Rank	Bib.	Year	Rank	Cat	Name	====	Club	Run-1	Run-2	Run-3	Time	Gap
3	130	2005	(3)	U12	HEMMING Anya		MID	12.94	12.82	* 12.68	<b>12.68</b>	0.17
4	128	2006	(4)	U12	PUTMAN Abigail		TSN	13.42	13.04	* 12.93	<b>12.93</b>	0.42
5	131	2005	(5)	U12	WHITMARSH-ALI Evie		CHT	14.20	13.76	* 13.54	<b>13.54</b>	1.03
6	122	2006	(6)	U12	MELLON BACKHOUSE Isabella		ASR	16.30		* 14.61	<b>14.61</b>	2.10

Did Not Finish - Run-2 (1)

122	2006		U12	MELLON BACKHOUSE Isabella		ASR						
-----	------	--	-----	---------------------------	---	-----	--	--	--	--	--	--

**++ Under 12 - Boys ++**

1	106	2005	(1)	U12	BUNTON Ryan		HEM	11.45	11.57	* 11.38	<b>11.38</b>	
2	103	2006	(2)	U12	DADE Jake		NOR	11.80	12.03	* 11.64	<b>11.64</b>	0.26
3	108	2005	(3)	U12	PARKER Travis		NOR	12.28	12.04	* 11.70	<b>11.70</b>	0.32
4	109	2006	(4)	U12	DUNCAN Harry		TSN		* 11.81	12.32	<b>11.81</b>	0.43
5	105	2006	(5)	U12	PARKES Oliver		HEM	14.96	14.81	* 13.87	<b>13.87</b>	2.49
6	107	2006	(6)	U12	HADINGHAM Alex		NOR	19.33	14.26	* 13.97	<b>13.97</b>	2.59

Did Not Finish - Run-1 (1)

109	2006		U12	DUNCAN Harry		TSN						
-----	------	--	-----	--------------	--	-----	--	--	--	--	--	--

Technical Delegate

## ERSA Club National 2016

### Brentwood Park Ski Centre

#### Special Slalom - Females

#### Final ranking - Club National

#### COMPETITION JURY

TECHNICAL DELEGATE WILLIS Peter (GBR)  
 CHIEF OF RACE WRIGHT Bernie (ERSA)  
 REFEREE HOUGHTON Anne Marie

#### WEATHER

CONDITIONS Cold, Cloudy  
 SNOW Artificial

#### 1st RUN



















COURSESETTER ANDERSON Christopher (VIK)  
 FORERUNNERS ANDERSON Beverly (VIK)  
 - A - REIDY Jon (HEM)  
 - B - ANDERSON Christopher

#### 2nd RUN

TELLING Paul (EVO)  
 ANDERSON Beverly (VIK)  
 REIDY Jon (HEM)

COURSE Brentwood Ski/Snowboard Centre  
 START 65 m  
 FINISH 31 m  
 DROP 34 m  
 LENGTH 170 m  
 HOMOLOGATION 0007/08/08 CN PS 16-Aug-2018  
 GATES 13  
 DIRECTIONS 12  
 STARTING TIME 1105

LIST n°216 APPLIED PENALTY: 11.73 CALCULATED PENALTY: 11.73 F = 720

Rank	Bib.	RegNo	Year	(Rank)	Cat	Name	====	Club	Run-1	Run-2	Run-3	Time	Points
1	52	18933	2001	(1)	U16	VALE Lauren		CHT	* 10.66	10.93	* 10.54	<b>21.20</b>	0.00
2	51	17936	1996	(1)	U21	DAVIES Jenny		ASR	10.77	* 10.74	* 10.62	<b>21.36</b>	5.43
3	59	20599	2000	(1)	U18	SHERING Nicole		TSN	10.83	* 10.73	* 10.90	<b>21.63</b>	14.60
4	56	20337	2001	(2)	U16	SKIPPER Megan		NOR	11.14	* 11.08	* 11.06	<b>22.14</b>	31.92
5	64	21357	2000	(2)	U18	MOORE Danica		BRO	11.60	* 11.32	* 11.10	<b>22.42</b>	41.43
6	57	22304	2000	(3)	U18	WILKINS Eleanor		ASR	11.53	* 11.33	* 11.32	<b>22.65</b>	49.25
7	61	23404	2001	(3)	U16	LUCK Jemma		NOR	* 11.62	11.85	* 11.57	<b>23.19</b>	67.58
7	60	21816	1999	(4)	U18	TUBBS Jessica		TSN	* 11.66	11.90	* 11.53	<b>23.19</b>	67.58
9	63	21734	2001	(4)	U16	ATKINSON Molly		CHT	* 12.12		* 11.80	<b>23.92</b>	92.38
10	62	22199	2004	(1)	U14	TRUST Emma		ASR	* 12.81	12.86	* 12.28	<b>25.09</b>	132.11
11	55	22308	2001	(5)	U16	DANCE Hannah		ASR		* 13.09	* 12.58	<b>25.67</b>	151.81
12	58	22943	1999	(5)	U18	BLYTH Charlotte		HEM	* 12.86	13.24	* 13.21	<b>26.07</b>	165.40
13	78	DAYFV	2004	(2)	U14	VENABLES Felicity		VIK	14.09	* 13.32	* 12.89	<b>26.21</b>	170.15
14	68	21284	2004	(3)	U14	HINTON Tilly		ALD	14.32	* 13.48	* 13.15	<b>26.63</b>	184.42
15	53	20767	2000	(6)	U18	WEBSTER Atlanta		NOR	* 13.42		* 13.60	<b>27.02</b>	197.66
16	67	22327	2000	(7)	U18	CALDWELL Cara		TSN	* 13.77	14.21	* 13.37	<b>27.14</b>	201.74
17	77	23421	2004	(4)	U14	HUGHES Sophie		ESX	* 14.12		* 13.86	<b>27.98</b>	230.26
18	66	22200	2004	(5)	U14	PETERSON Lexie		ASR	14.76	* 14.44	* 14.10	<b>28.54</b>	249.28
19	76	22146	2004	(6)	U14	HAMBLETON Chloe		ASR	* 15.16	15.18	* 14.86	<b>30.02</b>	299.55
20	70	DAYCW	2004	(7)	U14	WOOD Caitlin		VIK	17.41	* 16.44	* 15.64	<b>32.08</b>	369.51
21	75	DAYAV	2004	(8)	U14	VICOS Amelia		VIK	16.74	* 16.44	* 16.35	<b>32.79</b>	393.62
22	69	23398	1978	(1)	MAS	WALKER Jessica		AVO	20.28	* 19.58	* 20.80	<b>40.38</b>	651.40

#### Did Not Start - Run-1 (3)

54 23069 2002 U16 LANDER Isabelle  HEM


**ERSA Club National 2016**  
**Brentwood Park Ski Centre**  
**Special Slalom - Females**  
**Final ranking - Club National**

Rank	Bib.	RegNo	Year	(Rank)	Cat	Name	====	Club	Run-1	Run-2	Run-3	Time	Points
	71	DAYCR	2001		U16	RICH-JONES Charlotte							
	74	22536	2000		U18	MCLEISH Alice		HEM					

**Did Not Finish - Run-1 (1)**

	55	22308	2001		U16	DANCE Hannah		ASR					
--	----	-------	------	--	-----	--------------	---	-----	--	--	--	--	--

**Did Not Start - Run-2 (3)**

	54	23069	2002		U16	LANDER Isabelle		HEM					
	71	DAYCR	2001		U16	RICH-JONES Charlotte							
	74	22536	2000		U18	MCLEISH Alice		HEM					

**Did Not Finish - Run-2 (1)**

	72	DAYAE	1999		U18	ELPHICK Alex		ESX					
--	----	-------	------	--	-----	--------------	---	-----	--	--	--	--	--

**Disqualified - Run-2 (4)**











	53	20767	2000		U18	WEBSTER Atlanta		NOR				Gate 12	
	63	21734	2001		U16	ATKINSON Molly		CHT				Gate 12	
	73	DAYLS	2003		U14	STRETTON Lucy		ASR				Gate 8	
	77	23421	2004		U14	HUGHES Sophie		ESX				Gate 12	

**Did Not Finish - Run-3 (3)**

	65	22615	2001		U16	FABER Sophie		TSN					
	72	DAYAE	1999		U18	ELPHICK Alex		ESX					
	73	DAYLS	2003		U14	STRETTON Lucy		ASR				Gate 8	

Technical Delegate

**ERSA Club National 2016**  
**Brentwood Park Ski Centre**  
**Special Slalom - Females**  
**Penalty calculation**

Rank	Bib.	RegNo	Name	Year	====	Points	Best 5	Race points
<b>Best 10 at finish</b>								
1	52	18933	VALE Lauren	2001		12.45	12.45	0.00
2	51	17936	DAVIES Jenny	1996		0.00	0.00	5.43
3	59	20599	SHERING Nicole	2000		5.08	5.08	14.60
4	56	20337	SKIPPER Megan	2001		40.25	40.25	31.92
5	64	21357	MOORE Danica	2000		62.50	-	-
6	57	22304	WILKINS Eleanor	2000		51.45	51.45	49.25
7	61	23404	LUCK Jemma	2001		85.55	-	-
7	60	21816	TUBBS Jessica	1999		65.00	-	-
9	63	21734	ATKINSON Molly	2001		113.39	-	-
10	62	22199	TRUST Emma	2004		121.68	-	-

**Best 5 at start**

2	51	17936	DAVIES Jenny	1996		0.00		
3	59	20599	SHERING Nicole	2000		5.08		
1	52	18933	VALE Lauren	2001		12.45		
4	56	20337	SKIPPER Megan	2001		40.25		
6	57	22304	WILKINS Eleanor	2000		51.45		

(DNF: Did Not Finish, DSQ: Disqualified)

**TOTAL**

(B) List points of best 5 at start	109.23		
(A) List points of the best 5 to finish in top 10		109.23	
(C) Race points of corresponding competitors			101.20
Calculated penalty (A + B - C) = 117.26 / 10	11.73		
Correction value (Z)	0.00		
Category adder	0.00		
Applied penalty	11.73		

Technical Delegate

**ERSA Club National 2016**  
**Brentwood Park Ski Centre**  
**Special Slalom - Males**  
**Final ranking - Club National**

**COMPETITION JURY**

TECHNICAL DELEGATE WILLIS Peter (GBR)  
 CHIEF OF RACE WRIGHT Bernie (ERSA)  
 REFEREE HOUGHTON Anne Marie

**WEATHER**

CONDITIONS Cold, Cloudy  
 SNOW Artificial

**1st RUN**


























COURSESETTER ANDERSON Christopher (VIK)  
 FORERUNNERS ANDERSON Beverly (VIK)  
 - A - REIDY Jon (HEM)  
 - B - ANDERSON Christopher

**2nd RUN**












TELLING Paul (EVO)  
 ANDERSON Beverly (VIK)  
 REIDY Jon (HEM)

COURSE Brentwood Ski/Snowboard Centre  
 START 65 m  
 FINISH 31 m  
 DROP 34 m  
 LENGTH 170 m  
 HOMOLOGATION 0007/08/08 CN PS 16-Aug-2018  
 GATES 13  
 DIRECTIONS 12  
 STARTING TIME 1105

LIST n°216 APPLIED PENALTY: 18.96 CALCULATED PENALTY: 18.96 F = 720

Rank	Bib.	RegNo	Year	(Rank)	Cat	Name	====	Club	Run-1	Run-2	Run-3	Time	Points
1	10	4777	1985	(1)	MAS	HATCHER David		AVO	* 9.80		* 9.72	19.52	0.00
2	4	20683	1999	(1)	U18	SPEED Craig		ASR	10.19	* 10.05	* 9.84	19.89	13.65
3	15	19624	1995	(1)	SEN	SYMONS Daniel		CHT	* 10.11	10.12	* 9.92	20.03	18.81
4	11	18558	1996	(1)	U21	WILLOWS Laurence		BRO	* 10.08	10.22	* 9.96	20.04	19.18
5	6	21857	1999	(2)	U18	WHEELER Ryan		CHT	* 10.41	10.77	* 10.62	21.03	55.70
6	3	19854	1999	(3)	U18	BINGHAM Jonathan		ESX	* 10.43		* 10.65	21.08	57.54
7	1	21189	1998	(2)	U21	BIGGS Saul		AMB	* 10.53	11.08	* 10.63	21.16	60.49
8	14	14927	1993	(2)	SEN	DAVIES Peter		ASR	18.43	* 10.87	* 10.82	21.69	80.04
9	5	21594	1999	(4)	U18	WORTT Aaron		ASR	11.21	* 11.02	* 10.78	21.80	84.10
10	13	21632	2001	(1)	U16	SHEMANS Jake		ASR	* 10.84	10.92	* 10.98	21.82	84.84
11	2	19829	2001	(2)	U16	HEMMING Ethan		MID	* 11.05	11.24	* 11.03	22.08	94.43
12	9	42049	1999	(5)	U18	JONES Aiden		WWS	* 10.96		* 11.13	22.09	94.80
13	16	21626	1967	(2)	MAS	ATKINSON Andrew		CHT		* 11.65	* 11.04	22.69	116.93
14	18	21975	1999	(6)	U18	HOCKING Alex		MID	11.25	* 11.23	* 11.62	22.85	122.83
15	30	22164	2001	(3)	U16	LONGSTAFF Michael		WGC	11.48	* 11.34	* 11.56	22.90	124.67
16	19	20184	2000	(7)	U18	NEWTON William		HEM	* 11.60	11.71	* 11.41	23.01	128.73
17	23	23350	2002	(4)	U16	GOMEZ CLARKE Jamie		NOR		* 11.86	* 11.58	23.44	144.59
18	26	21645	2004	(1)	U14	MELLON-HENDRY Freddie		ASR	* 11.83	11.94	* 11.68	23.51	147.17
19	21	22188	2000	(8)	U18	TRUST Alexander		ASR	12.07	* 11.93	* 11.64	23.57	149.39
20	25	21605	2002	(5)	U16	SMITH Nathan		ASR	12.06	* 12.01	* 11.91	23.92	162.30
21	22	23349	2003	(2)	U14	BUSHELL George		NOR	12.12	* 11.88	* 12.10	23.98	164.51
22	17	21823	2003	(3)	U14	TUBBS Charlie		TSN	* 12.08	12.19	* 11.91	23.99	164.88
23	27	20766	2001	(6)	U16	HUMPHREYS Charles		HEM	* 12.17	12.36	* 11.85	24.02	165.98
24	20	10596	1963	(3)	MAS	BUNTON Paul		HEM	12.17	* 12.13	* 12.01	24.14	170.41
25	32	23122	2001	(7)	U16	HUGHES Thomas		ESX		* 12.39	* 11.96	24.35	178.16


ERSA Club National 2016  
 Brentwood Park Ski Centre  
 Special Slalom - Males  
 Final ranking - Club National

Rank	Bib.	RegNo	Year	(Rank)	Cat	Name	====	Club	Run-1	Run-2	Run-3	Time	Points
26	29	21194	2003	(4)	U14	NEWTON Charlie		HEM	* 12.14	12.28	* 12.42	<b>24.56</b>	185.90
27	34	21456	2003	(5)	U14	VINCENT Ben		TSN	12.54	* 12.54	* 12.19	<b>24.73</b>	192.17
28	35	22716	2003	(6)	U14	OAKES Owen		TSN	12.72	* 12.44	* 12.34	<b>24.78</b>	194.02
29	39	DAYDH	2002	(8)	U16	HEYMOZ Daniel		WGC	* 12.59	12.60	* 12.56	<b>25.15</b>	207.66
30	33	22807	2004	(7)	U14	FURSE-COPE Jack		ASR	* 13.20	13.34	* 12.47	<b>25.67</b>	226.84
31	24	9379	1958	(4)	MAS	PROUDLOVE Andrew		BRO	* 12.99	13.25	* 12.91	<b>25.90</b>	235.33
32	41	DAYAT	2003	(8)	U14	TURNER Alfie		HEM	13.31	* 13.01	* 12.92	<b>25.93</b>	236.43
33	36	20264	2003	(9)	U14	REIDY Thomas		HEM	* 13.11	13.20	* 13.04	<b>26.15</b>	244.55
34	31	22163	2000	(9)	U18	COOPER-WALKER Josef		AVO	* 13.21	13.54	* 13.22	<b>26.43</b>	254.88
35	37	DAYLF	2004	(10)	U14	FULCHER Lewis		VIK	* 15.46	15.85	* 15.56	<b>31.02</b>	424.18
36	12	19855	2002	(9)	U16	BINGHAM Nicholas		ESX	11.33	* 11.33	* 21.78	<b>33.11</b>	501.27

Did Not Start - Run-1 (2)

28	17468	1961		MAS	GIBB Jim		CHT						
40	DAYFF	2004		U14	FURMIDGE Fred		AVO						

Did Not Finish - Run-1 (1)

16	21626	1967		MAS	ATKINSON Andrew		CHT						
----	-------	------	--	-----	-----------------	---	-----	--	--	--	--	--	--

Disqualified - Run-1 (3)

23	23350	2002		U16	GOMEZ CLARKE Jamie		NOR					Gate 12	
32	23122	2001		U16	HUGHES Thomas		ESX					Gate 1	
38	22196	2000		U18	WARSOP Rowan		NOR					Gate 6	

Did Not Start - Run-2 (2)

28	17468	1961		MAS	GIBB Jim		CHT						
40	DAYFF	2004		U14	FURMIDGE Fred		AVO						

Did Not Finish - Run-2 (2)

3	19854	1999		U18	BINGHAM Jonathan		ESX						
10	4777	1985		MAS	HATCHER David		AVO						

Disqualified - Run-2 (1)











9	42049	1999		U18	JONES Aiden		WWS					Gate 9	
---	-------	------	--	-----	-------------	---	-----	--	--	--	--	--------	--

Did Not Finish - Run-3 (3)

7	22009	2001		U16	APPLETON Byron		HEM						
8	18674	1997		U21	CHAPMAN Euan		ASR						
38	22196	2000		U18	WARSOP Rowan		NOR						

Technical Delegate

**ERSA Club National 2016**  
**Brentwood Park Ski Centre**  
**Special Slalom - Males**  
**Penalty calculation**

Rank	Bib.	RegNo	Name	Year	====	Points	Best 5	Race points
<b>Best 10 at finish</b>								
1	10	4777	HATCHER David	1985		0.00	0.00	0.00
2	4	20683	SPEED Craig	1999		42.94	42.94	13.65
3	15	19624	SYMONS Daniel	1995		25.10	25.10	18.81
4	11	18558	WILLOWS Laurence	1996		28.32	28.32	19.18
5	6	21857	WHEELER Ryan	1999		86.48	-	-
6	3	19854	BINGHAM Jonathan	1999		53.02	53.02	57.54
7	1	21189	BIGGS Saul	1998		61.80	-	-
8	14	14927	DAVIES Peter	1993		70.65	-	-
9	5	21594	WORTT Aaron	1999		97.68	-	-
10	13	21632	SHEMMANS Jake	2001		73.15	-	-

**Best 5 at start**

1	10	4777	HATCHER David	1985		0.00		
3	15	19624	SYMONS Daniel	1995		25.10		
4	11	18558	WILLOWS Laurence	1996		28.32		
2	4	20683	SPEED Craig	1999		42.94		
6	3	19854	BINGHAM Jonathan	1999		53.02		

(DNF: Did Not Finish, DSQ: Disqualified)

**TOTAL**

(B) List points of best 5 at start	149.38		
(A) List points of the best 5 to finish in top 10		149.38	
(C) Race points of corresponding competitors			109.18
Calculated penalty (A + B - C) = 189.58 / 10	18.96		
Correction value (Z)	0.00		
Category adder	0.00		
Applied penalty	18.96		

Technical Delegate