



Norfolk Club National 2016
Norfolk Snowsports Club
Special Slalom - Girls & Boys (U12/10)
Final Ranking U12/10

COMPETITION JURY

TECHNICAL DELEGATE	MANN'S David	(GBR)
CHIEF OF RACE	WRIGHT Bernard	(ERSA)
REFEREE	VINCENT Nigel	(TSN)
COURSE CHIEF	Norfolk Snowsports	(NOR)
START REFEREE	HATHWAY David	(ASR)
FINISH REFEREE	GUNTON Debbie	(NOR)

WEATHER

CONDITIONS	Dry, Cloudy, Sunny
SNOW	Artificial
AIR TEMPERATURE	START : 17.0 °C FINISH : 17.0 °C

1st RUN

COURSESETTER	REIDY Alex	(EVO)
FORERUNNERS	- A - SEWELL Sebastian	(NOR)
	- B - BURROUGHS George	(NOR)
	- C - SKIPPER Sophie	(NOR)

2nd RUN

	REIDY Alex	(EVO)
- A -	BURROUGHS George	(NOR)
- B -	RICHARDSON Jake	(NOR)
- C -	SKIPPER Sophie	(NOR)
- D -	SEWELL Sebastian	(NOR)

COURSE	Norfolk Snowsports Club
START	50 m
FINISH	10 m
DROP	40 m
LENGTH	180 m
HOMOLOGATION	CN GP PS 30-Apr-2020
GATES	15
DIRECTIONS	15
STARTING TIME	1100

	Norfolk Snowsports Club
	50 m
	10 m
	40 m
	180 m
	CN GP PS 30-Apr-2020

Rank	Bib.	Year	Rank	Cat	Name	====	Club	Run-1	Run-2	Run-3	Time	Gap
------	------	------	------	-----	------	------	------	-------	-------	-------	------	-----

++ Under 10 - Girls ++

1	72	2007	(1)	U10	FENNELL Amber		MID	15.39	15.43	15.49	15.39	
2	71	2007	(2)	U10	PUTMAN Daisy		TSN		17.08	17.01	17.01	1.62
3	80	2008	(3)	U10	CALDWELL Kitty-Jay		TSN	17.97	18.18		17.97	2.58
4	74	2008	(4)	U10	BUNTON Aimee		HEM	19.57	19.73	19.50	19.50	4.11

Disqualified - Run-1 (1)

	71	2007		U10	PUTMAN Daisy		TSN					Gate 4
--	----	------	--	-----	--------------	--	-----	--	--	--	--	--------

Disqualified - Run-3 (1)

	80	2008		U10	CALDWELL Kitty-Jay		TSN					Gate 14
--	----	------	--	-----	--------------------	--	-----	--	--	--	--	---------

++ Under 10 - Boys ++

1	51	2007	(1)	U10	MITCHELL Kieran		NOR		16.53	16.23	16.23	
---	----	------	-----	-----	-----------------	--	-----	--	-------	-------	--------------	--




Norfolk Club National 2016
 Norfolk Snowsports Club
 Special Slalom - Girls & Boys (U12/10)
 Final Ranking U12/10

Rank	Bib.	Year	Rank	Cat	Name	====	Club	Run-1	Run-2	Run-3	Time	Gap
2	57	2007	(2)	U10	ATKINSON Liam		CHT	17.21	16.87	16.76	16.76	0.53
3	60	2007	(3)	U10	WOOD George		VIK	19.05	18.67	19.18	18.67	2.44
4	61	2007	(4)	U10	FRANCIS Jude		VIK	21.03	20.51	20.56	20.51	4.28
5	59	2008	(5)	U10	CHAUHAN Ruben		NOR	22.66		23.18	22.66	6.43

Disqualified - Run-1 (1)

51	2007		U10	MITCHELL Kieran		NOR						Gate 14
----	------	--	-----	-----------------	---	-----	--	--	--	--	--	---------

Disqualified - Run-2 (1)

59	2008		U10	CHAUHAN Ruben		NOR						Gate 13
----	------	--	-----	---------------	---	-----	--	--	--	--	--	---------

++ Under 12 - Girls ++

1	75	2005	(1)	U12	THOMPSON Niamh		TSN	15.35	15.88	15.29	15.29	
2	76	2006	(2)	U12	PUTMAN Abigail		TSN	16.62	16.62	16.33	16.33	1.04
3	78	2005	(3)	U12	HEMMING Anya		MID	17.52	17.28	17.04	17.04	1.75
4	81	2005	(4)	U12	BARTLETT Honor		VIK	18.04	17.36	17.66	17.36	2.07
5	79	2006	(5)	U12	HETTERLEY Mollie		CHT	17.51	17.72	17.56	17.51	2.22
6	73	2006	(6)	U12	GILES Charlotte		MID	18.70		17.97	17.97	2.68
7	82	2005	(7)	U12	LINCOLN Isabel		NOR	20.77	20.53	20.28	20.28	4.99
8	77	2005	(8)	U12	SAUNDERS Mackenzi		VIK	21.20	21.85	21.86	21.20	5.91


Disqualified - Run-2 (1)

73	2006		U12	GILES Charlotte		MID						Gate 14
----	------	--	-----	-----------------	---	-----	--	--	--	--	--	---------

++ Under 12 - Boys ++

1	56	2005	(1)	U12	OGDEN Alex		NOR	15.31	15.11	14.53	14.53	
2	63	2005	(2)	U12	BUNTON Ryan		HEM	15.45	14.99	14.76	14.76	0.23
3	62	2005	(3)	U12	PARKER Travis		NOR	15.29	15.09	15.47	15.09	0.56
4	52	2006	(4)	U12	DADE Jake		NOR	15.66	15.39	15.46	15.39	0.86
5	55	2005	(5)	U12	STOCKS Elliot		PND	15.50	15.61	15.79	15.50	0.97
6	58	2005	(6)	U12	CHAUHAN Rohan		NOR	16.16	15.93	16.52	15.93	1.40
7	53	2006	(7)	U12	BROWN Ben		BRO	17.45		16.45	16.45	1.92
8	54	2006	(8)	U12	HADINGHAM Alex		NOR		17.55	16.96	16.96	2.43

Disqualified - Run-1 (1)

54	2006		U12	HADINGHAM Alex		NOR						Gate 4
----	------	--	-----	----------------	---	-----	--	--	--	--	--	--------

Disqualified - Run-2 (1)

53	2006		U12	BROWN Ben		BRO						Gate 15
----	------	--	-----	-----------	---	-----	--	--	--	--	--	---------

Technical Delegate



Norfolk Club National 2016
Norfolk Snowsports Club
Special Slalom - Females
Official ranking

COMPETITION JURY

TECHNICAL DELEGATE	MANN'S David	(GBR)
CHIEF OF RACE	WRIGHT Bernard	(ERSA)
REFEREE	VINCENT Nigel	(TSN)
COURSE CHIEF	Norfolk Snowsports	(NOR)
START REFEREE	HATHWAY David	(ASR)
FINISH REFEREE	GUNTON Debbie	(NOR)

WEATHER

CONDITIONS	Dry, Cloudy, Sunny
SNOW	Artificial
AIR TEMPERATURE	START : 17.0 °C FINISH : 17.0 °C

1st RUN

COURSESETTER	REIDY Alex	(EVO)
FORERUNNERS	- A - SEWELL Sebastian	(NOR)
	- B - BURROUGHS George	(NOR)
	- C - SKIPPER Sophie	(NOR)

2nd RUN

	REIDY Alex	(EVO)
- A -	BURROUGHS George	(NOR)
- B -	RICHARDSON Jake	(NOR)
- C -	SKIPPER Sophie	(NOR)
- D -	SEWELL Sebastian	(NOR)





COURSE	Norfolk Snowsports Club
START	50 m
FINISH	10 m
DROP	40 m
LENGTH	180 m
HOMOLOGATION	CN GP PS 30-Apr-2020
GATES	15
DIRECTIONS	15
STARTING TIME	1100

	Norfolk Snowsports Club
	50 m
	10 m
	40 m
	180 m
	CN GP PS 30-Apr-2020
	15
	15
	1230




LIST n°116 APPLIED PENALTY: 10.00 CALCULATED PENALTY: 4.30 F = 720

Rank	Bib.	RegNo	Name	Year	====	Run-1	Run-2	Run-3	Time	Gap	Points
1	3	20599	SHERING Nicole	2000		14.25	14.07	13.77	27.84		0.00
2	12	20696	NEWBOULT Helena	1998		13.96	14.41	13.98	27.94	0.10	2.59
3	5	17936	DAVIES Jenny	1996		14.22	13.75	14.21	27.96	0.12	3.10
4	6	18660	HATHWAY Bella	1997			14.07	14.18	28.25	0.41	10.60
5	4	18933	VALE Lauren	2001		14.32	14.22	14.42	28.64	0.80	20.69
6	1	17888	DELLER Lucy	1996		14.36	14.54	14.54	28.90	1.06	27.41
7	11	20337	SKIPPER Megan	2001		14.72	14.61	14.51	29.12	1.28	33.10
8	9	41007	GODDARD Emily	1987		15.30	15.19	14.71	29.90	2.06	53.28
8	7	21897	MARTIN Lily	2002		15.13	14.85	15.05	29.90	2.06	53.28
10	2	21816	TUBBS Jessica	1999		15.31	15.11	15.03	30.14	2.30	59.48
11	26	DAYJL	LUCK Jemma	2001		15.36	15.21	15.00	30.21	2.37	61.29
12	13	21357	MOORE Danica	2000		15.53	15.33	15.27	30.60	2.76	71.38
13	27	23069	LANDER Isabelle	2002		16.63	15.61	15.55	31.16	3.32	85.86
13	14	22179	HOLMES Abby	2003		15.81	15.99	15.35	31.16	3.32	85.86
15	20	21734	ATKINSON Molly	2001		16.35	16.27	15.61	31.88	4.04	104.48
16	19	22176	GILES Ella	2003		16.26	16.02	15.91	31.93	4.09	105.78
17	23	21334	BOTY Nia	2003		17.02	16.05	16.06	32.11	4.27	110.43
18	15	20767	WEBSTER Atlanta	2000		16.70	16.30	16.20	32.50	4.66	120.52



Rank	Bib.	RegNo	Name	Year	====	Run-1	Run-2	Run-3	Time	Gap	Points
19	18	22199	TRUST Emma	2004		16.94	16.45	16.31	32.76	4.92	127.24
20	16	20742	SAMPSON Melissa	1971		16.78	16.46	16.53	32.99	5.15	133.19
21	30	DAYSM	MANNBY Siobhan	2000		17.16		16.54	33.70	5.86	151.55
22	25	DAYMF	FRANCIS Mia	2003		17.55		17.59	35.14	7.30	188.79
23	21	22515	SHELLEY Annie	2003		18.32	17.99	17.40	35.39	7.55	195.26
24	22	22200	PETERSON Lexie	2004		18.67	17.93	18.12	36.05	8.21	212.33
25	32	DAYAW	WILLOWS April	2002			18.29	18.07	36.36	8.52	220.34
26	33	DAYHO	OTTER Harriet	2000		20.71	20.11	20.01	40.12	12.28	317.59
27	29	DAYCW	WOOD Caitlin	2004		21.15	21.18	21.10	42.25	14.41	372.67
28	28	DAYTC	CUTHBERT Tia	2003		23.65	23.25	23.62	46.87	19.03	492.16
29	31	23398	WALKER Jessica	1978		25.38	24.39	24.48	48.87	21.03	543.88




Did Not Start - Run-1 (3)

8	41986	EVANS Isabel	2000	
17	22144	BREEN Kate	2001	
24	23192	BREEN Ellen	2003	

Did Not Finish - Run-1 (2)

6	18660	HATHWAY Bella	1997	
32	DAYAW	WILLOWS April	2002	

Did Not Start - Run-2 (3)

8	41986	EVANS Isabel	2000	
17	22144	BREEN Kate	2001	
24	23192	BREEN Ellen	2003	

Disqualified - Run-2 (2)

25	DAYMF	FRANCIS Mia	2003		Gate 4
30	DAYSM	MANNBY Siobhan	2000		Gate 7

Disqualified - Run-3 (1)

10	42040	HARRISON Ursula	2002		Gate 14
----	-------	-----------------	------	---	---------



Norfolk Club National 2016
 Norfolk Snowsports Club
 Special Slalom - Females
 Penalty calculation

Rank	Bib.	RegNo	Year	Cat	Name	====	Club	Best 5	Points	Race points
------	------	-------	------	-----	------	------	------	--------	--------	-------------

Best 10 at finish

1	3	20599	2000	U18	SHERING Nicole		TSN	5.16	5.16	0.00
2	12	20696	1998	U21	NEWBOULT Helena		MID	11.19	11.19	2.59
3	5	17936	1996	U21	DAVIES Jenny		ASR	0.00	0.00	3.10
4	6	18660	1997	U21	HATHWAY Bella		ASR	11.00	11.00	10.60
5	4	18933	2001	U16	VALE Lauren		CHT	12.64	12.64	20.69
6	1	17888	1996	U21	DELLER Lucy		MID	-	41.97	-
7	11	20337	2001	U16	SKIPPER Megan		NOR	-	55.10	-
8	9	41007	1987	SEN	GODDARD Emily		GLO	-	22.76	-
8	7	21897	2002	U16	MARTIN Lily		BRO	-	79.79	-
10	2	21816	1999	U18	TUBBS Jessica		TSN	-	107.14	-

Best 5 at start

3	5	17936	1996	U21	DAVIES Jenny		ASR		0.00	
1	3	20599	2000	U18	SHERING Nicole		TSN		5.16	
4	6	18660	1997	U21	HATHWAY Bella		ASR		11.00	
2	12	20696	1998	U21	NEWBOULT Helena		MID		11.19	
5	4	18933	2001	U16	VALE Lauren		CHT		12.64	

(DNF: Did Not Finish, DSQ: Disqualified)

TOTAL

(B) List points of best 5 at start		39.99	
(A) List points of the best 5 to finish in top 10	39.99		
(C) Race points of corresponding competitors			36.98
Calculated penalty (A + B - C) = 43.00 / 10			4.30
Correction value (Z)			0.00
Category adder			0.00
Applied penalty		(4.30)	10.00

Technical Delegate





Norfolk Club National 2016
Norfolk Snowsports Club
Special Slalom - Males
Official ranking

COMPETITION JURY

TECHNICAL DELEGATE	MANNS David	(GBR)
CHIEF OF RACE	WRIGHT Bernard	(ERSA)
REFEREE	VINCENT Nigel	(TSN)
COURSE CHIEF	Norfolk Snowsports	(NOR)
START REFEREE	HATHWAY David	(ASR)
FINISH REFEREE	GUNTON Debbie	(NOR)

WEATHER

CONDITIONS	Dry, Cloudy, Sunny
SNOW	Artificial
AIR TEMPERATURE	START : 17.0 °C FINISH : 17.0 °C

1st RUN

COURSESETTER	REIDY Alex	(EVO)
FORERUNNERS	- A - SEWELL Sebastian	(NOR)
	- B - BURROUGHS George	(NOR)
	- C - SKIPPER Sophie	(NOR)

2nd RUN

	REIDY Alex	(EVO)
- A -	BURROUGHS George	(NOR)
- B -	RICHARDSON Jake	(NOR)
- C -	SKIPPER Sophie	(NOR)
- D -	SEWELL Sebastian	(NOR)

COURSE	Norfolk Snowsports Club
START	50 m
FINISH	10 m
DROP	40 m
LENGTH	180 m
HOMOLOGATION	CN GP PS 30-Apr-2020
GATES	15
DIRECTIONS	15
STARTING TIME	1100

	Norfolk Snowsports Club
	50 m
	10 m
	40 m
	180 m
	CN GP PS 30-Apr-2020

LIST n°116 APPLIED PENALTY: 11.08 CALCULATED PENALTY: 11.08 F = 720

Rank	Bib.	RegNo	Name	Year	====	Run-1	Run-2	Run-3	Time	Gap	Points
1	1	18610	DEAKIN William	1991		13.08	12.77	12.49	25.26	0.00	
2	14	20293	CLAYTON Adam	1996		12.97	12.88	12.57	25.45	0.19	5.42
3	6	19420	WITTS Callum	1998		13.05	13.39	12.63	25.68	0.42	11.97
3	3	21742	SEWELL Logan	1998		13.43	13.02	12.66	25.68	0.42	11.97
5	12	18629	MOLLOY Daniel	1993		13.00	13.25	12.72	25.72	0.46	13.11
6	15	18810	FENELEY Luke	1997		13.32	12.99	12.88	25.87	0.61	17.39
7	2	19051	WEEKS Oliver	2001		13.19	13.07	12.88	25.95	0.69	19.67
8	13	13792	KNOWLES Michael	1995		13.25	13.14	13.00	26.14	0.88	25.08
9	11	18558	WILLOWS Laurence	1996		13.16	13.08	13.13	26.21	0.95	27.08
10	8	22214	HOOK Kristian	1992		13.19	14.13	13.30	26.49	1.23	35.06
11	20	22166	HOLMES Thomas	1999		13.39	13.51	13.17	26.56	1.30	37.05
12	16	41985	EVANS Harrison	2000		13.63	13.79	13.33	26.96	1.70	48.46
12	10	20262	CASE Toby	2002		14.10	13.63	13.33	26.96	1.70	48.46
14	5	21189	BIGGS Saul	1998		13.67	13.50	13.47	26.97	1.71	48.74
15	18	20481	HUDSON Thomas	2001		13.83	13.66	13.47	27.13	1.87	53.30
16	17	20846	DEWISON Samuel	1998		13.94	13.67	13.60	27.27	2.01	57.29
17	9	18674	CHAPMAN Euan	1997		14.39	13.71	13.60	27.31	2.05	58.43
18	26	14927	DAVIES Peter	1993		13.93	13.75	13.61	27.36	2.10	59.86



Norfolk Club National 2016

Norfolk Snowsports Club

Special Slalom - Males

Official ranking

Rank	Bib.	RegNo	Name	Year	====	Run-1	Run-2	Run-3	Time	Gap	Points
19	4	20683	SPEED Craig	1999		14.39	14.04	13.68	27.72	2.46	70.12
20	21	19713	BOTY Harry	1997			14.14	13.78	27.92	2.66	75.82
21	30	19829	HEMMING Ethan	2001		14.50	14.16	13.85	28.01	2.75	78.38
22	22	21857	WHEELER Ryan	1999		14.26	14.06	14.09	28.15	2.89	82.38
23	32	21823	TUBBS Charlie	2003		14.17	14.44	14.33	28.50	3.24	92.35
24	29	19855	BINGHAM Nicholas	2002		14.47	14.27	14.44	28.71	3.45	98.34
25	49	23185	STEWART Oliver	2000		15.16	14.54	14.29	28.83	3.57	101.76
26	27	20640	FENELEY Jack	2002		14.57	14.55	14.39	28.94	3.68	104.89
27	24	41719	BUTTERWORTH Thomas	2002		14.89	14.58	14.39	28.97	3.71	105.75
28	37	21975	HOCKING Alex	1999		14.87	14.49	14.49	28.98	3.72	106.03
29	25	20884	THOMPSON Joseph	2003		14.49	14.44	14.63	29.07	3.81	108.60
30	23	41837	PRICE Rhys	2001		15.11	14.74	14.34	29.08	3.82	108.88
31	31	21626	ATKINSON Andrew	1967		14.98	14.71	14.52	29.23	3.97	113.16
32	48	20748	DADE Tommy	2003		14.82	14.70	14.54	29.24	3.98	113.44
33	52	23350	GOMEZ CLARKE Jamie	2002		15.24	14.76	14.66	29.42	4.16	118.57
34	50	DAYMD	DARRELL Mathew	1992		15.09	14.93	14.60	29.53	4.27	121.71
35	34	22188	TRUST Alexander	2000		15.13	14.86	14.85	29.71	4.45	126.84
36	64	23349	BUSHELL George	2003		15.09	14.71	15.01	29.72	4.46	127.13
37	40	21875	HADDEN Alexander	2001		14.78	14.97	14.98	29.76	4.50	128.27
38	59	21880	STAYMAN Harry	2004		15.25	15.17	14.99	30.16	4.90	139.67
39	28	10596	BUNTON Paul	1963		15.46	15.14	15.27	30.41	5.15	146.79
40	57	DAYBM	McDONALD Ben	2002		15.32	15.42	15.23	30.55	5.29	150.78
41	38	23264	EVANS Theo	2003		15.95	15.59	15.26	30.85	5.59	159.33
42	61	DAYPH	HOLMES Peter	1966		16.09	15.64	15.32	30.96	5.70	162.47
43	44	17468	GIBB Jim	1961		15.46	15.57	15.66	31.12	5.86	167.03
44	51	DAYCH	HEARNEY Christopher	1999			15.41	15.85	31.26	6.00	171.02
45	47	DAYJR	REYNOLDS Joshua	2001		16.10	16.00	15.53	31.53	6.27	178.72
46	55	DAYHL	LEVENE Harry	1998		16.42	15.86	15.77	31.63	6.37	181.57
47	45	22138	BELLAMY Edward	1987		16.39	15.97	15.79	31.76	6.50	185.27
48	36	13217	SHARP Anthony	1968		16.14	16.10	15.84	31.94	6.68	190.40
49	67	21645	MELLON-HENDRY Freddie	2004		16.35	16.25	15.77	32.02	6.76	192.68
50	53	18665	SYDER Mark	1967		16.39	16.09	16.17	32.26	7.00	199.52
51	41	22203	GILES Daniel	2003		16.68	16.23	16.96	33.19	7.93	226.03
52	43	22163	COOPER-WALKER Josef	2000		16.98	17.13	16.59	33.57	8.31	236.86
53	66	22807	FURSE-COPE Jack	2004		17.32	16.60	17.08	33.68	8.42	240.00
54	58	20264	REIDY Thomas	2003		17.49	17.19	16.73	33.92	8.66	246.84
55	62	20649	SCHUBERT Maximilian	2003			17.11	17.12	34.23	8.97	255.68
56	54	DAYJD	DURANT Jim	1967		17.41	17.24	17.24	34.48	9.22	262.80
57	42	21456	VINCENT Ben	2003		17.26	17.43	17.34	34.60	9.34	266.22
58	68	DAYEC	CROUGHAN Ewan	2002			17.31	17.48	34.79	9.53	271.64
59	63	DAYMB	BAUMBACH Michael	1970		19.03	19.11	18.79	37.82	12.56	358.00

Did Not Start - Run-1 (4)

19	14168	WHEATMAN Max	1993	
33	20839	ROSS Callum	2003	
56	20340	SHAKESHAFT James	2003	
65	DAYMM	MOLLOY Michael	1992	

Did Not Finish - Run-1 (2)

21	19713	BOTY Harry	1997	
51	DAYCH	HEARNEY Christopher	1999	

Rank	Bib.	RegNo	Name	Year	====	Run-1	Run-2	Run-3	Time	Gap	Points
------	------	-------	------	------	------	-------	-------	-------	------	-----	--------


Disqualified - Run-1 (4)

	7	4777	HATCHER David	1985							Gate 11
	60	DAYAT	TURNER Alfie	2003							Gate 14
	62	20649	SCHUBERT Maximilian	2003							Gate 11
	68	DAYEC	CROUGHAN Ewan	2002							Gate 4

Did Not Start - Run-2 (4)

	19	14168	WHEATMAN Max	1993							
	33	20839	ROSS Callum	2003							
	56	20340	SHAKESHAFT James	2003							
	65	DAYMM	MOLLOY Michael	1992							

Did Not Finish - Run-2 (1)

	35	21605	SMITH Nathan	2002							
--	----	-------	--------------	------	---	--	--	--	--	--	--

Did Not Start - Run-3 (3)

	35	21605	SMITH Nathan	2002							
	39	21601	SMITH Anthony	1969							
	65	DAYMM	MOLLOY Michael	1992							

Did Not Finish - Run-3 (1)

	46	DAYDA	ALI Dylan	2004							
--	----	-------	-----------	------	---	--	--	--	--	--	--

Disqualified - Run-3 (2)

	7	4777	HATCHER David	1985							Gate 14
	60	DAYAT	TURNER Alfie	2003							Gate 7



Norfolk Club National 2016
Norfolk Snowsports Club
Special Slalom - Males
Final Ranking

COMPETITION JURY

TECHNICAL DELEGATE	MANN'S David	(GBR)
CHIEF OF RACE	WRIGHT Bernard	(ERSA)
REFEREE	VINCENT Nigel	(TSN)
COURSE CHIEF	Norfolk Snowsports	(NOR)
START REFEREE	HATHWAY David	(ASR)
FINISH REFEREE	GUNTON Debbie	(NOR)

WEATHER

CONDITIONS	Dry, Cloudy, Sunny
SNOW	Artificial
AIR TEMPERATURE	START : 17.0 °C FINISH : 17.0 °C

1st RUN

COURSESETTER	REIDY Alex	(EVO)
FORERUNNERS	- A - SEWELL Sebastian	(NOR)
	- B - BURROUGHS George	(NOR)
	- C - SKIPPER Sophie	(NOR)

2nd RUN

	REIDY Alex	(EVO)
- A -	BURROUGHS George	(NOR)
- B -	RICHARDSON Jake	(NOR)
- C -	SKIPPER Sophie	(NOR)
- D -	SEWELL Sebastian	(NOR)

COURSE	Norfolk Snowsports Club
START	50 m
FINISH	10 m
DROP	40 m
LENGTH	180 m
HOMOLOGATION	CN GP PS 30-Apr-2020
GATES	15
DIRECTIONS	15
STARTING TIME	1100

	Norfolk Snowsports Club
	50 m
	10 m
	40 m
	180 m
	CN GP PS 30-Apr-2020

LIST n°116

Rank	Bib.	Year	Rank	Cat	Name	====	Club	Run-1	Run-2	Run-3	Time	Gap
1	65	1992	(1)	SEN	MOLLOY Michael		NOR	12.98	12.45	12.54	24.99	
2	1	1991	(2)	SEN	DEAKIN William		HEM	13.08	12.77	12.49	25.26	0.27
3	14	1996	(1)	U21	CLAYTON Adam		NOR	12.97	12.88	12.57	25.45	0.46
4	6	1998	(2)	U21	WITTS Callum		PND	13.05	13.39	12.63	25.68	0.69
4	3	1998	(2)	U21	SEWELL Logan		NOR	13.43	13.02	12.66	25.68	0.69
6	12	1993	(3)	SEN	MOLLOY Daniel		NOR	13.00	13.25	12.72	25.72	0.73
7	15	1997	(4)	U21	FENELEY Luke		NOR	13.32	12.99	12.88	25.87	0.88
8	2	2001	(1)	U16	WEEKS Oliver		MID	13.19	13.07	12.88	25.95	0.96
9	13	1995	(4)	SEN	KNOWLES Michael		MSR	13.25	13.14	13.00	26.14	1.15
10	11	1996	(5)	U21	WILLOWS Laurence		BRO	13.16	13.08	13.13	26.21	1.22
11	8	1992	(5)	SEN	HOOK Kristian		ALD	13.19	14.13	13.30	26.49	1.50
12	20	1999	(1)	U18	HOLMES Thomas		NOR	13.39	13.51	13.17	26.56	1.57
13	16	2000	(2)	U18	EVANS Harrison		ALD	13.63	13.79	13.33	26.96	1.97
13	10	2002	(2)	U16	CASE Toby		ASR	14.10	13.63	13.33	26.96	1.97
15	5	1998	(6)	U21	BIGGS Saul		AMB	13.67	13.50	13.47	26.97	1.98
16	18	2001	(3)	U16	HUDSON Thomas		NOR	13.83	13.66	13.47	27.13	2.14
17	17	1998	(7)	U21	DEWISON Samuel		MID	13.94	13.67	13.60	27.27	2.28
18	9	1997	(8)	U21	CHAPMAN Euan		ASR	14.39	13.71	13.60	27.31	2.32



Norfolk Club National 2016

Norfolk Snowsports Club

Special Slalom - Males

Final Ranking

Rank	Bib.	Year	Rank	Cat	Name	====	Club	Run-1	Run-2	Run-3	Time	Gap
19	26	1993	(6)	SEN	DAVIES Peter		ASR	13.93	13.75	13.61	27.36	2.37
20	4	1999	(3)	U18	SPEED Craig		ASR	14.39	14.04	13.68	27.72	2.73
21	21	1997	(9)	U21	BOTY Harry		HEM		14.14	13.78	27.92	2.93
22	30	2001	(4)	U16	HEMMING Ethan		MID	14.50	14.16	13.85	28.01	3.02
23	22	1999	(4)	U18	WHEELER Ryan		CHT	14.26	14.06	14.09	28.15	3.16
24	32	2003	(1)	U14	TUBBS Charlie		TSN	14.17	14.44	14.33	28.50	3.51
25	29	2002	(5)	U16	BINGHAM Nicholas		ESX	14.47	14.27	14.44	28.71	3.72
26	49	2000	(5)	U18	STEWART Oliver		NOR	15.16	14.54	14.29	28.83	3.84
27	27	2002	(6)	U16	FENELEY Jack		PND	14.57	14.55	14.39	28.94	3.95
28	24	2002	(7)	U16	BUTTERWORTH Thomas		WWS	14.89	14.58	14.39	28.97	3.98
29	37	1999	(6)	U18	HOCKING Alex		MID	14.87	14.49	14.49	28.98	3.99
30	25	2003	(2)	U14	THOMPSON Joseph		NOR	14.49	14.44	14.63	29.07	4.08
31	23	2001	(8)	U16	PRICE Rhys		GLO	15.11	14.74	14.34	29.08	4.09
32	31	1967	(1)	MAS	ATKINSON Andrew		CHT	14.98	14.71	14.52	29.23	4.24
33	48	2003	(3)	U14	DADE Tommy		NOR	14.82	14.70	14.54	29.24	4.25
34	52	2002	(9)	U16	GOMEZ CLARKE Jamie		NOR	15.24	14.76	14.66	29.42	4.43
35	50	1992	(7)	SEN	DARRELL Mathew		NOR	15.09	14.93	14.60	29.53	4.54
36	34	2000	(7)	U18	TRUST Alexander		ASR	15.13	14.86	14.85	29.71	4.72
37	64	2003	(4)	U14	BUSHELL George		NOR	15.09	14.71	15.01	29.72	4.73
38	40	2001	(10)	U16	HADDEN Alexander		ESX	14.78	14.97	14.98	29.76	4.77
39	59	2004	(5)	U14	STAYMAN Harry		ASR	15.25	15.17	14.99	30.16	5.17
40	28	1963	(2)	MAS	BUNTON Paul		HEM	15.46	15.14	15.27	30.41	5.42
41	57	2002	(11)	U16	McDONALD Ben		ASR	15.32	15.42	15.23	30.55	5.56
42	38	2003	(6)	U14	EVANS Theo		ASR	15.95	15.59	15.26	30.85	5.86
43	61	1966	(3)	MAS	HOLMES Peter		NOR	16.09	15.64	15.32	30.96	5.97
44	44	1961	(4)	MAS	GIBB Jim		CHT	15.46	15.57	15.66	31.12	6.13
45	51	1999	(8)	U18	HEARNEY Christopher		NOR		15.41	15.85	31.26	6.27
46	47	2001	(12)	U16	REYNOLDS Joshua		NOR	16.10	16.00	15.53	31.53	6.54
47	55	1998	(10)	U21	LEVENE Harry		VIK	16.42	15.86	15.77	31.63	6.64
48	45	1987	(8)	SEN	BELLAMY Edward		NOR	16.39	15.97	15.79	31.76	6.77
49	36	1968	(5)	MAS	SHARP Anthony		HEM	16.14	16.10	15.84	31.94	6.95
50	67	2004	(7)	U14	MELLON-HENDRY Freddie		ASR	16.35	16.25	15.77	32.02	7.03
51	53	1967	(6)	MAS	SYDER Mark		NOR	16.39	16.09	16.17	32.26	7.27
52	41	2003	(8)	U14	GILES Daniel		MID	16.68	16.23	16.96	33.19	8.20
53	43	2000	(9)	U18	COOPER-WALKER Josef		AVO	16.98	17.13	16.59	33.57	8.58
54	66	2004	(9)	U14	FURSE-COPE Jack		ASR	17.32	16.60	17.08	33.68	8.69
55	58	2003	(10)	U14	REIDY Thomas		HEM	17.49	17.19	16.73	33.92	8.93
56	62	2003	(11)	U14	SCHUBERT Maximilian		AVO		17.11	17.12	34.23	9.24
57	54	1967	(7)	MAS	DURANT Jim		VIK	17.41	17.24	17.24	34.48	9.49
58	42	2003	(12)	U14	VINCENT Ben		TSN	17.26	17.43	17.34	34.60	9.61
59	68	2002	(13)	U16	CROUGHAN Ewan		NOR		17.31	17.48	34.79	9.80
60	63	1970	(8)	MAS	BAUMBACH Michael		VIK	19.03	19.11	18.79	37.82	12.83

Did Not Start - Run-1 (3)

19	1993		SEN	WHEATMAN Max		NOR
33	2003		U14	ROSS Callum		SBR
56	2003		U14	SHAKESHAFT James		MID

Did Not Finish - Run-1 (2)

21	1997		U21	BOTY Harry		HEM
51	1999		U18	HEARNEY Christopher		NOR

Norfolk Club National 2016
 Norfolk Snowsports Club
 Special Slalom - Males
 Final Ranking

Rank	Bib.	Year	Rank	Cat	Name	====	Club	Run-1	Run-2	Run-3	Time	Gap
------	------	------	------	-----	------	------	------	-------	-------	-------	------	-----

Disqualified - Run-1 (4)

	7	1985		MAS	HATCHER David		AVO					Gate 11
	60	2003		U14	TURNER Alfie		HEM					Gate 14
	62	2003		U14	SCHUBERT Maximilian		AVO					Gate 11
	68	2002		U16	CROUGHAN Ewan		NOR					Gate 4

Did Not Start - Run-2 (3)

	19	1993		SEN	WHEATMAN Max		NOR					
	33	2003		U14	ROSS Callum		SBR					
	56	2003		U14	SHAKESHAFT James		MID					


Did Not Finish - Run-2 (1)

	35	2002		U16	SMITH Nathan		ASR					
--	----	------	--	-----	--------------	---	-----	--	--	--	--	--

Did Not Start - Run-3 (2)

	35	2002		U16	SMITH Nathan		ASR					
	39	1969		MAS	SMITH Anthony		ALD					

Did Not Finish - Run-3 (1)

	46	2004		U14	ALI Dylan		VIK					
--	----	------	--	-----	-----------	---	-----	--	--	--	--	--

Disqualified - Run-3 (2)

	7	1985		MAS	HATCHER David		AVO					Gate 14
	60	2003		U14	TURNER Alfie		HEM					Gate 7

Technical Delegate



Norfolk Club National 2016
 Norfolk Snowsports Club
 Special Slalom - Males
 Penalty calculation

Rank	Bib.	RegNo	Year	Cat	Name	====	Club	Best 5	Points	Race points
Best 10 at finish										
1	1	18610	1991	SEN	DEAKIN William		HEM	18.41	18.41	0.00
2	14	20293	1996	U21	CLAYTON Adam		NOR	-	38.08	-
3	6	19420	1998	U21	WITTS Callum		PND	18.69	18.69	11.97
3	3	21742	1998	U21	SEWELL Logan		NOR	-	53.01	-
5	12	18629	1993	SEN	MOLLOY Daniel		NOR	13.94	13.94	13.11
6	15	18810	1997	U21	FENELEY Luke		NOR	-	61.61	-
7	2	19051	2001	U16	WEEKS Oliver		MID	-	35.07	-
8	13	13792	1995	SEN	KNOWLES Michael		MSR	29.30	29.30	25.08
9	11	18558	1996	U21	WILLOWS Laurence		BRO	28.32	28.32	27.08
10	8	22214	1992	SEN	HOOK Kristian		ALD	-	61.98	-

Best 5 at start

DSQ	7	4777	1985	MAS	HATCHER David		AVO		0.00	
5	12	18629	1993	SEN	MOLLOY Daniel		NOR		13.94	
1	1	18610	1991	SEN	DEAKIN William		HEM		18.41	
3	6	19420	1998	U21	WITTS Callum		PND		18.69	
9	11	18558	1996	U21	WILLOWS Laurence		BRO		28.32	

(DNF: Did Not Finish, DSQ: Disqualified)

TOTAL

(B) List points of best 5 at start									79.36	
(A) List points of the best 5 to finish in top 10								108.66		
(C) Race points of corresponding competitors										77.24
Calculated penalty (A + B - C) = 110.78 / 10										11.08
Correction value (Z)										0.00
Category adder										0.00
Applied penalty										11.08

Technical Delegate