



Vikings Club National 2016
Suffolk Ski Centre
Special Slalom - Boys & Girls (U12/10)
Final Ranking U12/10

COMPETITION JURY

TECHNICAL DELEGATE	MANN'S David	(GBR)
CHIEF OF RACE	SHELLY Chris	(VIK)
REFEREE	WRIGHT Bernie	(ERSA)
COURSE CHIEF	Suffolk Ski Centre	
START REFEREE	CHURCHILL William	(VIK)
FINISH REFEREE	BARTLETT Lucy	(VIK)

WEATHER

CONDITIONS	Dry, Sunny, Cloudy
SNOW	Artificial
AIR TEMPERATURE	START : 18.0 °C
	FINISH : 18.0 °C

1st RUN

COURSESETTER	TELLING Paul	(EVO)
FORERUNNERS	- A - ANDERSON Chris	(VIK)
	- B - ANDERSON Beverley	(VIK)
COURSE	Suffolk Ski Centre	
START	58 m	
FINISH	8 m	
DROP	50 m	
LENGTH	180 m	
HOMOLOGATION	CN GP PS 20-Jun-2020	
GATES	16	
DIRECTIONS	15	
STARTING TIME	1100	

2nd RUN

	TELLING Paul	(EVO)
- A -	ANDERSON Chris	(VIK)
- B -	ANDERSON Beverley	(VIK)
COURSE	Suffolk Ski Centre	
START	58 m	
FINISH	8 m	
DROP	50 m	
LENGTH	180 m	
HOMOLOGATION	CN GP PS 20-Jun-2020	
GATES	16	
DIRECTIONS	15	
STARTING TIME	1100	

Rank	Bib.	Year	Rank	Cat	Name	====	Club	Run-1	Run-2	Run-3	Time	Gap
------	------	------	------	-----	------	------	------	-------	-------	-------	------	-----

++ Under 10 - Girls ++

1	72	2007	(1)	U10	FENNELL Amber		MID	* 16.15	16.63		16.15	
2	78	2007	(2)	U10	PUTMAN Daisy		TSN	17.77	18.12	* 17.25	17.25	1.10
3	86	2008	(3)	U10	CALDWELL Kitty-Jay		TSN	18.39	18.47	* 18.05	18.05	1.90
4	75	2008	(4)	U10	BUNTON Aimee		HEM	20.69	20.35	* 19.83	19.83	3.68
5	76	2007	(5)	U10	WINSER Gretchen		VIK	22.60	22.63	* 21.41	21.41	5.26
6	84	2007	(6)	U10	CASKIE Alice		VIK	24.00	24.53	* 23.70	23.70	7.55

Disqualified - Run-3 (1)



	72	2007		U10	FENNELL Amber		MID					Gate 12
--	----	------	--	-----	---------------	--	-----	--	--	--	--	---------

== Under 10 - Boys ++


1	59	2007	(1)	U10	ATKINSON Liam		CHT	17.74	17.86	* 17.54	17.54	
2	51	2007	(2)	U10	WOOD George		VIK	18.94	18.91	* 18.56	18.56	1.02
3	64	2007	(3)	U10	FRANCIS Jude		VIK	* 20.22	27.38	20.49	20.22	2.68



Vikings Club National 2016
Suffolk Ski Centre
Special Slalom - Boys & Girls (U12/10)
Final Ranking U12/10

Rank	Bib.	Year	Rank	Cat	Name	====	Club	Run-1	Run-2	Run-3	Time	Gap
4	52	2008	(4)	U10	ELLIFF Rafe		VIK		22.30	* 22.18	22.18	4.64
5	57	2007	(5)	U10	WALKER Matthew		VIK	* 22.41		23.38	22.41	4.87

Disqualified - Run-1 (1)

52	2008		U10	ELLIFF Rafe		VIK						Gate 15
----	------	--	-----	-------------	---	-----	--	--	--	--	--	---------

Disqualified - Run-2 (1)

57	2007		U10	WALKER Matthew		VIK						Gate 16
----	------	--	-----	----------------	---	-----	--	--	--	--	--	---------

++ Under 12 - Girls ++

1	77	2005	(1)	U12	THOMPSON Niamh		TSN	15.88	16.49	* 15.73	15.73	
2	82	2005	(2)	U12	HEMMING Anya		MID	17.25	17.53	* 17.12	17.12	1.39
3	74	2005	(3)	U12	BARTLETT Honor		VIK	17.68	* 17.38	17.41	17.38	1.65
4	88	2006	(4)	U12	PUTMAN Abigail		TSN	* 17.51	17.81		17.51	1.78
5	83	2005	(5)	U12	TWEEDY Petra		VIK		* 17.52		17.52	1.79
6	87	2006	(6)	U12	HETTERLEY Mollie		CHT	18.43	17.89	* 17.65	17.65	1.92
7	81	2005	(7)	U12	MANN Madeleine		VIK	18.66	18.41	* 17.70	17.70	1.97
8	71	2006	(8)	U12	VENABLES Phoebe		VIK	19.61	18.73	* 18.05	18.05	2.32
9	85	2006	(9)	U12	GILES Charlotte		MID	19.28	18.88	* 18.60	18.60	2.87
10	73	2005	(10)	U12	SAUNDERS Mackenzi		VIK	22.23	22.07	* 21.71	21.71	5.98
11	80	2005	(11)	U12	DAY Laila		VIK		22.57	* 22.38	22.38	6.65
12	79	2005	(12)	U12	ALSTON Ruby		VIK	25.29	25.30	* 25.17	25.17	9.44

Disqualified - Run-1 (2)

80	2005		U12	DAY Laila		VIK						Gate 16
83	2005		U12	TWEEDY Petra		VIK						Gate 16

Did Not Start - Run-3 (1)

83	2005		U12	TWEEDY Petra		VIK						
----	------	--	-----	--------------	---	-----	--	--	--	--	--	--

Disqualified - Run-3 (1)

88	2006		U12	PUTMAN Abigail		TSN						Gate 15
----	------	--	-----	----------------	---	-----	--	--	--	--	--	---------

++ Under 12 - Boys ++

1	62	2005	(1)	U12	BUNTON Ryan		HEM	15.62	15.52	* 15.36	15.36	
2	60	2005	(2)	U12	OGDEN Alex		NOR	15.82	15.48	* 15.47	15.47	0.11
3	53	2006	(3)	U12	DADE Jake		NOR	15.74	16.00	* 15.56	15.56	0.20
4	58	2005	(4)	U12	PARKER Travis		NOR	15.97	* 15.68	15.94	15.68	0.32
5	56	2005	(5)	U12	STOCKS Elliot		PND	17.16	16.79	* 16.75	16.75	1.39
6	61	2006	(6)	U12	BROWN Ben		BRO	18.12	16.85	* 16.76	16.76	1.40
7	55	2006	(7)	U12	BENTLEY Thomas		VIK	* 21.52	22.15		21.52	6.16
8	63	2006	(8)	U12	SMITH Evan		VIK	23.97	* 23.85		23.85	8.49

Did Not Finish - Run-1 (1)

54	2005		U12	PARTLETT-HULSTROM Albie		VIK						
----	------	--	-----	-------------------------	---	-----	--	--	--	--	--	--




Vikings Club National 2016
Suffolk Ski Centre
Special Slalom - Boys & Girls (U12/10)
Final Ranking U12/10

Rank	Bib.	Year	Rank	Cat	Name	====	Club	Run-1	Run-2	Run-3	Time	Gap
------	------	------	------	-----	------	------	------	-------	-------	-------	------	-----

Disqualified - Run-2 (1)

	54	2005		U12	PARTLETT-HULSTROM Albie		VIK					Gate 16
--	----	------	--	-----	-------------------------	---	-----	--	--	--	--	---------

Disqualified - Run-3 (3)

	54	2005		U12	PARTLETT-HULSTROM Albie		VIK					Gate 12
	55	2006		U12	BENTLEY Thomas		VIK					Gate 15
	63	2006		U12	SMITH Evan		VIK					Gate 2

Technical Delegate



Vikings Club National 2016
Suffolk Ski Centre
Special Slalom - Females
Official ranking

COMPETITION JURY

TECHNICAL DELEGATE	MANN'S David	(GBR)
CHIEF OF RACE	SHELLY Chris	(VIK)
REFEREE	WRIGHT Bernie	(ERSA)
COURSE CHIEF	Suffolk Ski Centre	
START REFEREE	CHURCHILL William	(VIK)
FINISH REFEREE	BARTLETT Lucy	(VIK)

WEATHER

CONDITIONS	Dry, Sunny, Cloudy
SNOW	Artificial
AIR TEMPERATURE	START : 18.0 °C FINISH : 18.0 °C

1st RUN

COURSESETTER	TELLING Paul	(EVO)
FORERUNNERS	- A - ANDERSON Chris	(VIK)
	- B - ANDERSON Beverley	(VIK)
COURSE	Suffolk Ski Centre	
START	58 m	
FINISH	8 m	
DROP	50 m	
LENGTH	180 m	
HOMOLOGATION	CN GP PS 20-Jun-2020	
GATES	16	
DIRECTIONS	15	
STARTING TIME	1100	

2nd RUN

COURSESETTER	TELLING Paul	(EVO)
FORERUNNERS	- A - ANDERSON Chris	(VIK)
	- B - ANDERSON Beverley	(VIK)
COURSE	Suffolk Ski Centre	
START	58 m	
FINISH	8 m	
DROP	50 m	
LENGTH	180 m	
HOMOLOGATION	CN GP PS 20-Jun-2020	
GATES	16	
DIRECTIONS	15	
STARTING TIME	1100	

LIST n°116

Rank	Bib.	RegNo	Year	Cat	(Rank) Name	====	Club	Run-1	Run-2	Run-3	Time	Gap
1	12	17936	1996	U21	(1) DAVIES Jenny		ASR	14.79	14.45	14.34	28.79	
2	4	18933	2001	U16	(1) VALE Lauren		CHT	14.81	14.34	14.54	28.88	0.09
3	15	20599	2000	U18	(1) SHERING Nicole		TSN	14.94	14.70	14.55	29.25	0.46
4	1	20337	2001	U16	(2) SKIPPER Megan		NOR	15.18	14.89	15.01	29.90	1.11
5	14	21897	2002	U16	(3) MARTIN Lily		BRO	15.43	15.34	15.13	30.47	1.68
6	3	21816	1999	U18	(2) TUBBS Jessica		TSN	15.99	15.28	15.53	30.81	2.02
7	8	17888	1996	U21	(2) DELLER Lucy		MID	16.40	16.20	16.02	32.22	3.43
8	37	DAYED	1997	U21	(3) DURANT Ella		VIK		16.35	16.10	32.45	3.66
9	27	DAYAD	1999	U18	(3) DURANT Antonia		VIK	16.78	16.55	16.17	32.72	3.93
10	16	21734	2001	U16	(4) ATKINSON Molly		CHT	16.49	16.54	16.39	32.88	4.09
11	5	42040	2002	U16	(5) HARRISON Ursula		CAR	17.28	16.66	16.31	32.97	4.18
12	19	21334	2003	U14	(1) BOTY Nia		HEM	16.86	16.97	16.58	33.44	4.65
13	7	20742	1971	MAS	(1) SAMPSON Melissa		NOR	17.06	17.16	17.05	34.11	5.32
14	11	22176	2003	U14	(2) GILES Ella		MID	17.37		16.83	34.20	5.41
15	6	22199	2004	U14	(3) TRUST Emma		ASR	17.21	17.02	17.26	34.28	5.49
16	29	DAYMF	2003	U14	(4) FRANCIS Mia		VIK		17.53	17.08	34.61	5.82
17	17	22515	2003	U14	(5) SHELLEY Annie		VIK	18.03	17.43	17.45	34.88	6.09
18	2	20767	2000	U18	(4) WEBSTER Atlanta		NOR		17.65	17.42	35.07	6.28
19	20	DAYFV	2004	U14	(6) VENABLES Felicity		VIK	19.02	18.56	18.22	36.78	7.99
20	25	DAYSH	2004	U14	(7) HUGHES Sophie		ESX	19.09	18.88	18.79	37.67	8.88
21	18	22200	2004	U14	(8) PETERSON Lexie		ASR	19.81		18.27	38.08	9.29











Vikings Club National 2016

Suffolk Ski Centre

Special Slalom - Females

Official ranking

Rank	Bib.	RegNo	Year	Cat	(Rank)	Name	====	Club	Run-1	Run-2	Run-3	Time	Gap
22	26	DAYLH	2001	U16	(6)	HACKETT Layla		VIK	18.63	18.80	20.16	38.79	10.00
23	35	DAYEK	2004	U14	(9)	KING Emily		VIK		20.61	19.73	40.34	11.55
24	34	DAYHO	2000	U18	(5)	OTTER Harriet		VIK	20.95	21.05	20.35	41.30	12.51
25	23	DAYAV	2004	U14	(10)	VICOS Amelia		VIK	24.64	22.76	23.40	46.16	17.37
26	33	DAYKNB	2003	U14	(11)	NORAGER Katie		VIK	23.74		23.33	47.07	18.28
27	24	DAYTC	2003	U14	(12)	CUTHBERT Tia		VIK	22.79	22.68	24.82	47.50	18.71
28	30	DAYFC	2001	U16	(7)	CHURCHILL Freya		VIK		24.76	25.07	49.83	21.04
29	21	23398	1978	MAS	(2)	WALKER Jessica		AVO	26.43	25.27	26.22	51.49	22.70

Did Not Start - Run-1 (2)

9	19235	1999	U18		ROYAL Natasha		VIK						
13	41986	2000	U18		EVANS Isabel		ALD						

Did Not Finish - Run-1 (4)

29	DAYMF	2003	U14		FRANCIS Mia		VIK						
36	DAYCD	2002	U16		DAY Chelsie		VIK						
37	DAYED	1997	U21		DURANT Ella		VIK						
38	DAYSS	1995	SEN		SKIPPER Sophie		NOR						

Disqualified - Run-1 (5)

2	20767	2000	U18		WEBSTER Atlanta		NOR						Gate 16
28	DAYKB	2001	U16		BYE Katherine		VIK						Gate 16
30	DAYFC	2001	U16		CHURCHILL Freya		VIK						Gate 16
32	23069	2002	U16		LANDER Isabelle		HEM						Gate 15
35	DAYEK	2004	U14		KING Emily		VIK						Gate 16

Did Not Start - Run-2 (2)

9	19235	1999	U18		ROYAL Natasha		VIK						
13	41986	2000	U18		EVANS Isabel		ALD						


Did Not Finish - Run-2 (2)

11	22176	2003	U14		GILES Ella		MID						
18	22200	2004	U14		PETERSON Lexie		ASR						


Disqualified - Run-2 (3)

28	DAYKB	2001	U16		BYE Katherine		VIK						Gate 16
33	DAYKNB	2003	U14		NORAGER Katie		VIK						Gate 15
38	DAYSS	1995	SEN		SKIPPER Sophie		NOR						Gate 13


Did Not Start - Run-3 (1)

31	DAYCW	2004	U14		WOOD Caitlin		VIK						
----	-------	------	-----	--	--------------	---	-----	--	--	--	--	--	--

Did Not Finish - Run-3 (1)

10	41007	1987	SEN		GODDARD Emily		GLO						
----	-------	------	-----	--	---------------	---	-----	--	--	--	--	--	--

Disqualified - Run-3 (3)

22	DAYSM	2000	U18		MANNBY Siobhan		VIK						Gate 13
32	23069	2002	U16		LANDER Isabelle		HEM						Gate 13
36	DAYCD	2002	U16		DAY Chelsie		VIK						Gate 15



Vikings Club National 2016
Suffolk Ski Centre
Special Slalom - Females
Official ranking

COMPETITION JURY

TECHNICAL DELEGATE	MANN'S David	(GBR)
CHIEF OF RACE	SHELLY Chris	(VIK)
REFEREE	WRIGHT Bernie	(ERSA)
COURSE CHIEF	Suffolk Ski Centre	
START REFEREE	CHURCHILL William	(VIK)
FINISH REFEREE	BARTLETT Lucy	(VIK)

WEATHER

CONDITIONS	Dry, Sunny, Cloudy
SNOW	Artificial
AIR TEMPERATURE	START : 18.0 °C FINISH : 18.0 °C

1st RUN

COURSESETTER	TELLING Paul	(EVO)
FORERUNNERS	- A - ANDERSON Chris	(VIK)
	- B - ANDERSON Beverley	(VIK)
COURSE	Suffolk Ski Centre	
START	58 m	
FINISH	8 m	
DROP	50 m	
LENGTH	180 m	
HOMOLOGATION	CN GP PS 20-Jun-2020	
GATES	16	
DIRECTIONS	15	
STARTING TIME	1100	

2nd RUN

	TELLING Paul	(EVO)
- A -	ANDERSON Chris	(VIK)
- B -	ANDERSON Beverley	(VIK)
COURSE	Suffolk Ski Centre	
START	58 m	
FINISH	8 m	
DROP	50 m	
LENGTH	180 m	
HOMOLOGATION	CN GP PS 20-Jun-2020	
GATES	16	
DIRECTIONS	15	
STARTING TIME	1100	

LIST n°116 APPLIED PENALTY: 10.00 CALCULATED PENALTY: 7.01

F = 720

Rank	Bib.	RegNo	Name	Year	====	Run-1	Run-2	Run-3	Time	Gap	Points
1	12	17936	DAVIES Jenny	1996		14.79	14.45	14.34	28.79	0.00	
2	4	18933	VALE Lauren	2001		14.81	14.34	14.54	28.88	0.09	2.25
3	15	20599	SHERING Nicole	2000		14.94	14.70	14.55	29.25	0.46	11.50
4	1	20337	SKIPPER Megan	2001		15.18	14.89	15.01	29.90	1.11	27.76
5	14	21897	MARTIN Lily	2002		15.43	15.34	15.13	30.47	1.68	42.01
6	3	21816	TUBBS Jessica	1999		15.99	15.28	15.53	30.81	2.02	50.52
7	8	17888	DELLER Lucy	1996		16.40	16.20	16.02	32.22	3.43	85.78
8	16	21734	ATKINSON Molly	2001		16.49	16.54	16.39	32.88	4.09	102.29
9	5	42040	HARRISON Ursula	2002		17.28	16.66	16.31	32.97	4.18	104.54
10	19	21334	BOTY Nia	2003		16.86	16.97	16.58	33.44	4.65	116.29
11	7	20742	SAMPSON Melissa	1971		17.06	17.16	17.05	34.11	5.32	133.05
12	11	22176	GILES Ella	2003		17.37		16.83	34.20	5.41	135.30
13	6	22199	TRUST Emma	2004		17.21	17.02	17.26	34.28	5.49	137.30
14	29	DAYMF	FRANCIS Mia	2003			17.53	17.08	34.61	5.82	145.55
15	17	22515	SHELLEY Annie	2003		18.03	17.43	17.45	34.88	6.09	152.30
16	2	20767	WEBSTER Atlanta	2000			17.65	17.42	35.07	6.28	157.05
17	20	DAYFV	VENABLES Felicity	2004		19.02	18.56	18.22	36.78	7.99	199.82
18	25	DAYSH	HUGHES Sophie	2004		19.09	18.88	18.79	37.67	8.88	222.08
19	18	22200	PETERSON Lexie	2004		19.81		18.27	38.08	9.29	232.33











Vikings Club National 2016

Suffolk Ski Centre

Special Slalom - Females

Official ranking

Rank	Bib.	RegNo	Name	Year	====	Run-1	Run-2	Run-3	Time	Gap	Points
20	26	DAYLH	HACKETT Layla	2001		18.63	18.80	20.16	38.79	10.00	250.09
21	35	DAYEK	KING Emily	2004			20.61	19.73	40.34	11.55	288.85
22	34	DAYHO	OTTER Harriet	2000		20.95	21.05	20.35	41.30	12.51	312.86
23	23	DAYAV	VICOS Amelia	2004		24.64	22.76	23.40	46.16	17.37	434.40
24	33	DAYKNB	NORAGER Katie	2003		23.74		23.33	47.07	18.28	457.16
25	24	DAYTC	CUTHBERT Tia	2003		22.79	22.68	24.82	47.50	18.71	467.91
26	30	DAYFC	CHURCHILL Freya	2001			24.76	25.07	49.83	21.04	526.18
27	21	23398	WALKER Jessica	1978		26.43	25.27	26.22	51.49	22.70	567.70

Did Not Start - Run-1 (4)

9	19235	ROYAL Natasha	1999	
13	41986	EVANS Isabel	2000	
27	DAYAD	DURANT Antonia	1999	
37	DAYED	DURANT Ella	1997	

Did Not Finish - Run-1 (3)

29	DAYMF	FRANCIS Mia	2003	
36	DAYCD	DAY Chelsie	2002	
38	DAYSS	SKIPPER Sophie	1995	

Disqualified - Run-1 (5)

2	20767	WEBSTER Atlanta	2000		Gate 16
28	DAYKB	BYE Katherine	2001		Gate 16
30	DAYFC	CHURCHILL Freya	2001		Gate 16
32	23069	LANDER Isabelle	2002		Gate 15
35	DAYEK	KING Emily	2004		Gate 16

Did Not Start - Run-2 (4)

9	19235	ROYAL Natasha	1999	
13	41986	EVANS Isabel	2000	
27	DAYAD	DURANT Antonia	1999	
37	DAYED	DURANT Ella	1997	

Did Not Finish - Run-2 (2)

11	22176	GILES Ella	2003	
18	22200	PETERSON Lexie	2004	

Disqualified - Run-2 (3)

28	DAYKB	BYE Katherine	2001		Gate 16
33	DAYKNB	NORAGER Katie	2003		Gate 15
38	DAYSS	SKIPPER Sophie	1995		Gate 13

Did Not Start - Run-3 (3)

27	DAYAD	DURANT Antonia	1999	
31	DAYCW	WOOD Caitlin	2004	
37	DAYED	DURANT Ella	1997	

Did Not Finish - Run-3 (1)

10	41007	GODDARD Emily	1987	
----	-------	---------------	------	---

Vikings Club National 2016
Suffolk Ski Centre
Special Slalom - Females
Official ranking

Rank	Bib.	RegNo	Name	Year	====	Run-1	Run-2	Run-3	Time	Gap	Points
------	------	-------	------	------	------	-------	-------	-------	------	-----	--------

Disqualified - Run-3 (3)

22	DAYSM		MANNBY Siobhan	2000							Gate 13
32	23069		LANDER Isabelle	2002							Gate 13
36	DAYCD		DAY Chelsie	2002							Gate 15



Vikings Club National 2016
Suffolk Ski Centre
Special Slalom - Females
Penalty calculation

Rank	Bib.	RegNo	Year	Cat	Name	====	Club	Best 5	Points	Race points
Best 10 at finish										
1	12	17936	1996	U21	DAVIES Jenny		ASR	0.00	0.00	0.00
2	4	18933	2001	U16	VALE Lauren		CHT	12.64	12.64	2.25
3	15	20599	2000	U18	SHERING Nicole		TSN	5.16	5.16	11.50
4	1	20337	2001	U16	SKIPPER Megan		NOR	55.10	55.10	27.76
5	14	21897	2002	U16	MARTIN Lily		BRO	-	79.79	-
6	3	21816	1999	U18	TUBBS Jessica		TSN	-	107.14	-
7	8	17888	1996	U21	DELLER Lucy		MID	41.97	41.97	85.78
8	16	21734	2001	U16	ATKINSON Molly		CHT	-	177.28	-
9	5	42040	2002	U16	HARRISON Ursula		CAR	-	135.81	-
10	19	21334	2003	U14	BOTY Nia		HEM	-	264.37	-

Best 5 at start

1	12	17936	1996	U21	DAVIES Jenny		ASR	0.00	
3	15	20599	2000	U18	SHERING Nicole		TSN	5.16	
2	4	18933	2001	U16	VALE Lauren		CHT	12.64	
DNF	10	41007	1987	SEN	GODDARD Emily		GLO	22.76	
7	8	17888	1996	U21	DELLER Lucy		MID	41.97	

(DNF: Did Not Finish, DSQ: Disqualified)

TOTAL

(B) List points of best 5 at start	82.53
(A) List points of the best 5 to finish in top 10	114.87
(C) Race points of corresponding competitors	127.29
Calculated penalty (A + B - C) = 70.11 / 10	7.01
Correction value (Z)	0.00
Category adder	0.00
Applied penalty	(7.01) 10.00

Technical Delegate





Vikings Club National 2016
Suffolk Ski Centre
Special Slalom - Males
Official ranking

COMPETITION JURY

TECHNICAL DELEGATE	MANN'S David	(GBR)
CHIEF OF RACE	SHELLY Chris	(VIK)
REFEREE	WRIGHT Bernie	(ERSA)
COURSE CHIEF	Suffolk Ski Centre	
START REFEREE	CHURCHILL William	(VIK)
FINISH REFEREE	BARTLETT Lucy	(VIK)

WEATHER

CONDITIONS	Dry, Sunny, Cloudy
SNOW	Artificial
AIR TEMPERATURE	START : 18.0 °C FINISH : 18.0 °C

1st RUN

COURSESETTER	TELLING Paul	(EVO)
FORERUNNERS	- A - ANDERSON Chris	(VIK)
	- B - ANDERSON Beverley	(VIK)
COURSE	Suffolk Ski Centre	
START	58 m	
FINISH	8 m	
DROP	50 m	
LENGTH	180 m	
HOMOLOGATION	CN GP PS 20-Jun-2020	
GATES	16	
DIRECTIONS	15	
STARTING TIME	1100	

2nd RUN

COURSESETTER	TELLING Paul	(EVO)
FORERUNNERS	- A - ANDERSON Chris	(VIK)
	- B - ANDERSON Beverley	(VIK)
COURSE	Suffolk Ski Centre	
START	58 m	
FINISH	8 m	
DROP	50 m	
LENGTH	180 m	
HOMOLOGATION	CN GP PS 20-Jun-2020	
GATES	16	
DIRECTIONS	15	
STARTING TIME	1100	

LIST n°116 APPLIED PENALTY: 11.04 CALCULATED PENALTY: 11.04

F = 720

Rank	Bib.	RegNo	Name	Year	====	Run-1	Run-2	Run-3	Time	Gap	Points
1	5	18610	DEAKIN William	1991		13.01	13.18		26.19	0.00	
2	13	4777	HATCHER David	1985		13.30	13.16	13.16	26.32	0.13	3.57
3	9	19420	WITTS Callum	1998		13.45	13.42	13.11	26.53	0.34	9.35
4	4	19051	WEEKS Oliver	2001		13.48	13.52	13.25	26.73	0.54	14.85
5	8	18629	MOLLOY Daniel	1993			13.52	13.30	26.82	0.63	17.32
6	12	20293	CLAYTON Adam	1996		13.61	13.66	13.25	26.86	0.67	18.42
7	6	13792	KNOWLES Michael	1995		13.43	13.61	13.49	26.92	0.73	20.07
8	14	20262	CASE Toby	2002		14.09	14.07	13.77	27.84	1.65	45.36
9	7	41985	EVANS Harrison	2000		13.83	14.32	14.20	28.03	1.84	50.58
10	3	20846	DEWISON Samuel	1998		15.00	14.33	14.24	28.57	2.38	65.43
11	10	18674	CHAPMAN Euan	1997		14.85	14.50	14.19	28.69	2.50	68.73
12	11	20683	SPEED Craig	1999		14.43	14.44	14.38	28.81	2.62	72.03
13	20	21632	SHEMMANS Jake	2001		14.70	14.62	14.22	28.84	2.65	72.85
14	1	19713	BOTY Harry	1997		14.59	14.35	14.52	28.87	2.68	73.68
15	25	19829	HEMMING Ethan	2001		15.05	14.52	14.43	28.95	2.76	75.88
16	18	41719	BUTTERWORTH Thomas	2002		15.27	14.51	14.75	29.26	3.07	84.40
17	42	23185	STEWART Oliver	2000		14.96	14.53	14.80	29.33	3.14	86.32
18	19	20884	THOMPSON Joseph	2003		15.23	14.78	14.62	29.40	3.21	88.25
19	26	21626	ATKINSON Andrew	1967		15.03	14.74	14.76	29.50	3.31	91.00



Vikings Club National 2016

Suffolk Ski Centre

Special Slalom - Males

Official ranking

Rank	Bib.	RegNo	Name	Year	====	Run-1	Run-2	Run-3	Time	Gap	Points
20	47	20748	DADE Tommy	2003		15.15	15.13	14.56	29.69	3.50	96.22
20	17	41837	PRICE Rhys	2001		15.16	15.30	14.53	29.69	3.50	96.22
22	24	19855	BINGHAM Nicholas	2002		14.76	14.57	15.18	29.75	3.56	97.87
23	16	21857	WHEELER Ryan	1999		15.14		14.93	30.07	3.88	106.67
24	33	21975	HOCKING Alex	1999		15.94	15.10	15.34	30.44	4.25	116.84
25	28	20839	ROSS Callum	2003			15.59	15.00	30.59	4.40	120.96
26	46	21880	STAYMAN Harry	2004		15.77	15.45	15.21	30.66	4.47	122.89
27	49	23350	GOMEZ CLARKE Jamie	2002		16.26	15.51	15.18	30.69	4.50	123.71
28	29	22188	TRUST Alexander	2000		15.67	15.86	15.29	30.96	4.77	131.13
29	23	10596	BUNTON Paul	1963		16.13	15.57	15.41	30.98	4.79	131.68
30	34	23264	EVANS Theo	2003		16.38	15.89	15.58	31.47	5.28	145.15
31	27	21823	TUBBS Charlie	2003		15.14	14.73	17.06	31.79	5.60	153.95
32	22	20640	FENELEY Jack	2002		15.34		16.74	32.08	5.89	161.92
33	61	21645	MELLON-HENDRY Freddie	2004		16.11	16.17	16.07	32.18	5.99	164.67
34	32	13217	SHARP Anthony	1968		16.76	16.37	16.10	32.47	6.28	172.65
35	54	DAYCL	LALLY Cameron	1996		17.17	16.19	16.36	32.55	6.36	174.85
36	38	22203	GILES Daniel	2003		16.81	16.60	16.27	32.87	6.68	183.64
37	52	23122	HUGHES Thomas	2001		16.94	16.47	16.58	33.05	6.86	188.59
38	55	DAYAT	TURNER Alfie	2003			16.72	16.36	33.08	6.89	189.42
38	44	DAYHL	LEVENE Harry	1998		16.68		16.40	33.08	6.89	189.42
40	60	18665	SYDER Mark	1967		16.81	16.68	16.55	33.23	7.04	193.54
41	40	22163	COOPER-WALKER Josef	2000			17.10	16.89	33.99	7.80	214.43
42	48	22827	BARTLETT Arthur	2003		17.29		16.78	34.07	7.88	216.63
43	63	22807	FURSE-COPE Jack	2004		18.29	17.38	17.08	34.46	8.27	227.35
44	39	21456	VINCENT Ben	2003		17.76	17.34	17.21	34.55	8.36	229.83
45	37	19696	CUTHBERT Daryl	1996		17.92	17.32	17.32	34.64	8.45	232.30
46	41	22138	BELLAMY Edward	1987		18.06	17.41	17.69	35.10	8.91	244.95
47	51	DAYDA	ALI Dylan	2004		19.24	18.70	18.56	37.26	11.07	304.33
48	15	21189	BIGGS Saul	1998			25.44	14.17	39.61	13.42	368.93
49	56	DAYLF	FULCHER Lewis	2004		20.14	20.50	20.40	40.54	14.35	394.50
50	50	DAYMB	BAUMBACH Michael	1970		19.47	19.24	25.50	44.74	18.55	509.97
51	45	DAYEC	CASKIE Euan	2003			25.08	21.78	46.86	20.67	568.25

Did Not Start - Run-1 (5)

30	21091	LUTTERLOCH Ed	2003	
31	21605	SMITH Nathan	2002	
35	21601	SMITH Anthony	1969	
36	21875	HADDEN Alexander	2001	
53	DAYBT	TWEEDY Ben	2004	

Did Not Finish - Run-1 (6)

15	21189	BIGGS Saul	1998	
21	14927	DAVIES Peter	1993	
28	20839	ROSS Callum	2003	
40	22163	COOPER-WALKER Josef	2000	
55	DAYAT	TURNER Alfie	2003	
59	DAYMM.	MCCABE-ABLE Maximus	2001	

Disqualified - Run-1 (4)



2	22214	HOOK Kristian	1992		Gate 14
8	18629	MOLLOY Daniel	1993		Gate 14

Vikings Club National 2016

Suffolk Ski Centre

Special Slalom - Males

Official ranking

Rank	Bib.	RegNo	Name	Year	====	Run-1	Run-2	Run-3	Time	Gap	Points
	45	DAYEC	CASKIE Euan	2003							Gate 15
	62	DAYMH	HUTCHINSON Max	2004							Gate 15

Did Not Start - Run-2 (5)

	30	21091	LUTTERLOCH Ed	2003							
	31	21605	SMITH Nathan	2002							
	35	21601	SMITH Anthony	1969							
	36	21875	HADDEN Alexander	2001							
	53	DAYBT	TWEEDY Ben	2004							

Did Not Finish - Run-2 (3)

	5	18610	DEAKIN William	1991							
	16	21857	WHEELER Ryan	1999							
	21	14927	DAVIES Peter	1993							

Disqualified - Run-2 (5)

	22	20640	FENELEY Jack	2002							Gate 14
	44	DAYHL	LEVENE Harry	1998							Gate 15
	48	22827	BARTLETT Arthur	2003							Gate 12
	58	DAYJD	DURANT Jim	1967							Gate 8
	59	DAYMM.	MCCABE-ABLE Maximus	2001							Gate 16

Did Not Finish - Run-3 (2)

	2	22214	HOOK Kristian	1992							
	57	DAYDR	ROGERS Daniel	2000							

Disqualified - Run-3 (3)

	43	DAYC	THOMPSON Connor	2000							Gate 13
	58	DAYJD	DURANT Jim	1967							Gate 16
	62	DAYMH	HUTCHINSON Max	2004							Gate 14



Vikings Club National 2016
Suffolk Ski Centre
Special Slalom - Males
Penalty calculation

Rank	Bib.	RegNo	Name	Year	====	Points	Best 5	Race points
Best 10 at finish								
1	5	18610	DEAKIN William	1991		18.41	18.41	0.00
2	13	4777	HATCHER David	1985		0.00	0.00	3.57
3	9	19420	WITTS Callum	1998		18.69	18.69	9.35
4	4	19051	WEEKS Oliver	2001		35.07	-	-
5	8	18629	MOLLOY Daniel	1993		13.94	13.94	17.32
6	12	20293	CLAYTON Adam	1996		38.08	-	-
7	6	13792	KNOWLES Michael	1995		29.30	29.30	20.07
8	14	20262	CASE Toby	2002		56.87	-	-
9	7	41985	EVANS Harrison	2000		66.13	-	-
10	3	20846	DEWISON Samuel	1998		70.88	-	-

Best 5 at start

2	13	4777	HATCHER David	1985		0.00		
5	8	18629	MOLLOY Daniel	1993		13.94		
1	5	18610	DEAKIN William	1991		18.41		
3	9	19420	WITTS Callum	1998		18.69		
7	6	13792	KNOWLES Michael	1995		29.30		

(DNF: Did Not Finish, DSQ: Disqualified)

TOTAL

(B) List points of best 5 at start	80.34		
(A) List points of the best 5 to finish in top 10		80.34	
(C) Race points of corresponding competitors			50.31
Calculated penalty (A + B - C) = 110.37 / 10	11.04		
Correction value (Z)	0.00		
Category adder	0.00		
Applied penalty	11.04		

Technical Delegate

