

EASTERN REGION SNOWSPORTS ASSOCIATION 2014

HEM "Team Evolution" Summer League

Special Slalom - Female & Male

ERSA Summer League - Final Ranking - Points



Rank Bib. RegNo Year Cat (Rank) Name Art Sno Run 1 Run 2 Time Points Perf

=== ERSA Girls and Ladies ===

1	1	19137	1998	U18	(1)	COOPER Yasmin		HEM	BSA	13.77	12.89	12.89	0.00	- 11.46
2	12	18318	2000	U16	(1)	KRAHELSKI Alicja		HEM	TEL	13.69	13.15	13.15	12.51	- 7.37
3	53	19169	1998	U18	(2)	MANSON Cameron		HEM	SAS	13.88	13.37	13.37	23.09	-
4	9	19498	1999	U16	(2)	LILLYWHITE Alexandra		VIK	AMB	13.71	13.44	13.44	26.45	- 8.60
5	4	20840	1999	U16	(3)	SNOW Elise		HEM	TEL	14.73	13.67	13.67	37.52	+ 16.93
6	14	20599	2000	U16	(4)	SHERING Nicole		HEM	SAS	13.85	13.72	13.72	39.92	+ 29.81
7	56		1999	U16	(5)	COOPER Lauren		SAS		14.68	14.21	14.21	63.49	-
8	2	20139	1997	U18	(3)	COE Megan		NOR		30.47	14.29	14.29	67.34	+ 55.27
9	23		2001	U14	(1)	HAWKINS Danielle		HEM		14.63		14.63	83.69	- 65.75
10	7	19195	1993	SM1	(1)	GOLDSMITH Olivia		HEM		15.30	14.75	14.75	89.46	+ 15.84
11	44	21355	2001	U14	(2)	TAPSELL Charlotte		HEM	CHT	15.08	14.76	14.76	89.95	-
12	17	20856	2001	U14	(3)	FOSTER Olivia		HEM	SPR	14.97	14.80	14.80	91.87	- 13.10
12	3		1999	U16	(6)	DEAN Emily		HEM		14.80	15.83	14.80	91.87	+ 19.55
14	6	19235	1999	U16	(7)	ROYAL Natasha		VIK	BSA	15.03	14.91	14.91	97.16	+ 25.39
15	28		2001	U14	(4)	HAWKINS Lily		HEM		14.93	15.24	14.93	98.12	- 62.32
16	13	19712	1999	U16	(8)	BOTY Carys		HEM	ELI	15.13	14.98	14.98	100.53	+ 52.04
17	5	20496	2002	U14	(5)	SCRANAGE-HARRISON Elenor		HEM	HEM	15.10	15.26	15.10	106.30	+ 21.95
18	11	14159	1970	M23	(1)	ANDERSON Beverley		VIK	K--	15.29	35.55	15.29	115.44	+ 55.95
19	29		2001	U14	(6)	HAWKINS Zara		HEM		15.60	15.44	15.44	122.65	- 38.22
20	48		2002	U14	(7)	CALDWELL Anna		HEM		15.50	15.51	15.50	125.54	-
21	10		1997	U18	(4)	SPANTON Jessica		NOR		15.60	16.10	15.60	130.35	+ 117.23
22	51		1999	U16	(9)	TUBBS Jessica		TSN		15.89	15.64	15.64	132.27	-
23	24	20360	1997	U18	(5)	BUCKLAND Amber		HEM	BSA	15.69	15.81	15.69	134.68	- 16.17
24	54		1999	U16	(10)	PETERSON Amy		HEM	BRS	15.88	15.73	15.73	136.60	-
25	8		2001	U14	(8)	LUCK Jemma		NOR		15.97	16.27	15.97	148.15	+ 73.20
26	31		1999	U16	(11)	BLYTH Charlotte		HEM		16.10	16.85	16.10	154.40	- 28.63
27	39	19770	2001	U14	(9)	COOPER Izabelle		SAS	BSA	17.03	16.13	16.13	155.84	- 223.46
28	16		1971	M23	(2)	SAMPSON Melissa		NOR		16.79	16.24	16.24	161.13	+ 60.29
29	22		2000	U16	(12)	RUSSELL Rebecca		HEM			16.39	16.39	168.35	+ 19.61
30	42	19739	2002	U14	(10)	ROSE Rebecca		SMK		16.61	16.53	16.53	175.08	- 267.68
31	38	21176	1999	U16	(13)	DAVIGHI Lucia		HEM	HEM	16.91	16.61	16.61	178.93	- 122.75
32	15	20337	2001	U14	(11)	SKIPPER Megan		NOR	NOR	16.62	16.66	16.62	179.41	+ 109.23
33	19		1973	M23	(3)	LEONARD Heather		SMK	SMK	16.66	17.02	16.66	181.33	+ 55.49
34	30	19746	2000	U16	(14)	BRADLEY Lydia		HEM	HEM	16.69	16.73	16.69	182.78	+ 17.68
35	20		1999	U16	(15)	DEREVE Emma		VIK		16.71	16.71	16.71	183.74	+ 57.31
36	26	20725	2002	U14	(12)	WARMINGTON Harriet		HEM	HEM	16.72	16.93	16.72	184.22	+ 26.82
37	55		1996	U21	(1)	SELT Molly		VIK		16.81	17.64	16.81	188.55	+ 69.88
38	18		2000	U16	(16)	MANNBY Siobhan		VIK		16.96	16.83	16.83	189.51	+ 71.05
39	25		2000	U16	(17)	COLLEN Grace		NOR		17.12	18.04	17.12	203.46	+ 52.55
40	27		2000	U16	(18)	WEBSTER Atlanta		NOR		17.34	17.30	17.30	212.12	+ 52.93
41	33		1974	M23	(4)	TUTT Anna		HEM		17.48	17.31	17.31	212.60	- 11.99
42	34	20441	2002	U14	(13)	STEVENS Lilyella		HEM	HEM	17.34	17.90	17.34	214.04	- 23.92
















EASTERN REGION SNOWSPORTS ASSOCIATION 2014

HEM "Team Evolution" Summer League

Special Slalom - Female & Male

ERSA Summer League - Final Ranking - Points

Rank	Bib.	RegNo	Year	Cat	(Rank)	Name	Art	Sno	Run 1	Run 2	Time	Points	Perf
43	32	20178	1967	M23	(5)	DEIGHTON Avelline		HEM	IMP	17.52	17.82	17.52	222.70	+ 8.14
44	36		1973	M23	(6)	DE VILLIERS Hayley		HEM		17.79	17.80	17.79	235.69	- 17.62
45	40		2000	U16	(19)	PARSONS Emily		HEM		19.13	18.29	18.29	259.74	- 139.93
46	41		2001	U14	(14)	BYE Katherine		VIK		18.68	18.35	18.35	262.62	- 180.06
47	46		2001	U14	(15)	DENNIS Freya		HEM		18.43	30.49	18.43	266.47	-
48	47		2002	U14	(16)	NIGHTINGALE Jessica		SMK		18.60	18.69	18.60	274.65	-
49	45		2000	U16	(20)	KELLETT Annelise		HEM		18.89	19.18	18.89	288.60	-
50	57		2002	U14	(17)	BARNARD Xynia		NOR			18.93	18.93	290.52	+ 164.56
51	35		2002	U14	(18)	BLYTH Helena		HEM		19.39	19.53	19.39	312.65	+ 62.86
52	49		2001	U14	(19)	HANRAHAN Megan		HEM		21.08	20.26	20.26	354.49	-
53	50		2001	U14	(20)	WOLOSZCZUK Lucy		HEM	HEM	21.60	20.59	20.59	370.36	-
54	37		1999	U16	(21)	ELPHICK Alex		ESX		21.43	21.00	21.00	390.09	+ 109.78
55	43		1984	SM1	(2)	EDWARDS Donna		VIK			31.38	31.38	889.36	+ 213.67

Did Not Start - Run 1 (2)

21	20439	2000	U16		STEVENS Anncy		HEM							
52		2000	U16		MCLEISH Alice		ESX							

Disqualified - Run 1 (3)

22		2000	U16		RUSSELL Rebecca		HEM			16.39				
43		1984	SM1		EDWARDS Donna		VIK			31.38				
57		2002	U14		BARNARD Xynia		NOR			18.93				

Did Not Start - Run 2 (2)

21	20439	2000	U16		STEVENS Anncy		HEM							
52		2000	U16		MCLEISH Alice		ESX							

Disqualified - Run 2 (1)

23		2001	U14		HAWKINS Danielle		HEM			14.63				
----	--	------	-----	--	------------------	---	-----	--	--	-------	--	--	--	--

EASTERN REGION SNOWSPORTS ASSOCIATION 2014

HEM "Team Evolution" Summer League

Special Slalom - Female & Male

ERSA Summer League - Final Ranking - Points







Rank	Bib.	RegNo	Year	Cat	(Rank)	Name	Art	Sno	Run 1	Run 2	Time	Points	Perf
=== ERSA Boys and Men ===														
1	61	18317	1996	U21	(1)	KRAHELSKI Oliver		HEM		13.47	12.72	12.72	0.00	- 3.05
2	70	19005	1995	U21	(2)	NORRIS Kieran		HEM	AMB	12.97	12.89	12.89	8.29	- 21.92
3	74	19159	1996	U21	(3)	HENDERSON Tom		HEM	AMB	12.94	13.21	12.94	10.72	- 8.04
4	72	19639	1998	U18	(1)	BARTON Daniel		HEM	SMK	13.46	13.04	13.04	15.60	- 27.80
5	67	18661	1997	U18	(2)	WARMINGTON Richard		HEM	HEM	14.03	13.55	13.55	40.46	- 4.21
6	75	20628	1997	U18	(3)	RICHARDSON Thomas		NOR		14.00	13.65	13.65	45.33	+ 44.44
7	68	19713	1997	U18	(4)	BOTY Harry		HEM	ELI	14.33	13.70	13.70	47.77	- 9.74
8	83	19702	1998	U18	(5)	WEBB Jamie			SMK	14.12	14.82	14.12	68.24	- 66.08
9	62	20687	2001	U14	(1)	TROUNG Aaron		VIK	AMB	14.81	14.17	14.17	70.68	+ 13.22
10	64	18629	1993	SM1	(1)	MOLLOY Daniel		NOR		14.78	14.23	14.23	73.60	+ 57.56
10	63	19135	1961	M23	(1)	NORRIS John		HEM	SAS	14.23	14.55	14.23	73.60	- 6.29
12	117		2000	U16	(1)	CALDWELL Patrick		HEM	BSA	14.62	14.32	14.32	77.99	-
13	73	18810	1997	U18	(6)	FENELEY Luke		NOR	BSA	14.66	14.48	14.48	85.79	+ 47.64
14	71	20481	2001	U14	(2)	HUDSON Thomas		NOR	BSA	14.59	14.55	14.55	89.20	+ 13.35
15	127		1999	U16	(2)	COOPER Jordan		SAS		14.97	14.56	14.56	89.69	-
16	65		1999	U16	(3)	HOLMES Thomas		NOR		15.24	14.63	14.63	93.10	+ 19.92
17	114		1994	U21	(4)	WELLS Oliver		HEM		14.95	14.64	14.64	93.58	-
18	94	20543	1999	U16	(4)	LODER Edward		HEM	AMB	14.85	14.79	14.79	100.90	- 73.99
19	121		2001	U14	(3)	REID Justin		HEM		14.83	14.85	14.83	102.85	-
20	87		2001	U14	(4)	LONGSTAFF Michael		WGC		14.89	15.18	14.89	105.77	- 36.29
21	77	17977	1997	U18	(7)	SCHOFIELD Connor		HEM		14.91	15.34	14.91	106.75	- 1.34
22	86		2001	U14	(5)	APPLETON Byron		HEM		15.09	14.98	14.98	110.16	- 30.51
23	81	13217	1968	M23	(2)	SHARP Anthony		HEM		14.99	15.65	14.99	110.64	- 12.82
24	79	20184	2000	U16	(5)	NEWTON William		HEM	HEM	15.07	15.08	15.07	114.54	+ 2.63
25	69		1973	M23	(3)	YARROW Tristan		VIK	VIK	15.13	15.86	15.13	117.47	+ 26.47
26	125		1960	M23	(4)	NIGHTINGALE Neal		SMK		19.26	15.30	15.30	125.75	-
27	93	20766	2001	U14	(6)	HUMPHREYS Charlie		HEM	TSN	15.42	15.62	15.42	131.60	- 43.17
28	100		2000	U16	(6)	CLARKE Edward		HEM		15.95	15.68	15.68	144.28	- 80.67
29	78		1960	M23	(5)	OHSTEN Ben		NOR		16.76	15.95	15.95	157.44	+ 46.16
30	102	21129	2002	U14	(7)	LODER Angus		HEM	K--	16.22	16.55	16.22	170.60	- 83.07
30	82		1999	U16	(7)	CHILDS Lewis		WGC		16.22	16.33	16.22	170.60	+ 44.25
30	66	10372	1959	M23	(6)	ANDERSON Christopher		VIK	K--	16.22	16.71	16.22	170.60	+ 80.42
33	123		1971	M23	(7)	ARLOTT Martin		HEM		17.40	16.24	16.24	171.57	-
34	88		1966	M23	(8)	HOLMES Peter		NOR		16.25	17.32	16.25	172.06	+ 29.98
35	91	20613	2001	U14	(8)	WILLIS James		SMK	SMK	16.65	16.44	16.44	181.32	+ 22.74
36	97		1999	U16	(8)	HEARNEY Christopher		NOR		16.86	16.57	16.57	187.66	+ 6.00
37	85		1997	U18	(8)	STEWARD Harry		NOR		16.69	16.66	16.66	192.04	+ 51.79
37	80		1967	M23	(9)	SYDER Mark		NOR		16.81	16.66	16.66	192.04	+ 72.03
39	106		1999	U16	(9)	DE VILLIERS Nicholas		HEM		17.10	16.70	16.70	193.99	- 117.20
39	84	20126	2000	U16	(9)	THOMPSON Connor		VIK		16.70	16.96	16.70	193.99	+ 55.91
41	107		2000	U16	(11)	TRUST Alexander		HEM			16.95	16.95	206.18	- 120.19
41	92		2000	U16	(11)	STEWARD Oliver		NOR		16.95	17.17	16.95	206.18	+ 35.78
43	111		1999	U16	(13)	DEWSON Oliver		NOR		18.09	16.96	16.96	206.67	- 199.01
44	115		2000	U16	(14)	PRINGLE Angus		NOR		17.60	17.06	17.06	211.54	-
45	98		1998	U18	(9)	SYDER James		NOR		17.36	17.14	17.14	215.44	+ 24.87
46	105		1970	M23	(10)	DEVAUX Christian		HEM		17.49	17.20	17.20	218.36	- 74.64
47	116		2000	U16	(15)	WARSOP Rowan		NOR	NOR	17.23	17.23	17.23	219.83	-
48	90		1966	M23	(11)	GARRETT Mike		NOR		17.48	17.24	17.24	220.31	+ 64.47
49	76	21723	2000	U16	(16)	HOWE Charlie		NOR			17.33	17.33	224.70	+ 127.10
50	95		1963	M23	(12)	MANNBY Jan-Olof		VIK		17.34	18.18	17.34	225.19	+ 47.35
51	124		1978	SM1	(2)	GREEN Stuart		HEM	HEM	18.41	17.37	17.37	226.65	-
52	104		1960	M23	(13)	THOMAS Pat		HEM		17.61	17.58	17.58	236.89	- 48.96
53	112		2002	U14	(9)	MICHAELS Joshua		HEM		17.60	19.22	17.60	237.86	- 232.91
54	108		2002	U14	(10)	ROUTLEDGE Sebastian		HEM		17.67	18.25	17.67	241.27	- 87.05
55	99		1987	SM1	(3)	BELLAMY Edward		NOR		18.49	17.78	17.78	246.64	+ 39.56

EASTERN REGION SNOWSPORTS ASSOCIATION 2014

HEM "Team Evolution" Summer League

Special Slalom - Female & Male

ERSA Summer League - Final Ranking - Points

Rank	Bib.	RegNo	Year	Cat	(Rank)	Name	Art	Sno	Run 1	Run 2	Time	Points	Perf
56	101		2002	U14	(11)	YARROW Raffi		VIK		18.19	18.02	18.02	258.33	+ 29.89
57	96		2001	U14	(12)	BUTTERS Harvey		VIK		18.26	18.60	18.26	270.03	+ 88.90
58	110	8713	1959	M23	(14)	CLARKE Christopher		HEM SAS		18.36	18.55	18.36	274.91	- 100.82
59	113		2000	U16	(17)	BYE Matthew		VIK			18.72	18.72	292.45	- 194.22
60	122		2002	U14	(13)	VLAISAVLJEVIC Zak		HEM HEM		19.79	19.40	19.40	325.60	-
61	119		2002	U14	(14)	HARDING Luke		ESX		19.53	19.61	19.53	331.93	-
62	109		1999	U16	(18)	BURNETT Alex		WGC		19.77		19.77	343.63	- 19.76






Did Not Start - Run 1 (5)

89		1965	M23			LYONS Alan		HEM						
103		1955	M23			DANBURY Mike		WGC						
118		1999	U16			MCLEISH James		ESX						
120		1999	U16			REID Jonty		HEM						
126		2002	U14			STRUTHERS Samual		HEM						

Disqualified - Run 1 (3)

76	21723	2000	U16			HOWE Charlie		NOR			17.33			
107		2000	U16			TRUST Alexander		HEM			16.95			
113		2000	U16			BYE Matthew		VIK			18.72			

Did Not Start - Run 2 (5)

89		1965	M23			LYONS Alan		HEM						
103		1955	M23			DANBURY Mike		WGC						
118		1999	U16			MCLEISH James		ESX						
120		1999	U16			REID Jonty		HEM						
126		2002	U14			STRUTHERS Samual		HEM						

Disqualified - Run 2 (1)

109		1999	U16			BURNETT Alex		WGC		19.77				
-----	--	------	-----	--	--	--------------	---	-----	--	-------	--	--	--	--