

EASTERN REGION SNOWSPORTS ASSOCIATION 2014

Norfolk "Team Evolution" Summer League

Special Slalom - Female & Male (U12,s)

ERSA Summer League - Final Ranking - Points



Rank	Bib.	RegNo	Year	Cat	Rank	Name	Art	Sno	Run-1	Run-2	Run-3	Time	Points	Perf
------	------	-------	------	-----	------	------	-------	-----	-----	-------	-------	-------	------	--------	------

++ Under 08 - Girls ++

1	169		2007	U08	(1)	TUTT Holly		HEM		24.01	* 23.83	* 23.93	47.76	180.74	+ 49.53
2	175		2007	U08	(2)	HACKER Amelie		WGC		* 24.89	25.06	* 24.92	49.81	215.11	- 7.90
3	180		2007	U08	(3)	KING Jessica		VIK		* 30.11	* 29.47	30.75	59.58	378.91	- 118.66

++ Under 08 - Boys ++

1	138		2007	U08	(1)	SMITH Bradley		VIK		* 25.73	* 21.67	26.07	47.40	333.23	+ 31.51
2	146		2007	U08	(2)	FRANCIS Jude		VIK			* 26.58	* 25.73	52.31	431.97	- 43.03
3	144		2007	U08	(3)	WOOD George		VIK		* 28.12	* 25.92	32.79	54.04	466.76	+ 108.99
4	151		2008	U08	(4)	MCCARDEL Tristan		NOR		28.23	* 27.36	* 27.97	55.33	492.70	-
5	137		2007	U08	(5)	MITCHELL Kieran		NOR			* 22.98	* 41.94	1:04.92	685.56	+ 339.73

Did Not Finish - Run-1 (1)

	184		2008	U08		CHAUHAN Ruben		NOR					* 31.69		
--	-----	--	------	-----	--	---------------	---	-----	--	--	--	--	---------	--	--

Disqualified - Run-1 (2)

	137		2007	U08		MITCHELL Kieran		NOR			* 22.98	* 41.94			
	146		2007	U08		FRANCIS Jude		VIK			* 26.58	* 25.73			

Disqualified - Run-2 (1)

	184		2008	U08		CHAUHAN Ruben		NOR					* 31.69		
--	-----	--	------	-----	--	---------------	---	-----	--	--	--	--	---------	--	--

++ Under 10 - Girls ++

1	173		2005	U10	(1)	MANN Madeleine		VIK		20.33	* 20.25	* 19.99	40.24	54.66	+ 1.34
2	174		2005	U10	(2)	BARTLETT Honor		VIK			* 20.55	* 20.77	41.32	72.76	+ 21.64
3	166		2006	U10	(3)	BLACKWELL Lucy		TAL		* 23.10	23.99	* 23.31	46.41	158.10	+ 2.33
4	181		2006	U10	(4)	HOOK Ciel		NOR		24.60	* 24.55	* 24.59	49.14	203.87	-
5	172		2005	U10	(5)	ARLOTT Holly		HEM		* 25.79	* 26.34	26.90	52.13	254.00	+ 78.12

Did Not Finish - Run-1 (1)

	174		2005	U10		BARTLETT Honor		VIK			* 20.55	* 20.77			
--	-----	--	------	-----	--	----------------	---	-----	--	--	---------	---------	--	--	--

EASTERN REGION SNOWSPORTS ASSOCIATION 2014








Norfolk "Team Evolution" Summer League

Special Slalom - Female & Male (U12,s)

ERSA Summer League - Final Ranking - Points

Rank	Bib.	RegNo	Year	Cat	Rank	Name	Art	Sno	Run-1	Run-2	Run-3	Time	Points	Perf
------	------	-------	------	-----	------	------	-------	-----	-----	-------	-------	-------	------	--------	------
















== Under 10 - Boys ==

1	135	21604	2005	U10	(1)	OGDEN Alexander		NOR	ELI	18.83	* 18.82	* 18.65	37.47	133.53	+ 45.12
2	133		2005	U10	(2)	PARKER Travis		NOR		* 19.07	23.11	* 18.77	37.84	140.97	+ 6.15
3	132		2006	U10	(3)	DADE Jake		NOR			* 19.49	* 19.17	38.66	157.46	- 4.15
4	131		2006	U10	(4)	SMITH Ben		VIK		* 20.01	20.24	* 19.72	39.73	178.98	- 9.64
5	150		2005	U10	(5)	CHAUHAN Rohan		NOR		* 20.32	20.59	* 20.53	40.85	201.51	-
6	148		2005	U10	(6)	WALES Jonathan		NOR		20.92	* 20.72	* 20.44	41.16	207.74	-
7	134		2005	U10	(7)	THOMSON Kai		VIK		* 23.54	24.32	* 23.59	47.13	327.80	- 42.86
8	130		2005	U10	(8)	LOUTH Oscar		HEM			* 25.07	* 24.08	49.15	368.42	+ 65.56
9	145		2006	U10	(9)	WEST Jamie		VIK		25.49	* 24.61	* 25.01	49.62	377.87	- 51.40

Did Not Finish - Run-1 (2)

	130		2005	U10		LOUTH Oscar		HEM			* 25.07	* 24.08			
	132		2006	U10		DADE Jake		NOR			* 19.49	* 19.17			

++ Under 12 - Girls ++

1	161		2003	U12	(1)	HOLMES Abby		NOR		18.62	* 18.58	* 18.40	36.98	0.00	- 119.17
2	170		2003	U12	(2)	BOTY Nia		HEM	ELI	18.92	* 18.35	* 18.71	37.06	1.34	+ 14.88
3	162		2003	U12	(3)	SHELLEY Annie		VIK			* 19.89	* 20.26	40.15	53.15	+ 26.70
4	167		2003	U12	(4)	FRANCIS Mia		VIK		20.56	* 20.47	* 19.98	40.45	58.18	+ 21.58
5	164		2004	U12	(5)	TRUST Emma		HEM		* 20.32	20.50	* 20.23	40.55	59.85	- 114.28
6	168		2003	U12	(6)	WEST Sophie		VIK		* 20.56	20.83	* 20.74	41.30	72.43	+ 20.21
7	160		2003	U12	(7)	THOMSON Olya		VIK		* 21.12	21.15	* 20.79	41.91	82.66	- 54.82
8	171		2004	U12	(8)	PETERSON Lexie		HEM	BRS	* 21.55	* 21.69	22.06	43.24	104.95	- 79.39
9	165		2003	U12	(9)	MCLEISH Emily		ESX		* 22.66	23.31	* 22.54	45.20	137.82	+ 39.07
10	163		2004	U12	(10)	KING Emily		VIK		* 22.74	* 22.60	22.93	45.34	140.16	+ 27.08
11	182		2004	U12	(11)	STEPHENS-CRACKNELL Eleanor		NOR		* 22.64	* 22.89	23.27	45.53	143.35	-
12	176		2004	U12	(12)	WOOD Caitlin		VIK		26.69	* 25.34	* 26.23	51.57	244.61	+ 14.28
13	177		2004	U12	(13)	JONES Charlotte		TAL		* 27.12	* 25.52	54.23	52.64	262.55	+ 14.44
14	178	20678	2003	U12	(14)	CUTHBERT Tia		VIK		* 27.18	* 26.86	27.27	54.04	286.02	- 21.14
15	179		2004	U12	(15)	ROW Stella		VIK		* 31.51	* 31.44	31.80	1:02.95	435.41	+ 59.68

Did Not Start - Run-1 (1)

	183		2003	U12		ELLIFF Alexa		VIK							
--	-----	--	------	-----	--	--------------	---	-----	--	--	--	--	--	--	--

Did Not Finish - Run-1 (1)

	162		2003	U12		SHELLEY Annie		VIK			* 19.89	* 20.26			
--	-----	--	------	-----	--	---------------	---	-----	--	--	---------	---------	--	--	--

Did Not Start - Run-2 (1)

	183		2003	U12		ELLIFF Alexa		VIK							
--	-----	--	------	-----	--	--------------	---	-----	--	--	--	--	--	--	--

Did Not Start - Run-3 (1)

	183		2003	U12		ELLIFF Alexa		VIK							
--	-----	--	------	-----	--	--------------	---	-----	--	--	--	--	--	--	--

EASTERN REGION SNOWSPORTS ASSOCIATION 2014










Norfolk "Team Evolution" Summer League

Special Slalom - Female & Male (U12,s)

ERSA Summer League - Final Ranking - Points

Rank	Bib.	RegNo	Year	Cat	Rank	Name	Art	Sno	Run-1	Run-2	Run-3	Time	Points	Perf
------	------	-------	------	-----	------	------	-------	-----	-----	-------	-------	-------	------	--------	------

++ Under 12 - Boys ++

1	143	20748	2003	U12	(1)	DADE Tommy		NOR	AMB	15.95	* 15.29	* 15.54	30.83	0.00	- 7.36
2	139	20884	2003	U12	(2)	THOMPSON Joseph		NOR	ELI	16.52	* 16.00	* 16.15	32.15	26.55	+ 15.20
3	141	20264	2003	U12	(3)	REIDY Thomas		HEM	K--	18.31	* 17.89	* 17.50	35.39	91.70	+ 3.13
4	147	21491	2003	U12	(4)	FISHER Harvey		NOR	ELI	19.50	* 18.83	* 18.54	37.37	131.52	-
5	142		2003	U12	(5)	BARTLETT Arthur		VIK		* 19.27	* 19.62	33.23	38.89	162.09	+ 20.71
6	136		2003	U12	(6)	MCANALLY Ewan		WGC		19.81	* 19.45	* 19.50	38.95	163.30	+ 7.88
7	149		2003	U12	(7)	BUSHELL George		NOR	NOR	* 20.03	* 20.65		40.68	198.09	-
8	140		2004	U12	(8)	HACKER Terry		WGC		22.95	* 22.89	* 22.57	45.46	294.21	- 4.14
9	186		2004	U12	(9)	SADLER Alfie		NOR			* 25.00	* 24.03	49.03	366.01	-

Did Not Finish - Run-1 (1)

	186		2004	U12		SADLER Alfie		NOR			* 25.00	* 24.03			
--	-----	--	------	-----	--	--------------	---	-----	--	--	---------	---------	--	--	--

Did Not Finish - Run-2 (1)

	185		2004	U12		COLLEN Hamish		NOR		* 25.04					
--	-----	--	------	-----	--	---------------	---	-----	--	---------	--	--	--	--	--

Did Not Start - Run-3 (1)

	185		2004	U12		COLLEN Hamish		NOR		* 25.04					
--	-----	--	------	-----	--	---------------	--	-----	--	---------	--	--	--	--	--

Disqualified - Run-3 (1)

	149		2003	U12		BUSHELL George		NOR	NOR	* 20.03	* 20.65				
--	-----	--	------	-----	--	----------------	---	-----	-----	---------	---------	--	--	--	--

EASTERN REGION SNOWSPORTS ASSOCIATION 2014

Norfolk "Team Evolution" Summer League

Special Slalom - Female & Male

ERSA Summer League - Final Ranking - Points



Rank	Bib.	RegNo	Year	Cat	(Rank)	Name	Art	Sno	Run-1	Run-2	Run-3	Time	Points	Perf
++ Under 14 - Girls ++															
1	80	21355	2001	U14	(1)	TAPSELL Charlotte		HEM	CHT	17.40	* 17.26	* 17.19	34.45	51.24	- 19.65
2	90	20337	2001	U14	(2)	SKIPPER Megan		NOR	NOR	18.35	* 18.00	* 18.04	36.04	82.23	+ 22.73
3	94		2001	U14	(3)	LUCK Jemma		NOR		* 18.24	18.33	* 18.14	36.38	88.85	+ 24.58
4	101		2002	U14	(4)	BARNARD Xynia		NOR		* 18.96		* 18.36	37.32	107.17	- 8.11
5	99		2001	U14	(5)	HAWKINS Lily		HEM		* 19.49	19.62	* 19.24	38.73	134.64	+ 27.58
6	95	21001	2001	U14	(6)	LEVENE Grace		VIK		19.75	* 19.08	* 19.94	39.02	140.29	+ 50.68
7	111		2002	U14	(7)	TURNER Beth		VIK		22.37	* 21.94	* 21.27	43.21	221.93	- 30.50
8	109		2001	U14	(8)	HACKETT Layla		VIK		22.46	* 22.05	* 21.74	43.79	233.23	+ 17.12
9	110		2002	U14	(9)	BLYTH Helena		HEM		23.85	* 22.26	* 22.36	44.62	249.40	+ 10.29
10	104		2001	U14	(10)	HAWKINS Zara		HEM		20.33	* 19.61	* 26.67	46.28	281.75	+ 150.67
11	112		2002	U14	(11)	SHELLEY Madeline		VIK		* 23.35	23.55	* 23.23	46.58	287.59	+ 23.07
12	120		2002	U14	(12)	GOMEZ CLARKE Anna		NOR		24.48	* 24.44	* 24.42	48.86	332.02	-
13	96		2001	U14	(13)	HAWKINS Danielle		HEM			* 26.39	* 39.21	1:05.60	658.19	+ 568.44

Did Not Start - Run-1 (1)

118		2002	U14			WARSOP Jasmine		NOR							
-----	--	------	-----	--	--	----------------	--	-----	--	--	--	--	--	--	--

Did Not Finish - Run-1 (1)

96		2001	U14			HAWKINS Danielle		HEM			* 26.39	* 39.21			
----	--	------	-----	--	--	------------------	--	-----	--	--	---------	---------	--	--	--

Did Not Start - Run-2 (1)

118		2002	U14			WARSOP Jasmine		NOR							
-----	--	------	-----	--	--	----------------	--	-----	--	--	--	--	--	--	--

Did Not Finish - Run-2 (1)

101		2002	U14			BARNARD Xynia		NOR		* 18.96		* 18.36			
-----	--	------	-----	--	--	---------------	--	-----	--	---------	--	---------	--	--	--

Did Not Start - Run-3 (1)

118		2002	U14			WARSOP Jasmine		NOR							
-----	--	------	-----	--	--	----------------	--	-----	--	--	--	--	--	--	--

++ Under 14 - Boys ++








1	11	20687	2001	U14	(1)	TROUNG Aaron		VIK	AMB	15.57	* 15.33	* 14.98	30.31	15.73	- 32.29
2	16	20481	2001	U14	(2)	HUDSON Thomas		NOR	BSA	15.83	* 15.82	* 15.49	31.31	36.71	- 30.06
3	31		2001	U14	(3)	APPLETON Byron		HEM		17.35	* 16.71	* 16.24	32.95	71.10	- 47.31
4	40		2001	U14	(4)	KING Patrick		NOR		* 17.58		* 17.58	35.16	117.46	- 33.72
5	55		2002	U14	(5)	UPRIGHT Sam		NOR			* 18.58	* 18.50	37.08	157.73	- 46.01
6	45		2001	U14	(6)	BUTTERS Harvey		VIK		19.54	* 19.42	* 18.63	38.05	178.07	+ 1.74
7	56		2002	U14	(7)	YARROW Raffi		VIK		20.34	* 19.65	* 19.36	39.01	198.21	- 11.58

EASTERN REGION SNOWSPORTS ASSOCIATION 2014



Norfolk "Team Evolution" Summer League

Special Slalom - Female & Male

ERSA Summer League - Final Ranking - Points

Rank	Bib.	RegNo	Year	Cat	(Rank)	Name	Art	Sno	Run-1	Run-2	Run-3	Time	Points	Perf
8	38		2001	U14	(8)	MCCABE-ABLE Maximus		VIK		* 20.00	* 19.78		39.78	214.36	+ 65.44
9	65		2001	U14	(9)	HADDEN Alex		ESX		* 21.45		* 20.37	41.82	257.14	- 38.55
10	63		2002	U14	(10)	ROUTLEDGE Sebastian		HEM		* 20.71	* 21.75		42.46	270.57	- 9.42
11	75		2002	U14	(11)	WATERFIELD John		NOR		* 21.65	23.12	* 23.35	45.00	323.84	-
12	67		2002	U14	(12)	HARDING Luke		ESX			* 23.05	* 22.11	45.16	327.20	- 68.98
13	69		2001	U14	(13)	MARTIN Karl		VIK		* 23.26		* 23.61	46.87	363.06	-
14	74		2002	U14	(14)	GOMEZ CLARKE Jamie		NOR		* 24.52	24.71	* 25.31	49.83	425.15	-

Did Not Finish - Run-1 (6)

25	19855	2002	U14		BINGHAM Nicholas		ESX	SAS		* 40.98					
38		2001	U14		MCCABE-ABLE Maximus		VIK			* 20.00	* 19.78				
55		2002	U14		UPRIGHT Sam		NOR			* 18.58	* 18.50				
63		2002	U14		ROUTLEDGE Sebastian		HEM			* 20.71	* 21.75				
66		2001	U14		REYNOLDS Joshua		NOR								
67		2002	U14		HARDING Luke		ESX			* 23.05	* 22.11				

Did Not Finish - Run-2 (2)

66		2001	U14		REYNOLDS Joshua		NOR								
69		2001	U14		MARTIN Karl		VIK			* 23.26		* 23.61			

Disqualified - Run-2 (2)

40		2001	U14		KING Patrick		NOR			* 17.58		* 17.58			
65		2001	U14		HADDEN Alex		ESX			* 21.45		* 20.37			










Did Not Start - Run-3 (1)

66		2001	U14		REYNOLDS Joshua		NOR								
----	--	------	-----	--	-----------------	---	-----	--	--	--	--	--	--	--	--

Did Not Finish - Run-3 (1)

25	19855	2002	U14		BINGHAM Nicholas		ESX	SAS		* 40.98					
----	-------	------	-----	--	------------------	---	-----	-----	--	---------	--	--	--	--	--

++ Under 16 - Girls ++

1	92	20599	2000	U16	(1)	SHERING Nicole		HEM	SAS	16.71	* 16.12	* 16.34	32.46	12.47	+ 13.04
2	87	19498	1999	U16	(2)	LILLYWHITE Alexandra		VIK	AMB	16.56	* 16.48	* 16.16	32.64	15.98	- 4.09
3	93	19235	1999	U16	(3)	ROYAL Natasha		VIK	BSA	17.64	* 17.27	* 16.97	34.24	47.15	- 13.94
4	116		2000	U16	(4)	WILKINS Eleanor		BRS	BRS	18.23	* 18.12	* 17.57	35.69	75.41	-
5	105		2000	U16	(5)	WEBSTER Atlanta		NOR		18.99	* 17.12	* 18.68	35.80	77.55	- 70.96
6	98	20339	2000	U16	(6)	BURROUGHS Hannah		NOR		* 18.17	18.25	* 18.70	36.87	98.40	+ 6.20
7	83		1999	U16	(7)	MCCABE-ABLE Scarlett		VIK		18.49	* 18.17	* 18.88	37.05	101.90	+ 14.21
8	102		1999	U16	(8)	DEREVE Emma		VIK		19.26	* 19.08	* 18.88	37.96	119.64	+ 3.89
9	107		1999	U16	(9)	BLYTH Charlotte		HEM		20.78	* 19.99	* 19.75	39.74	154.32	- 3.72
10	108		2000	U16	(10)	CHASE Amber		NOR		21.54	* 20.85	* 20.98	41.83	195.04	+ 5.19
11	117		2000	U16	(11)	MCLEISH Alice		ESX		* 21.23	21.27	* 21.22	42.45	207.12	-
12	119		1999	U16	(12)	HARDING Bryony		ESX		23.38	* 23.37	* 22.60	45.97	275.71	-

Did Not Finish - Run-1 (2)

86		1999	U16		DURANT Antonia		VIK			* 17.68					
115		1999	U16		HAWES Claudia		NOR					* 20.69			

Disqualified - Run-1 (1)

113		1999	U16		ELPHICK Alex		ESX			* 23.40					
-----	--	------	-----	--	--------------	---	-----	--	--	---------	--	--	--	--	--

EASTERN REGION SNOWSPORTS ASSOCIATION 2014

Norfolk "Team Evolution" Summer League

Special Slalom - Female & Male

ERSA Summer League - Final Ranking - Points

Rank	Bib.	RegNo	Year	Cat	(Rank) Name	Art	Sno	Run-1	Run-2	Run-3	Time	Points	Perf
------	------	-------	------	-----	-------------	-------	-----	-----	-------	-------	-------	------	--------	------

Did Not Finish - Run-2 (1)

82	19712	1999	U16	BOTY Carys		HEM	ELI	* 27.93						
----	-------	------	-----	------------	---	-----	-----	---------	--	--	--	--	--	--

Disqualified - Run-2 (2)

106		1999	U16	PETERSON Amy		HEM	BRS	* 18.88						
115		1999	U16	HAWES Claudia		NOR				* 20.69				

Did Not Finish - Run-3 (3)

82	19712	1999	U16	BOTY Carys		HEM	ELI	* 27.93						
86		1999	U16	DURANT Antonia		VIK			* 17.68					
113		1999	U16	ELPHICK Alex		ESX			* 23.40					

Disqualified - Run-3 (1)

106		1999	U16	PETERSON Amy		HEM	BRS	* 18.88						
-----	--	------	-----	--------------	---	-----	-----	---------	--	--	--	--	--	--

++ Under 16 - Boys ++

1	8	19854	1999	U16	(1) BINGHAM Jonathan		ESX	SAS	15.58	* 15.11	* 15.75	30.86	27.27	- 14.64
2	9		1999	U16	(2) DAVIES Harry		NOR		16.10	* 16.10	* 15.67	31.77	46.35	- 13.88
3	22	21723	2000	U16	(3) HOWE Charlie		NOR		* 16.67	16.74	* 16.94	33.61	84.95	- 7.85
4	24		2000	U16	(4) HOWE Harry		NOR	ELI	* 17.03	26.50	* 17.23	34.26	98.58	+ 3.00
5	23		1999	U16	(5) LANE Joshua		NOR		17.53	* 17.06	* 17.58	34.64	106.55	+ 13.49
6	32		1999	U16	(6) CHILDS Lewis		WGC		18.83	* 17.64	* 17.33	34.97	113.47	- 8.08
7	33	20126	2000	U16	(7) THOMPSON Connor		VIK		18.26	* 18.13	* 17.78	35.91	133.19	- 0.09
8	43		1999	U16	(8) CASSIDY Ethan		VIK		18.74	* 18.51	* 18.46	36.97	155.42	- 1.83
9	52		1999	U16	(9) DEWSON Oliver		NOR		* 18.61		* 18.64	37.25	161.29	- 28.81
10	59		2000	U16	(10) TRUST Alexander		HEM		19.93	* 19.00	* 18.41	37.41	164.65	- 80.63
11	48		1999	U16	(11) CASSIDY Cameron		VIK		19.79	* 18.88	* 18.75	37.63	169.26	- 15.95
12	51		1999	U16	(12) CASSIDY Finlay		VIK		* 19.01	19.13	* 18.69	37.70	170.73	- 18.98
13	54		2000	U16	(13) WARSOP Rowan		NOR	NOR	* 19.32	19.52	* 18.81	38.13	179.75	- 23.04
14	44		2000	U16	(14) STEWARD Oliver		NOR		* 19.19		* 19.23	38.42	185.83	+ 20.23
15	46		1999	U16	(15) HEARNEY Christopher		NOR		* 19.48	20.14	* 19.42	38.90	195.90	+ 19.04
16	61		2000	U16	(16) SPOONER Harrison		VIK		* 19.78	19.81	* 19.59	39.37	205.76	- 55.58
17	47		1999	U16	(17) PAYNE George		ESX	BAS	20.16	* 20.11	* 19.83	39.94	217.71	+ 35.00
18	73		1999	U16	(18) RATCLIFFE Josh		NOR		* 20.80	20.90	* 19.86	40.66	232.81	- 574.91
19	71		2000	U16	(19) WALES Joesph		NOR		* 20.36		* 20.37	40.73	234.28	-
20	70		1999	U16	(20) MCLEISH James		ESX		20.58	* 20.41	* 20.99	41.40	248.34	-
21	60		2000	U16	(21) PRINGLE Angus		NOR		21.77	* 20.89	* 20.52	41.41	248.55	- 0.70
22	12		1999	U16	(22) HOLMES Thomas		NOR			* 32.52	* 15.96	48.48	396.83	+ 338.85

Did Not Finish - Run-1 (1)

12		1999	U16	HOLMES Thomas		NOR				* 32.52	* 15.96			
----	--	------	-----	---------------	---	-----	--	--	--	---------	---------	--	--	--

Did Not Finish - Run-2 (1)

52		1999	U16	DEWSON Oliver		NOR			* 18.61		* 18.64			
----	--	------	-----	---------------	---	-----	--	--	---------	--	---------	--	--	--

Disqualified - Run-2 (2)

44		2000	U16	STEWARD Oliver		NOR			* 19.19		* 19.23			
71		2000	U16	WALES Joesph		NOR			* 20.36		* 20.37			

EASTERN REGION SNOWSPORTS ASSOCIATION 2014

Norfolk "Team Evolution" Summer League

Special Slalom - Female & Male

ERSA Summer League - Final Ranking - Points

Rank	Bib.	RegNo	Year	Cat	(Rank)	Name	Art	Sno	Run-1	Run-2	Run-3	Time	Points	Perf
------	------	-------	------	-----	--------	------	-------	-----	-----	-------	-------	-------	------	--------	------

++ Under 18 - Girls ++

1	81	20139	1997	U18	(1)	COE Megan		NOR		* 15.78	17.20	* 16.04	31.82	0.00	- 1.39
2	89		1997	U18	(2)	SPANTON Jessica		NOR		16.17	* 15.79	* 16.05	31.84	0.39	- 2.05
3	103		1997	U18	(3)	JONES Phoebe		NOR		19.42	* 18.82	* 19.19	38.01	120.61	- 10.03








Did Not Finish - Run-2 (1)

	84		1997	U18		KING Maddy		NOR		* 17.90					
--	----	--	------	-----	--	------------	---	-----	--	---------	--	--	--	--	--

Did Not Finish - Run-3 (1)

	84		1997	U18		KING Maddy		NOR		* 17.90					
--	----	--	------	-----	--	------------	---	-----	--	---------	--	--	--	--	--

++ Under 18 - Boys ++

1	5	20628	1997	U18	(1)	RICHARDSON Thomas		NOR		* 14.54	14.63	* 15.13	29.67	2.31	+ 6.22
2	2	18810	1997	U18	(2)	FENELEY Luke		NOR	BSA	15.44	* 15.30	* 15.26	30.56	20.97	- 8.29
3	6	19713	1997	U18	(3)	BOTY Harry		HEM	ELI	* 16.31		* 16.37	32.68	65.44	+ 17.60
4	17		1997	U18	(4)	OLIVER Ryan		NOR		* 17.07	17.65	* 16.71	33.78	88.51	+ 21.12
5	35		1997	U18	(5)	STEWART Harry		NOR		* 18.36	18.74	* 18.35	36.71	149.97	+ 14.52
6	49		1998	U18	(6)	SYDER James		NOR		* 18.31		* 18.70	37.01	156.26	- 29.51
7	18		1998	U18	(7)	LEVENE Harry		VIK		18.80	* 18.59	* 19.19	37.78	172.41	+ 94.90

Did Not Finish - Run-1 (1)

	13		1997	U18		DOWDEN Mason		VIK							
--	----	--	------	-----	--	--------------	---	-----	--	--	--	--	--	--	--

Did Not Finish - Run-2 (2)

	6	19713	1997	U18		BOTY Harry		HEM	ELI	* 16.31		* 16.37			
	13		1997	U18		DOWDEN Mason		VIK							

Disqualified - Run-2 (1)

	49		1998	U18		SYDER James		NOR		* 18.31		* 18.70			
--	----	--	------	-----	--	-------------	---	-----	--	---------	--	---------	--	--	--


Did Not Start - Run-3 (1)

	13		1997	U18		DOWDEN Mason		VIK							
--	----	--	------	-----	--	--------------	---	-----	--	--	--	--	--	--	--

++ Under 21 - Ladies ++

1	91	19016	1995	U21	(1)	SKIPPER Sophie		NOR	NOR	16.87	* 16.48	* 16.73	33.21	27.08	+ 22.43
2	88	14962	1996	U21	(2)	SHAILES Polly		NOR	BSA		* 16.89	* 17.13	34.02	42.87	+ 15.55
3	100		1996	U21	(3)	SELT Molly		VIK		* 19.12	19.17	* 18.63	37.75	115.54	+ 7.55

Did Not Finish - Run-1 (1)

	88	14962	1996	U21		SHAILES Polly		NOR	BSA		* 16.89	* 17.13			
--	----	-------	------	-----	--	---------------	---	-----	-----	--	---------	---------	--	--	--

++ Under 21 - Men ++



1	3	20637	1996	U21	(1)	WIGMORE Mathew		NOR		14.83	* 14.74	* 14.82	29.56	0.00	+ 5.94
2	30		1996	U21	(2)	REEDER James		VIK		17.79	* 17.79	* 17.89	35.68	128.36	+ 10.06
3	57		1996	U21	(3)	GENTLE Daniel		NOR		18.67	* 18.60	* 18.27	36.87	153.32	- 69.35

EASTERN REGION SNOWSPORTS ASSOCIATION 2014

Norfolk "Team Evolution" Summer League

Special Slalom - Female & Male

ERSA Summer League - Final Ranking - Points

Rank	Bib.	RegNo	Year	Cat	(Rank)	Name	Art	Sno	Run-1	Run-2	Run-3	Time	Points	Perf
4	42	19696	1996	U21	(4)	CUTHBERT Daryl		VIK		* 19.09	19.60	* 19.81	38.90	195.90	+ 39.06
5	37	20108	1996	U21	(5)	GODDARD Thomas		VIK		* 20.11	20.31	* 19.86	39.97	218.34	+ 79.70

Did Not Finish - Run-1 (2)

1	19564	1995	U21		WAYLING Lloyd		NOR	BSA							
41		1996	U21		WILSON Geoffrey		VIK					* 33.73			


Did Not Finish - Run-2 (3)

1	19564	1995	U21		WAYLING Lloyd		NOR	BSA							
4		1995	U21		DAVIES Ben		NOR			* 22.60					
41		1996	U21		WILSON Geoffrey		VIK					* 33.73			

Did Not Start - Run-3 (1)

1	19564	1995	U21		WAYLING Lloyd		NOR	BSA							
---	-------	------	-----	--	---------------	---	-----	-----	--	--	--	--	--	--	--

Did Not Finish - Run-3 (1)

4		1995	U21		DAVIES Ben		NOR			* 22.60					
---	--	------	-----	--	------------	---	-----	--	--	---------	--	--	--	--	--

++ Seniors/Masters 1 Ladies ++

1	121		1991	SM1	(1)	ALVEY Claire		NOR		19.28	* 18.94	* 18.36	37.30	106.78	+ 76.04
2	114		1984	SM1	(2)	EDWARDS Donna		VIK			* 29.80	* 29.22	59.02	529.98	- 66.94

Did Not Finish - Run-1 (1)

114		1984	SM1		EDWARDS Donna		VIK				* 29.80	* 29.22			
-----	--	------	-----	--	---------------	---	-----	--	--	--	---------	---------	--	--	--

++ Seniors/Masters 1 Men ++

1	7	18807	1993	SM1	(1)	MROZ Domink		ESX		* 16.78	17.26	* 16.69	33.47	82.01	+ 22.68
2	29		1991	SM1	(2)	KING Robert		VIK		* 18.14	18.32	* 18.10	36.24	140.11	+ 23.46
3	53		1987	SM1	(3)	BELLAMY Edward		NOR		* 19.17	19.31	* 18.87	38.04	177.86	- 24.42
4	14	18629	1993	SM1	(4)	MOLLOY Daniel		NOR		* 21.56	27.52	* 17.00	38.56	188.77	+ 180.11
5	62		1978	SM1	(5)	GREEN Stuart		HEM	HEM		* 21.34	* 20.79	42.13	263.65	- 6.19
6	72		1992	SM1	(6)	HEAD Sam		NOR		* 21.69		* 21.07	42.76	276.86	-

Did Not Start - Run-1 (1)

10	17438	1992	SM1		MOLLOY Michael		NOR								
----	-------	------	-----	--	----------------	---	-----	--	--	--	--	--	--	--	--

Did Not Finish - Run-1 (1)

62		1978	SM1		GREEN Stuart		HEM	HEM			* 21.34	* 20.79			
----	--	------	-----	--	--------------	---	-----	-----	--	--	---------	---------	--	--	--

Did Not Start - Run-2 (1)

10	17438	1992	SM1		MOLLOY Michael		NOR								
----	-------	------	-----	--	----------------	---	-----	--	--	--	--	--	--	--	--

Did Not Finish - Run-2 (1)

72		1992	SM1		HEAD Sam		NOR			* 21.69		* 21.07			
----	--	------	-----	--	----------	---	-----	--	--	---------	--	---------	--	--	--

Did Not Start - Run-3 (1)

10	17438	1992	SM1		MOLLOY Michael		NOR								
----	-------	------	-----	--	----------------	---	-----	--	--	--	--	--	--	--	--

EASTERN REGION SNOWSPORTS ASSOCIATION 2014

Norfolk "Team Evolution" Summer League

Special Slalom - Female & Male

ERSA Summer League - Final Ranking - Points

Rank Bib. RegNo Year Cat (Rank) Name Art Sno Run-1 Run-2 Run-3 Time Points Perf

++ Masters 2/ Masters 3 Ladies ++

1	85	14159	1970	M23	(1)	ANDERSON Beverley		VIK	K--	* 19.08	19.28	* 18.72	37.80	116.52	+ 67.71
2	97		1971	M23	(2)	SAMPSON Melissa		NOR		19.65	* 19.41	* 19.36	38.77	135.42	+ 45.26

++ Masters 2/ Masters 3 Men++

1	36		1966	M23	(1)	HOLMES Peter		NOR		17.92	* 17.69	* 17.58	35.27	119.76	- 17.52
2	28		1967	M23	(2)	SYDER Mark		NOR		* 18.02		* 18.13	36.15	138.22	+ 23.01
3	19	10372	1959	M23	(3)	ANDERSON Christopher		VIK	K--	18.07	* 18.03	* 18.44	36.47	144.93	+ 59.55
4	20		1973	M23	(4)	YARROW Tristan		VIK	VIK		* 18.95	* 18.04	36.99	155.84	+ 69.64
5	21		1965	M23	(5)	SINEY Rick		BAS		* 18.52	18.61	* 18.60	37.12	158.57	+ 68.49
6	34		1964	M23	(6)	THOMSON Stewart		VIK		19.62	* 18.83	* 19.63	38.46	186.67	+ 52.14
7	50		1941	M23	(7)	SMITH Michael		BAS	BAS	20.99	* 20.19	* 19.98	40.17	222.54	+ 36.18
8	58	19335	1964	M23	(8)	MROZ Jaroslaw		ESX	DHO	22.26	* 21.41	* 21.44	42.85	278.75	+ 45.89
9	64		1951	M23	(9)	COOPER Douglas		NOR		23.14	* 22.86	* 22.73	45.59	336.22	+ 48.89
10	68		1966	M23	(10)	FRANCIS Carl		VIK		* 24.94		* 24.08	49.02	408.16	-

Did Not Finish - Run-1 (1)

20			1973	M23		YARROW Tristan		VIK	VIK		* 18.95	* 18.04			
----	--	--	------	-----	--	----------------	---	-----	-----	--	---------	---------	--	--	--

Disqualified - Run-1 (1)

26			1960	M23		OHSTEN Ben		NOR							
----	--	--	------	-----	--	------------	---	-----	--	--	--	--	--	--	--



Did Not Finish - Run-2 (2)

26			1960	M23		OHSTEN Ben		NOR							
28			1967	M23		SYDER Mark		NOR		* 18.02		* 18.13			

Disqualified - Run-2 (1)

68			1966	M23		FRANCIS Carl		VIK		* 24.94		* 24.08			
----	--	--	------	-----	--	--------------	---	-----	--	---------	--	---------	--	--	--

Did Not Finish - Run-3 (4)

15			1965	M23		KING Clive		NOR		* 16.88	33.46				
26			1960	M23		OHSTEN Ben		NOR							
27			1967	M23		DURANT Jim		VIK		* 19.24	20.67				
39			1966	M23		GARRETT Mike		NOR		19.42	* 18.86				