

# EASTERN REGION SNOWSPORTS ASSOCIATION 2014

## SMK "Team Evolution" Summer League

### Super GS - Female & Male -


### Ranking

Rank	Bib.	RegNo	Year	Cat	(Rank)	Name	.....	Art	Sno	Run 1	Run 2	Time	Gap
------	------	-------	------	-----	--------	------	-------	-----	-----	-------	-------	------	-----

#### ++ Under 08 - Girls ++

1	11		2007	U08	(1)	TUTT Holly		HEM		18.71	17.26	17.26	
---	----	--	------	-----	-----	------------	-----------------------------------------------------------------------------------	-----	--	-------	-------	-------	--

#### ++ Under 08 - Boys ++

1	41		2007	U08	(1)	SMITH Bradley		VIK		18.77	19.08	18.77	
---	----	--	------	-----	-----	---------------	-----------------------------------------------------------------------------------	-----	--	-------	-------	-------	--

#### Did Not Start - Run 1 (2)

	47		2008	U08		READ Barney		SMK	HEM				
	48		2008	U08		STEVENS Brook		HEM	HEM				


#### Did Not Start - Run 2 (2)

	47		2008	U08		READ Barney		SMK	HEM				
	48		2008	U08		STEVENS Brook		HEM	HEM				

#### ++ Under 10 - Girls ++

1	8		2005	U10	(1)	BARTLETT Honor		VIK		16.46	16.14	16.14	
2	7		2006	U10	(2)	BLACKWELL Lucy		TAL		18.69	19.26	18.69	2.55
3	19		2006	U10	(3)	QUALTROUGH Sofia		HEM		19.87	19.82	19.82	3.68
4	12		2005	U10	(4)	ARLOTT Holly		HEM		23.18	19.95	19.95	3.81

#### Did Not Start - Run 1 (2)

	13	20440	2005	U10		STEVENS Cordelia		HEM					
	18		2006	U10		PAINTER Beatrice		SMK					


#### Did Not Start - Run 2 (2)

	13	20440	2005	U10		STEVENS Cordelia		HEM					
	18		2006	U10		PAINTER Beatrice		SMK					

#### = Under 10 - Boys ++

1	34	21604	2005	U10	(1)	OGDEN Alexander		NOR	ELI	15.67	15.09	15.09	
2	28		2006	U10	(2)	DADE Jake		NOR		16.41	15.56	15.56	0.47
3	53		2005	U10	(3)	STANWAY Kayne		SMK		16.02	15.62	15.62	0.53
4	38		2006	U10	(4)	SINCLAIR Laurence		VIK		17.04	16.50	16.50	1.41
5	22		2005	U10	(5)	PARKER Travis		NOR		16.94	17.13	16.94	1.85
6	42		2005	U10	(6)	LOUTH Oscar		HEM		17.73	17.14	17.14	2.05
7	32		2006	U10	(7)	SMITH Ben		VIK		17.86	17.41	17.41	2.32
8	55		2005	U10	(8)	MILLS Lawrence		SMK		18.07	20.15	18.07	2.98
9	46		2006	U10	(9)	WARNER Theo		HEM	HEM	20.96	20.24	20.24	5.15
10	45		2005	U10	(10)	SHELLY Jack		VIK		22.10	21.85	21.85	6.76
11	43		2006	U10	(11)	WEST Jamie		VIK		23.25	22.31	22.31	7.22

#### Did Not Start - Run 1 (1)

	54		2006	U10		READ Freddie		SMK	HEM				
--	----	--	------	-----	--	--------------	-------------------------------------------------------------------------------------	-----	-----	--	--	--	--

#### Did Not Start - Run 2 (1)










	54		2006	U10		READ Freddie		SMK	HEM				
--	----	--	------	-----	--	--------------	-------------------------------------------------------------------------------------	-----	-----	--	--	--	--

## EASTERN REGION SNOWSPORTS ASSOCIATION 2014

## SMK "Team Evolution" Summer League

## Super GS - Female &amp; Male -

## Ranking

Rank	Bib.	RegNo	Year	Cat	(Rank)	Name	.....	Art	Sno	Run 1	Run 2	Time	Gap
<b>++ Under 12 - Girls ++</b>													
1	10		2004	U12	(1)	TRUST Emma		HEM		17.48	16.75	<b>16.75</b>	
1	5		2003	U12	(1)	THOMAS Sophie		HEM		17.18	16.75	<b>16.75</b>	
3	17		2004	U12	(3)	GIBSON Sophie		HEM		17.34	16.79	<b>16.79</b>	0.04
4	2	20998	2003	U12	(4)	BARDER Katie		HEM	HEM	17.21	16.98	<b>16.98</b>	0.23
5	14		2003	U12	(5)	MCLEISH Emily		ESX		18.45	17.33	<b>17.33</b>	0.58
6	9		2003	U12	(6)	SHELLEY Annie		VIK		18.39	18.20	<b>18.20</b>	1.45
7	6		2003	U12	(7)	WEST Sophie		VIK		18.49	26.95	<b>18.49</b>	1.74
8	3		2004	U12	(8)	PETERSON Lexie		HEM	BRS	18.53	18.82	<b>18.53</b>	1.78
9	1		2003	U12	(9)	NIGHTINGALE Lucy		HEM		19.55	20.91	<b>19.55</b>	2.80

## Did Not Start - Run 1 (3)

4		2004	U12		JONES Charlotte		TAL						
15		2004	U12		ROW Stella		VIK						
16		2003	U12		MAWSON Carys		WGC						

## Did Not Start - Run 2 (3)

4		2004	U12		JONES Charlotte		TAL						
15		2004	U12		ROW Stella		VIK						
16		2003	U12		MAWSON Carys		WGC						

## ++ Under 12 - Boys ++

1	30	20884	2003	U12	(1)	THOMPSON Joseph		NOR	ELI	15.43	14.24	<b>14.24</b>	
2	31	20748	2003	U12	(2)	DADE Tommy		NOR	AMB	14.66	14.43	<b>14.43</b>	0.19
3	25	21194	2003	U12	(3)	NEWTON Charlie		HEM	HEM	15.39	15.22	<b>15.22</b>	0.98
4	51		2003	U12	(4)	WILLIS James M		GRV	GRV SMK	15.94	15.46	<b>15.46</b>	1.22
5	24		2003	U12	(5)	BARTLETT Arthur		VIK		15.98	15.48	<b>15.48</b>	1.24
6	27	20264	2003	U12	(6)	REIDY Thomas		HEM	K--	16.06	15.71	<b>15.71</b>	1.47
7	29		2003	U12	(7)	MCANALLY Ewan		WGC		16.33	15.73	<b>15.73</b>	1.49
8	36		2003	U12	(8)	TURNER Alfie		HEM		15.78	16.28	<b>15.78</b>	1.54
9	52		2004	U12	(9)	METHERINGHAM Zachary		SMK		16.31	16.21	<b>16.21</b>	1.97
10	49		2003	U12	(10)	SMITH Alexander		SMK	HEM	16.53	16.43	<b>16.43</b>	2.19
11	37		2004	U12	(11)	B EGLIN Thomas		HEM		18.73	16.72	<b>16.72</b>	2.48
12	26	21491	2003	U12	(12)	FISHER Harvey		NOR	ELI	16.82	17.31	<b>16.82</b>	2.58
13	57		2004	U12	(13)	QUALTROUGH Joseph		HEM		16.94	17.01	<b>16.94</b>	2.70
14	56		2003	U12	(14)	WILLIAMS Elliot		WGC		18.22	17.90	<b>17.90</b>	3.66
15	44		2003	U12	(15)	SADLER Alfie		NOR		17.91	18.11	<b>17.91</b>	3.67
16	50		2004	U12	(16)	KERBYSON Alex		SMK		18.34	18.38	<b>18.34</b>	4.10
17	40		2004	U12	(17)	VLAISAVLJEVIC Max		HEM	HEM	19.51	18.70	<b>18.70</b>	4.46
18	39		2004	U12	(18)	SINCLAIR Charles		VIK			42.45	<b>42.45</b>	28.21

## Did Not Start - Run 1 (4)

21		2003	U12		KAPADIA Alex		HEM						
23		2003	U12		FAIRFULL Max		HEM						
33		2003	U12		TUBBS Charlie		TSN						
35		2003	U12		MCLAREN-TOSH Jack		HEM						

## Disqualified - Run 1 (1)

39		2004	U12		SINCLAIR Charles		VIK				42.45		
----	--	------	-----	--	------------------	-------------------------------------------------------------------------------------	-----	--	--	--	-------	--	--

## Did Not Start - Run 2 (4)

21		2003	U12		KAPADIA Alex		HEM						
23		2003	U12		FAIRFULL Max		HEM						
33		2003	U12		TUBBS Charlie		TSN						
35		2003	U12		MCLAREN-TOSH Jack		HEM						

## EASTERN REGION SNOWSPORTS ASSOCIATION 2014

## SMK "Team Evolution" Summer League

## Super GS - Female &amp; Male -

## Ranking

Rank	Bib.	RegNo	Year	Cat	(Rank)	Name	.....	Art	Sno	Run 1	Run 2	Time	Gap
<b>++ Under 14 - Girls ++</b>													
1	67	20496	2002	U14	(1)	SCRANAGE-HARRISON Elenor		HEM	HEM	14.79	14.20	<b>14.20</b>	
2	77	19001	2001	U14	(2)	GLASGOW Sarah		SMK		15.23	14.48	<b>14.48</b>	0.28
3	69	21355	2001	U14	(3)	TAPSELL Charlotte		HEM	CHT	14.60	14.49	<b>14.49</b>	0.29
4	90	19739	2002	U14	(4)	ROSE Rebecca		SMK		15.23	14.96	<b>14.96</b>	0.76
5	105	21441	2002	U14	(5)	ORCHARD Ellie		HEM	HEM	15.40	14.98	<b>14.98</b>	0.78
6	89	19770	2001	U14	(6)	COOPER Izabelle		SAS	BSA	15.75	15.39	<b>15.39</b>	1.19
7	66	20337	2001	U14	(7)	SKIPPER Megan		NOR	NOR	15.78	15.52	<b>15.52</b>	1.32
8	104		2001	U14	(8)	KERR Megan		SMK		17.66	17.09	<b>17.09</b>	2.89
9	98		2002	U14	(9)	NIGHTINGALE Jessica		SMK		18.19	18.28	<b>18.19</b>	3.99
10	96		2002	U14	(10)	SHELLEY Madeline		VIK		23.64	1:14.55	<b>23.64</b>	9.44

## Did Not Start - Run 1 (4)

84	20725	2002	U14		WARMINGTON Harriet		HEM	HEM					
93	20441	2002	U14		STEVENS Liliyella		HEM	HEM					
94		2002	U14		BLYTH Helena		HEM						
100		2001	U14		HANRAHAN Megan		HEM						

## Did Not Start - Run 2 (4)

84	20725	2002	U14		WARMINGTON Harriet		HEM	HEM					
93	20441	2002	U14		STEVENS Liliyella		HEM	HEM					
94		2002	U14		BLYTH Helena		HEM						
100		2001	U14		HANRAHAN Megan		HEM						

## ++ Under 14 - Boys ++

1	128		2001	U14	(1)	APPLETON Byron		HEM		13.82	13.50	<b>13.50</b>	
2	112	20687	2001	U14	(2)	TROUNG Aaron		VIK	AMB	14.03	13.73	<b>13.73</b>	0.23
3	124	20481	2001	U14	(3)	HUDSON Thomas		NOR	BSA	14.39	14.26	<b>14.26</b>	0.76
4	130	19855	2002	U14	(4)	BINGHAM Nicholas		ESX	SAS	14.31	42.28	<b>14.31</b>	0.81
5	142	21077	2001	U14	(5)	LEACH Charlie		HEM	AMB	14.37	14.55	<b>14.37</b>	0.87
6	163	21641	2002	U14	(6)	WARNER Hugo		HEM	HEM	15.23	15.49	<b>15.23</b>	1.73
7	143	20613	2001	U14	(7)	WILLIS James		SMK	SMK	15.25	15.27	<b>15.25</b>	1.75
8	153	18994	2001	U14	(8)	D'ARCY-NESBIT Hugo		SMK	SMK	15.33	15.29	<b>15.29</b>	1.79
9	174		2002	U14	(9)	ALDRED Samuel		GRV	GRV	15.59	15.33	<b>15.33</b>	1.83
10	140	20766	2001	U14	(10)	HUMPHREYS Charlie		HEM	TSN	15.43	15.57	<b>15.43</b>	1.93
11	145	19774	2002	U14	(11)	BARTON Dominic		HEM	SMK	15.63	15.51	<b>15.51</b>	2.01
12	152		2002	U14	(12)	YARROW Raffi		VIK		15.91	15.80	<b>15.80</b>	2.30
13	177		2001	U14	(13)	ROBERTS Jacob		SMK		16.03		<b>16.03</b>	2.53
14	171		2002	U14	(14)	VLAISAVLJEVIC Zak		HEM	HEM	17.02	17.68	<b>17.02</b>	3.52
15	169		2002	U14	(15)	HARDING Luke		ESX		18.28	17.85	<b>17.85</b>	4.35

## Did Not Start - Run 1 (2)

164	21501	2002	U14		LEACH Freddie		HEM	K--					
165		2002	U14		MICHAELS Joshua		HEM						

## Did Not Start - Run 2 (3)

164	21501	2002	U14		LEACH Freddie		HEM	K--					
165		2002	U14		MICHAELS Joshua		HEM						
177		2001	U14		ROBERTS Jacob		SMK			16.03			

## ++ Under 16 - Girls ++











1	75	19498	1999	U16	(1)	LILLYWHITE Alexandra		VIK	AMB	14.26	13.51	<b>13.51</b>	
2	71	20840	1999	U16	(2)	SNOW Elise		HEM	TEL	14.35	13.89	<b>13.89</b>	0.38
3	62	20599	2000	U16	(3)	SHERING Nicole		HEM	SAS	14.17	13.96	<b>13.96</b>	0.45

EASTERN REGION SNOWSPORTS ASSOCIATION 2014






SMK "Team Evolution" Summer League

Super GS - Female & Male -






Ranking

Rank	Bib.	RegNo	Year	Cat	(Rank)	Name	.....	Art	Sno	Run 1	Run 2	Time	Gap
4	88		1999	U16	(4)	PETERSON Amy		HEM	BRS	46.52	14.45	<b>14.45</b>	0.94
5	64		1999	U16	(5)	COOPER Lauren		SAS		14.57	14.53	<b>14.53</b>	1.02
6	79	20999	1999	U16	(6)	BARDER Beatrice		HEM	HEM	15.01	15.18	<b>15.01</b>	1.50
7	85		1999	U16	(7)	TUBBS Jessica		TSN		15.02	15.07	<b>15.02</b>	1.51
8	86		1999	U16	(8)	BLYTH Charlotte		HEM		15.46	15.27	<b>15.27</b>	1.76
9	76		2000	U16	(9)	WEBSTER Atlanta		NOR		16.00	15.58	<b>15.58</b>	2.07
10	91	21176	1999	U16	(10)	DAVIGHI Lucia		HEM	HEM	15.87	15.90	<b>15.87</b>	2.36
11	95		2000	U16	(11)	MCLEISH Alice		ESX		16.60	16.11	<b>16.11</b>	2.60
12	99		2000	U16	(12)	KELLETT Annelise		HEM		16.76	16.74	<b>16.74</b>	3.23
13	102		2000	U16	(13)	FISHER Charlotte		NOR	ELI	22.97	22.25	<b>22.25</b>	8.74












Did Not Start - Run 1 (5)

61	18318	2000	U16		KRAHELSKI Alicja		HEM	TEL					
65	19712	1999	U16		BOTY Carys		HEM	ELI					
74		1999	U16		DEAN Emily		HEM						
81	20439	2000	U16		STEVENS Annecy		HEM						
97		2000	U16		PARSONS Emily		HEM						

Did Not Start - Run 2 (5)

61	18318	2000	U16		KRAHELSKI Alicja		HEM	TEL					
65	19712	1999	U16		BOTY Carys		HEM	ELI					
74		1999	U16		DEAN Emily		HEM						
81	20439	2000	U16		STEVENS Annecy		HEM						
97		2000	U16		PARSONS Emily		HEM						

**++ Under 16 - Boys ++**

1	114	18258	1999	U16	(1)	DAVIES Finlay		HEM		13.59	13.44	<b>13.44</b>	
2	111	19854	1999	U16	(2)	BINGHAM Jonathan		ESX	SAS	13.74	13.69	<b>13.69</b>	0.25
3	134	20184	2000	U16	(3)	NEWTON William		HEM	HEM	14.28	14.07	<b>14.07</b>	0.63
4	132		1999	U16	(4)	COOPER Jordan		SAS		14.85	14.11	<b>14.11</b>	0.67
5	147		2000	U16	(5)	CLARKE Edward		HEM		14.91	14.53	<b>14.53</b>	1.09
6	139		2000	U16	(6)	BURNETT Cameron		WGC		15.04	14.64	<b>14.64</b>	1.20
7	146		1999	U16	(7)	DEWSON Oliver		NOR		15.02	15.21	<b>15.02</b>	1.58
8	137		1999	U16	(8)	CHILDS Lewis		WGC		15.62	15.03	<b>15.03</b>	1.59
9	178	18378	2000	U16	(9)	SOUTHALL Merrick		FLK	FLK BRO	15.55	15.08	<b>15.08</b>	1.64
9	149		2000	U16	(9)	TRUST Alexander		HEM		15.52	15.08	<b>15.08</b>	1.64
11	157		1999	U16	(11)	DE VILLIERS Nicholas		HEM		15.19	15.52	<b>15.19</b>	1.75
12	150		2000	U16	(12)	WARSOP Rowan		NOR	NOR	15.20	15.30	<b>15.20</b>	1.76
13	144		2000	U16	(13)	STEWART Oliver		NOR		15.46	15.89	<b>15.46</b>	2.02
14	148		1999	U16	(14)	HEARNEY Christopher		NOR		16.34	16.50	<b>16.34</b>	2.90
15	182	22056	2000	U16	(15)	SCHLOTE Harry		HEM	HEM	16.82	16.80	<b>16.80</b>	3.36
16	173		2000	U16	(16)	BURCHELL Billy		HEM	BRS	17.33	16.84	<b>16.84</b>	3.40
17	170		1999	U16	(17)	BURNETT Alex		WGC		17.41	17.25	<b>17.25</b>	3.81
18	179		2000	U16	(18)	MANNION Fynn		HEM		17.47	17.72	<b>17.47</b>	4.03

Did Not Start - Run 1 (2)

155		2000	U16		PRINGLE Angus		NOR						
167		1999	U16		MCLEISH James		ESX						

Did Not Start - Run 2 (2)

155		2000	U16		PRINGLE Angus		NOR						
167		1999	U16		MCLEISH James		ESX						

**++ Under 18 - Girls ++**



1	68	19160	1998	U18	(1)	HENDERSON Anna		HEM	K--	13.40	13.06	<b>13.06</b>	
2	72	19137	1998	U18	(2)	COOPER Yasmin		HEM	BSA	13.62	13.39	<b>13.39</b>	0.33

EASTERN REGION SNOWSPORTS ASSOCIATION 2014

SMK "Team Evolution" Summer League

Super GS - Female & Male -

Ranking

Rank	Bib.	RegNo	Year	Cat	(Rank)	Name	.....	Art	Sno	Run 1	Run 2	Time	Gap
3	63	20139	1997	U18	(3)	COE Megan		NOR		14.12	14.59	14.12	1.06
4	83	20360	1997	U18	(4)	BUCKLAND Amber		HEM	BSA	15.55	15.16	15.16	2.10

Did Not Start - Run 1 (3)

70		1997	U18			HANCOCK Maxine		SMK	SMK				
73		19773	1997	U18		CURTIS Marie		HEM	BSA				
82		20731	1998	U18		NEASHAM Grace		SMK					




Did Not Start - Run 2 (3)

70		1997	U18			HANCOCK Maxine		SMK	SMK				
73		19773	1997	U18		CURTIS Marie		HEM	BSA				
82		20731	1998	U18		NEASHAM Grace		SMK					




**++ Under 18 - Boys ++**

1	121	19639	1998	U18	(1)	BARTON Daniel		HEM	SMK	13.42	13.16	13.16	
2	117	19713	1997	U18	(2)	BOTY Harry		HEM	ELI	13.65	13.59	13.59	0.43
3	176	17932	1997	U18	(3)	SOUTHALL Frazer	FLK	FLK	BRO	14.02	13.84	13.84	0.68
4	131	17977	1997	U18	(4)	SCHOFIELD Connor		HEM		14.83	14.45	14.45	1.29
5	172		1997	U18	(5)	HEWITT-ALLARD Theodore		NOR		14.87	14.68	14.68	1.52
6	156		1998	U18	(6)	MARSHALL Stuart		SMK		15.93	15.32	15.32	2.16
7	138		1997	U18	(7)	STEWART Harry		NOR		15.87	15.78	15.78	2.62

Did Not Start - Run 1 (3)

118		19702	1998	U18		WEBB Jamie		SMK	SMK				
120		18661	1997	U18		WARMINGTON Richard		HEM	HEM				
127		20714	1998	U18		VANBECK Robert		SMK					







Did Not Start - Run 2 (3)

118		19702	1998	U18		WEBB Jamie		SMK	SMK				
120		18661	1997	U18		WARMINGTON Richard		HEM	HEM				
127		20714	1998	U18		VANBECK Robert		SMK					

**++ Under 21 - Ladies ++**

1	78		1996	U21	(1)	SELT Molly		VIK		15.79	15.56	15.56	
---	----	--	------	-----	-----	------------	-------------------------------------------------------------------------------------	-----	--	-------	-------	-------	--

**++ Under 21 - Men ++**

1	125	19005	1995	U21	(1)	NORRIS Kieran		HEM	AMB	13.14	12.75	12.75	
2	116	21159	1995	U21	(2)	KEANE Joshua		HEM	SMK	13.60	13.03	13.03	0.28
3	122	31117	1994	U21	(3)	GLASGOW Peter		SMK	SSC	13.46	13.06	13.06	0.31
4	115	19691	1996	U21	(4)	REIDY Luca		HEM	K--	13.56	13.13	13.13	0.38
5	135		1994	U21	(5)	WELLS Oliver		HEM		13.91	13.34	13.34	0.59
6	181		1995	U21	(6)	HANCOCK Karl		SMK		14.81	15.16	14.81	2.06

**++ Seniors/Masters 1 Ladies ++**

1	103	12570	1991	SM1	(1)	ALLDRIDGE Amanda		SMK	SPR	13.78	13.20	13.20	
2	101		1984	SM1	(2)	EDWARDS Donna		VIK		27.31	24.43	24.43	11.23

Rank	Bib.	RegNo	Year	Cat	(Rank)	Name	.....	Art	Sno	Run 1	Run 2	Time	Gap
------	------	-------	------	-----	--------	------	-------	-----	-----	-------	-------	------	-----


**++ Seniors/Masters 1 Men ++**

1	183		1986	SM1	(1)	BENNETT James		HEM		12.74	12.59	<b>12.59</b>	
2	119	17467	1993	SM1	(2)	TREBILCOCK Robert		HEM	HEM	12.98	12.64	<b>12.64</b>	0.05
3	175	12571	1988	SM1	(3)	ALLDRIDGE James		SMK	SPR	13.04	13.39	<b>13.04</b>	0.45
4	166		1975	SM1	(4)	ROBERTSHAW Gavin		SMK		15.26	15.14	<b>15.14</b>	2.55
5	159		1978	SM1	(5)	GREEN Stuart		HEM	HEM	15.47	15.31	<b>15.31</b>	2.72
6	151		1987	SM1	(6)	BELLAMY Edward		NOR		16.53	16.69	<b>16.53</b>	3.94

**Did Not Start - Run 1 (1)**

123	10812	1984	SM1		HUNT Georgie		HEM	EVO					
-----	-------	------	-----	--	--------------	-----------------------------------------------------------------------------------	-----	-----	--	--	--	--	--

**Did Not Start - Run 2 (1)**

123	10812	1984	SM1		HUNT Georgie		HEM	EVO					
-----	-------	------	-----	--	--------------	-----------------------------------------------------------------------------------	-----	-----	--	--	--	--	--

**++ Masters 2/ Masters 3 Ladies ++**

1	92		1974	M23	(1)	TUTT Anna		HEM		17.62	17.86	<b>17.62</b>	
---	----	--	------	-----	-----	-----------	-----------------------------------------------------------------------------------	-----	--	-------	-------	--------------	--











**Did Not Start - Run 1 (2)**

80		1968	M23		STEVENS Holly		HEM						
87		1953	M23		HEAGUE Veronica		SMK						

**Did Not Start - Run 2 (2)**

80		1968	M23		STEVENS Holly		HEM						
87		1953	M23		HEAGUE Veronica		SMK						


**++ Masters 2/ Masters 3 Men++**

1	126		1973	M23	(1)	YARROW Tristan		VIK	VIK	13.54	13.22	<b>13.22</b>	
2	113	19135	1961	M23	(2)	NORRIS John		HEM	SAS	14.25	13.47	<b>13.47</b>	0.25
3	180	20284	1966	M23	(3)	CORMACK Callum		HEM	SMK	14.00	13.59	<b>13.59</b>	0.37
4	141		1960	M23	(4)	NIGHTINGALE Neal		SMK		13.95		<b>13.95</b>	0.73
5	136	13217	1968	M23	(5)	SHARP Anthony		HEM		14.43	14.47	<b>14.43</b>	1.21
6	184		1965	M23	(6)	LYONS Alan		HEM		14.89	14.68	<b>14.68</b>	1.46
7	133		1960	M23	(7)	OHSTEN Ben		NOR		15.70	15.33	<b>15.33</b>	2.11
8	161		1960	M23	(8)	THOMAS Pat		HEM		15.93	15.54	<b>15.54</b>	2.32
9	160		1964	M23	(9)	HANCOCK Dave		SMK	SMK	16.01	15.99	<b>15.99</b>	2.77
10	154		1971	M23	(10)	ARLOTT Martin		HEM		16.14	16.02	<b>16.02</b>	2.80
11	158	19335	1964	M23	(11)	MROZ Jaroslaw		ESX	DHO	16.74	16.21	<b>16.21</b>	2.99
12	162		1955	M23	(12)	DANBURY Mike		WGC		16.99	17.00	<b>16.99</b>	3.77

**Did Not Start - Run 1 (2)**

129		1971	M23		GARLICK Tim		SMK						
168	8713	1959	M23		CLARKE Christopher		HEM	SAS					

**Did Not Start - Run 2 (3)**

129		1971	M23		GARLICK Tim		SMK						
141		1960	M23		NIGHTINGALE Neal		SMK		13.95				
168	8713	1959	M23		CLARKE Christopher		HEM	SAS					