

## EASTERN REGION SNOWSPORTS ASSOCIATION 2014

### SMK "Team Evolution" Summer League


#### Special Slalom - Female & Male (U12,s)

#### ERSA Summer League - Final Ranking - Points



Rank	Bib.	RegNo	Year	Cat	(Rank)	Name	Club	Art	Sno	Run 1	Run 2	Time	Points	Perf
------	------	-------	------	-----	--------	------	------	-----	-----	-------	-------	------	--------	------

#### ++ Under 08 - Girls ++

1	11		2007	U08	(1)	TUTT Holly		HEM		21.35	* 21.11	<b>21.11</b>	101.11	- 19.93
---	----	--	------	-----	-----	------------	---	-----	--	-------	---------	--------------	--------	---------













#### ++ Under 08 - Boys ++

1	41		2007	U08	(1)	SMITH Bradley		VIK		* 21.21	21.60	<b>21.21</b>	250.30	- 28.19
2	54		2008	U08	(2)	READ Barney		SMK	HEM	* 24.05	1:16.00	<b>24.05</b>	366.83	-
3	48		2008	U08	(3)	STEVENS Brook		HEM	HEM	31.03	* 27.87	<b>27.87</b>	523.57	-

#### ++ Under 10 - Girls ++

1	8		2005	U10	(1)	BARTLETT Honor		VIK		* 18.37	18.45	<b>18.37</b>	7.52	- 31.56
2	13	20440	2005	U10	(2)	STEVENS Cordelia		HEM		* 20.37	20.63	<b>20.37</b>	75.83	- 26.86
3	7		2006	U10	(3)	BLACKWELL Lucy		TAL		22.21	* 21.34	<b>21.34</b>	108.97	- 22.93
4	19		2006	U10	(4)	QUALTROUGH Sofia		HEM		23.74	* 22.27	<b>22.27</b>	140.74	-
5	12		2005	U10	(5)	ARLOTT Holly		HEM		23.67	* 23.38	<b>23.38</b>	178.66	+ 12.95
6	18		2006	U10	(6)	PAINTER Beatrice		SMK		26.19	* 25.30	<b>25.30</b>	244.24	-

#### == Under 10 - Boys ++

1	53		2005	U10	(1)	STANWAY Kayne		SMK		* 16.91	17.43	<b>16.91</b>	73.86	-
2	34	21604	2005	U10	(2)	OGDEN Alexander		NOR	ELI	18.10	* 17.35	<b>17.35</b>	91.91	+ 18.31
3	22		2005	U10	(3)	PARKER Travis		NOR		18.89	* 17.49	<b>17.49</b>	97.66	- 13.08
4	28		2006	U10	(4)	DADE Jake		NOR		18.72	* 18.37	<b>18.37</b>	133.77	- 10.14
5	38		2006	U10	(5)	SINCLAIR Laurence		VIK		* 19.15	19.39	<b>19.15</b>	165.77	- 26.91
6	42		2005	U10	(6)	LOUTH Oscar		HEM		* 19.19	19.99	<b>19.19</b>	167.41	- 120.64
7	55		2005	U10	(7)	MILLS Lawrence		SMK		* 19.45	21.07	<b>19.45</b>	178.08	-
8	32		2006	U10	(8)	SMITH Ben		VIK		* 20.56	21.83	<b>20.56</b>	223.63	+ 77.50
9	47		2006	U10	(9)	READ Freddie		SMK	HEM	24.38	* 23.19	<b>23.19</b>	331.54	-
10	46		2006	U10	(10)	WARNER Theo		HEM	HEM	28.54	* 24.07	<b>24.07</b>	367.65	-
11	45		2005	U10	(11)	SHELLY Jack		VIK		27.73	* 27.12	<b>27.12</b>	492.80	+ 14.21
12	43		2006	U10	(12)	WEST Jamie		VIK		* 27.21	27.53	<b>27.21</b>	496.49	+ 148.51

#### ++ Under 12 - Girls ++









1	2	20998	2003	U12	(1)	BARDER Katie		HEM	HEM	18.46	* 18.15	<b>18.15</b>	0.00	- 97.82
2	10		2004	U12	(2)	TRUST Emma		HEM		* 18.88	19.22	<b>18.88</b>	24.94	- 57.77

EASTERN REGION SNOWSPORTS ASSOCIATION 2014

SMK "Team Evolution" Summer League

Special Slalom - Female & Male (U12,s)

ERSA Summer League - Final Ranking - Points

Rank	Bib.	RegNo	Year	Cat	(Rank)	Name	Club	Art	Sno	Run 1	Run 2	Time	Points	Perf
3	17		2004	U12	(3)	GIBSON Sophie		HEM		19.55 *	19.23	<b>19.23</b>	36.89	-
4	14		2003	U12	(4)	MCLEISH Emily		ESX		20.03 *	19.47	<b>19.47</b>	45.09	- 43.49
5	5		2003	U12	(5)	THOMAS Sophie		HEM		20.67 *	19.81	<b>19.81</b>	56.71	- 84.39
6	3		2004	U12	(6)	PETERSON Lexie		HEM	BRS	* 19.82	20.34	<b>19.82</b>	57.05	- 53.29
7	9		2003	U12	(7)	SHELLEY Annie		VIK		20.95 *	20.94	<b>20.94</b>	95.31	+ 79.03
8	6		2003	U12	(8)	WEST Sophie		VIK		* 20.96	21.25	<b>20.96</b>	95.99	+ 56.96
9	1		2003	U12	(9)	NIGHTINGALE Lucy		HEM		23.86 *	22.48	<b>22.48</b>	147.91	- 98.71
10	4		2004	U12	(10)	JONES Charlotte		TAL		* 24.91	32.37	<b>24.91</b>	230.92	+ 6.93

Did Not Start - Run 1 (2)

15			2004	U12		ROW Stella		VIK						
16			2003	U12		MAWSON Carys		WGC						





Did Not Start - Run 2 (2)

15			2004	U12		ROW Stella		VIK						
16			2003	U12		MAWSON Carys		WGC						


**++ Under 12 - Boys ++**

1	31	20748	2003	U12	(1)	DADE Tommy		NOR	AMB	* 15.11	15.31	<b>15.11</b>	0.00	+ 15.20
2	30	20884	2003	U12	(2)	THOMPSON Joseph		NOR	ELI	* 15.67	15.68	<b>15.67</b>	22.98	+ 26.93
3	25	21194	2003	U12	(3)	NEWTON Charlie		HEM	HEM	* 16.46	17.21	<b>16.46</b>	55.39	- 10.87
4	27	20264	2003	U12	(4)	REIDY Thomas		HEM	K--	* 16.52	16.86	<b>16.52</b>	57.86	- 15.90
5	52		2004	U12	(5)	METHERINGHAM Zachary		SMK		17.07 *	17.01	<b>17.01</b>	77.96	-
6	51		2003	U12	(6)	WILLIS James M		GRV	SMK		* 17.03	<b>17.03</b>	78.78	-
7	36		2003	U12	(7)	TURNER Alfie		HEM			* 17.21	<b>17.21</b>	86.17	- 75.82
8	24		2003	U12	(8)	BARTLETT Arthur		VIK		* 17.26	17.93	<b>17.26</b>	88.22	- 38.35
9	49		2003	U12	(9)	SMITH Alexander		SMK	HEM	18.26 *	17.69	<b>17.69</b>	105.86	-
10	29		2003	U12	(10)	MCANALLY Ewan		WGC		18.44 *	18.20	<b>18.20</b>	126.79	- 5.13
11	57		2004	U12	(11)	QUALTROUGH Joseph		HEM		19.15 *	18.42	<b>18.42</b>	135.82	-
12	37		2004	U12	(12)	B EGLIN Thomas		HEM		* 18.48	18.79	<b>18.48</b>	138.28	- 30.01
13	26	21491	2003	U12	(13)	FISHER Harvey		NOR	ELI	20.59 *	19.21	<b>19.21</b>	168.23	+ 8.06
14	56		2003	U12	(14)	WILLIAMS Elliot		WGC		20.22 *	19.63	<b>19.63</b>	185.47	-
15	39		2004	U12	(15)	SINCLAIR Charles		VIK		* 20.45	20.88	<b>20.45</b>	219.11	- 18.00
16	40		2004	U12	(16)	VLAISAVLJEVIC Max		HEM	HEM	* 20.58	21.04	<b>20.58</b>	224.45	- 34.34
17	50		2004	U12	(17)	KERBYSON Alex		SMK		21.84 *	21.39	<b>21.39</b>	257.68	-
18	44		2003	U12	(18)	SADLER Alfie		NOR		* 22.55	22.72	<b>22.55</b>	305.28	- 136.28

Did Not Start - Run 1 (4)

21			2003	U12		KAPADIA Alex		HEM						
23			2003	U12		FAIRFULL Max		HEM						
33			2003	U12		TUBBS Charlie		TSN						
35			2003	U12		MCLAREN-TOSH Jack		HEM						

Did Not Finish - Run 1 (1)

51			2003	U12		WILLIS James M		GRV	SMK		* 17.03			
----	--	--	------	-----	--	----------------	---	-----	-----	--	---------	--	--	--

Disqualified - Run 1 (1)

36			2003	U12		TURNER Alfie		HEM			* 17.21			
----	--	--	------	-----	--	--------------	---	-----	--	--	---------	--	--	--

Did Not Start - Run 2 (4)



21			2003	U12		KAPADIA Alex		HEM						
23			2003	U12		FAIRFULL Max		HEM						

EASTERN REGION SNOWSPORTS ASSOCIATION 2014

SMK "Team Evolution" Summer League

Special Slalom - Female & Male (U12,s)

ERSA Summer League - Final Ranking - Points

Rank	Bib.	RegNo	Year	Cat	(Rank) Name	Club	Art	Sno	Run 1	Run 2	Time	Points	Perf
	33		2003	U12	TUBBS Charlie		TSN						
	35		2003	U12	MCLAREN-TOSH Jack		HEM						

**++ Under 14 - Boys ++**

Disqualified - Run 1 (1)

	174		2002	U14	ALDRED Samuel		GRV						
--	-----	--	------	-----	---------------	---	-----	--	--	--	--	--	--

Disqualified - Run 2 (1)

	174		2002	U14	ALDRED Samuel		GRV						
--	-----	--	------	-----	---------------	---	-----	--	--	--	--	--	--













## EASTERN REGION SNOWSPORTS ASSOCIATION 2014

### SMK "Team Evolution" Summer League

#### Special Slalom - Female & Male

#### ERSA Summer League - Final Ranking - Points



Rank	Bib.	RegNo	Year	Cat	(Rank)	Name	Club	Art	Sno	Run 1	Run 2	Time	Points	Perf
<b>++ Under 14 - Girls ++</b>														
1	69	21355	2001	U14	(1)	TAPSELL Charlotte		HEM	CHT	* 16.16	16.96	<b>16.16</b>	92.10	+ 24.54
2	77	19001	2001	U14	(2)	GLASGOW Sarah		SMK	AMB	16.69	* 16.27	<b>16.27</b>	96.94	- 12.75
3	67	20496	2002	U14	(3)	SCRANAGE-HARRISON Elenor		HEM	HEM	* 16.52	16.82	<b>16.52</b>	107.96	+ 23.61
4	89	19770	2001	U14	(4)	COOPER Izabelle		SAS	BSA	17.87	* 17.37	<b>17.37</b>	145.42	- 41.59
5	66	20337	2001	U14	(5)	SKIPPER Megan		NOR	NOR	* 17.83	18.08	<b>17.83</b>	165.69	+ 95.51
6	105	21441	2002	U14	(6)	ORCHARD Ellie		HEM	HEM	* 17.98	18.39	<b>17.98</b>	172.30	-
7	90	19739	2002	U14	(7)	ROSE Rebecca		SMK		* 18.33	20.16	<b>18.33</b>	187.72	- 22.38
8	84	20725	2002	U14	(8)	WARMINGTON Harriet		HEM	HEM	18.64	* 18.52	<b>18.52</b>	196.09	+ 45.70
9	93	20441	2002	U14	(9)	STEVENS Lilyella		HEM	HEM	* 18.85	19.88	<b>18.85</b>	210.63	- 15.37
10	104		2001	U14	(10)	KERR Megan		SMK		19.62	* 19.60	<b>19.60</b>	243.68	-
11	98		2002	U14	(11)	NIGHTINGALE Jessica		SMK		21.30	* 21.09	<b>21.09</b>	309.34	- 20.24
12	96		2002	U14	(12)	SHELLEY Madeline		VIK		* 25.17	30.40	<b>25.17</b>	489.13	+ 213.93

#### Did Not Start - Run 1 (2)

94		2002	U14			BLYTH Helena		HEM						
100		2001	U14			HANRAHAN Megan		HEM						

#### Did Not Start - Run 2 (2)

94		2002	U14			BLYTH Helena		HEM						
100		2001	U14			HANRAHAN Megan		HEM						

#### ++ Under 14 - Boys ++

1	128		2001	U14	(1)	APPLETON Byron		HEM		* 14.46	14.80	<b>14.46</b>	94.93	+ 7.56
2	112	20687	2001	U14	(2)	TROUNG Aaron		VIK	AMB	14.76	* 14.51	<b>14.51</b>	97.40	+ 72.53
3	124	20481	2001	U14	(3)	HUDSON Thomas		NOR	BSA	15.00	* 14.93	<b>14.93</b>	118.17	+ 71.36
4	130	19855	2002	U14	(4)	BINGHAM Nicholas		ESX	SAS		* 15.26	<b>15.26</b>	134.48	+ 36.09
5	142	21077	2001	U14	(5)	LEACH Charlie		HEM	AMB	15.58	* 15.28	<b>15.28</b>	135.47	- 14.38
6	143	20613	2001	U14	(6)	WILLIS James		SMK	SMK	16.36	* 16.01	<b>16.01</b>	171.56	+ 18.64
7	153	18994	2001	U14	(7)	D'ARCY-NESBIT Hugo		SMK	SMK	* 16.19	16.69	<b>16.19</b>	180.46	- 16.01
8	140	20766	2001	U14	(8)	HUMPHREYS Charlie		HEM	TSN	21.45	* 16.28	<b>16.28</b>	184.91	+ 37.38
9	145	19774	2002	U14	(9)	BARTON Dominic		HEM	SMK	16.95	* 16.58	<b>16.58</b>	199.74	+ 31.84
10	163	21641	2002	U14	(10)	WARNER Hugo		HEM	HEM	17.07	* 16.76	<b>16.76</b>	208.64	- 55.45
11	152		2002	U14	(11)	YARROW Raffi		VIK		17.74	* 17.22	<b>17.22</b>	231.39	+ 35.18
12	177		2001	U14	(12)	ROBERTS Jacob		SMK		18.48	* 18.21	<b>18.21</b>	280.33	-
13	171		2002	U14	(13)	VLAISAVLJEVIC Zak		HEM	HEM	20.31	* 19.79	<b>19.79</b>	358.45	- 29.27
14	169		2002	U14	(14)	HARDING Luke		ESX		21.73	* 20.09	<b>20.09</b>	373.29	+ 46.98

#### Did Not Start - Run 1 (3)

164		21501	2002	U14		LEACH Freddie		HEM	K--					
-----	--	-------	------	-----	--	---------------	---	-----	-----	--	--	--	--	--

EASTERN REGION SNOWSPORTS ASSOCIATION 2014

SMK "Team Evolution" Summer League

Special Slalom - Female & Male

ERSA Summer League - Final Ranking - Points

Rank	Bib.	RegNo	Year	Cat	(Rank)	Name	Club	Art	Sno	Run 1	Run 2	Time	Points	Perf
	165		2002	U14		MICHAELS Joshua		HEM						
	174		2002	U14		ALDRED Samuel	GRV	GRV						

Disqualified - Run 1 (1)

	130	19855	2002	U14		BINGHAM Nicholas		ESX	SAS			* 15.26		
--	-----	-------	------	-----	--	------------------	--	-----	-----	--	--	---------	--	--

Did Not Start - Run 2 (3)

	164	21501	2002	U14		LEACH Freddie		HEM	K--					
	165		2002	U14		MICHAELS Joshua		HEM						
	174		2002	U14		ALDRED Samuel	GRV	GRV						

**++ Under 16 - Girls ++**

1	71	20840	1999	U16	(1)	SNOW Elise		HEM	TEL	15.23	* 14.96	<b>14.96</b>	39.22	+ 18.63
2	61	18318	2000	U16	(2)	KRAHELSKI Alicja		HEM	TEL	15.26	* 14.98	<b>14.98</b>	40.10	+ 23.90
3	75	19498	1999	U16	(3)	LILLYWHITE Alexandra		VIK	AMB	15.46	* 15.03	<b>15.03</b>	42.30	+ 15.74
4	62	20599	2000	U16	(4)	SHERING Nicole		HEM	SAS	15.45	* 15.06	<b>15.06</b>	43.62	+ 33.51
5	64		1999	U16	(5)	COOPER Lauren		SAS		16.66	* 16.09	<b>16.09</b>	89.01	+ 12.82
6	65	19712	1999	U16	(6)	BOTY Carys		HEM	ELI	* 16.10		<b>16.10</b>	89.45	+ 40.96
7	88		1999	U16	(7)	PETERSON Amy		HEM	BRS	16.88	* 16.38	<b>16.38</b>	101.79	- 62.13
8	79	20999	1999	U16	(8)	BARDER Beatrice		HEM	HEM	16.67	* 16.49	<b>16.49</b>	106.64	- 13.97
9	74		1999	U16	(9)	DEAN Emily		HEM		* 16.85	17.17	<b>16.85</b>	122.50	+ 50.18
10	81	20439	2000	U16	(10)	STEVENS Annecy		HEM		* 17.08	18.49	<b>17.08</b>	132.64	+ 2.69
11	85		1999	U16	(11)	TUBBS Jessica		TSN		* 17.61	18.00	<b>17.61</b>	155.99	- 2.73
12	91	21176	1999	U16	(12)	DAVIGHI Lucia		HEM	HEM	* 18.55	18.74	<b>18.55</b>	197.41	- 17.31
13	76		2000	U16	(13)	WEBSTER Atlanta		NOR		18.78	* 18.66	<b>18.66</b>	202.26	+ 96.38
14	86		1999	U16	(14)	BLYTH Charlotte		HEM		* 18.94	20.10	<b>18.94</b>	214.60	+ 54.90
15	95		2000	U16	(15)	MCLEISH Alice		ESX		20.68	* 20.66	<b>20.66</b>	290.39	+ 29.03
16	99		2000	U16	(16)	KELLETT Annelise		HEM		21.55	* 20.89	<b>20.89</b>	300.53	- 45.79
17	97		2000	U16	(17)	PARSONS Emily		HEM		22.37	* 21.41	<b>21.41</b>	323.44	+ 11.75
18	102		2000	U16	(18)	FISHER Charlotte		NOR	ELI	25.88	* 24.93	<b>24.93</b>	478.55	- 219.41

Disqualified - Run 2 (1)

	65	19712	1999	U16		BOTY Carys		HEM	ELI	* 16.10				
--	----	-------	------	-----	--	------------	--	-----	-----	---------	--	--	--	--

**++ Under 16 - Boys ++**

1	114	18258	1999	U16	(1)	DAVIES Finlay		HEM		* 13.45	13.83	<b>13.45</b>	44.99	- 3.77
2	111	19854	1999	U16	(2)	BINGHAM Jonathan		ESX	SAS	* 14.05	14.72	<b>14.05</b>	74.66	+ 40.93
3	134	20184	2000	U16	(3)	NEWTON William		HEM	HEM	* 14.78	14.83	<b>14.78</b>	110.75	+ 4.50
4	132		1999	U16	(4)	COOPER Jordan		SAS			* 15.26	<b>15.26</b>	134.48	+ 29.85
5	147		2000	U16	(5)	CLARKE Edward		HEM		* 15.62	15.74	<b>15.62</b>	152.28	- 17.86
6	178	18378	2000	U16	(6)	SOUTHALL Merrick	FLK	FLK	BRO	16.24	* 15.74	<b>15.74</b>	158.21	-
7	146		1999	U16	(7)	DEWSON Oliver		NOR		16.64	* 16.59	<b>16.59</b>	200.24	+ 31.29
8	150		2000	U16	(8)	WARSOP Rowan		NOR	NOR	16.78	* 16.64	<b>16.64</b>	202.71	+ 18.42
9	139		2000	U16	(9)	BURNETT Cameron		WGC			* 16.72	<b>16.72</b>	206.67	+ 63.22
10	149		2000	U16	(10)	TRUST Alexander		HEM		17.25	* 16.75	<b>16.75</b>	208.15	+ 25.99
11	144		2000	U16	(11)	STEWART Oliver		NOR		* 16.82	17.16	<b>16.82</b>	211.61	+ 46.87
12	137		1999	U16	(12)	CHILDS Lewis		WGC		16.84	* 16.83	<b>16.83</b>	212.11	+ 95.46
13	148		1999	U16	(13)	HEARNEY Christopher		NOR		17.27	* 17.15	<b>17.15</b>	227.93	+ 51.93
14	157		1999	U16	(14)	DE VILLIERS Nicholas		HEM		18.28	* 17.86	<b>17.86</b>	263.03	+ 33.24
15	173		2000	U16	(15)	BURCHELL Billy		HEM	BRS	19.90	* 18.07	<b>18.07</b>	273.41	-
16	182	22056	2000	U16	(16)	SCHLOTE Harry		HEM	HEM	18.88	* 18.21	<b>18.21</b>	280.33	-





## EASTERN REGION SNOWSPORTS ASSOCIATION 2014

## SMK "Team Evolution" Summer League

## Special Slalom - Female &amp; Male

## ERSA Summer League - Final Ranking - Points

Rank	Bib.	RegNo	Year	Cat	(Rank)	Name	Club	Art	Sno	Run 1	Run 2	Time	Points	Perf
17	179		2000	U16	(17)	MANNION Fynn		HEM		19.44	* 19.36	<b>19.36</b>	337.19	-
18	170		1999	U16	(18)	BURNETT Alex		WGC		20.07	* 19.85	<b>19.85</b>	361.42	+ 13.57

## Did Not Start - Run 1 (2)

	155		2000	U16		PRINGLE Angus		NOR						
	167		1999	U16		MCLEISH James		ESX						

## Did Not Finish - Run 1 (1)

	132		1999	U16		COOPER Jordan		SAS			* 15.26			
--	-----	--	------	-----	--	---------------	---	-----	--	--	---------	--	--	--

## Disqualified - Run 1 (1)

	139		2000	U16		BURNETT Cameron		WGC			* 16.72			
--	-----	--	------	-----	--	-----------------	---	-----	--	--	---------	--	--	--

## Did Not Start - Run 2 (2)

	155		2000	U16		PRINGLE Angus		NOR						
	167		1999	U16		MCLEISH James		ESX						

## ++ Under 18 - Girls ++

1	68	19160	1998	U18	(1)	HENDERSON Anna		HEM	K--	14.28	* 14.07	<b>14.07</b>	0.00	- 49.58
2	72	19137	1998	U18	(2)	COOPER Yasmin		HEM	BSA	* 14.33	14.35	<b>14.33</b>	11.46	+ 0.00
3	63	20139	1997	U18	(3)	COE Megan		NOR		16.50	* 15.53	<b>15.53</b>	64.34	+ 52.97
4	73	19773	1997	U18	(4)	CURTIS Marie		HEM	BSA	* 15.67	15.73	<b>15.67</b>	70.50	+ 17.84
5	70		1997	U18	(5)	HANCOCK Maxine		SMK	SMK	16.46	* 16.13	<b>16.13</b>	90.77	+ 6.04
6	82	20731	1998	U18	(6)	NEASHAM Grace		SMK		* 16.41	16.80	<b>16.41</b>	103.11	- 28.40
7	83	20360	1997	U18	(7)	BUCKLAND Amber		HEM	BSA	* 18.47	18.68	<b>18.47</b>	193.89	+ 51.13

## ++ Under 18 - Boys ++

1	121	19639	1998	U18	(1)	BARTON Daniel		HEM	SMK	13.65	* 13.52	<b>13.52</b>	48.45	+ 28.51
2	176	17932	1997	U18	(2)	SOUTHALL Frazer		FLK	BRO	14.16	* 13.68	<b>13.68</b>	56.36	-
3	120	18661	1997	U18	(3)	WARMINGTON Richard		HEM	HEM	14.39	* 13.91	<b>13.91</b>	67.74	+ 30.83
4	117	19713	1997	U18	(4)	BOTY Harry		HEM	ELI	14.42	* 14.20	<b>14.20</b>	82.07	+ 35.09
5	127	20714	1998	U18	(5)	VANBECK Robert		SMK		* 14.21		<b>14.21</b>	82.57	- 2.96
6	118	19702	1998	U18	(6)	WEBB Jamie		SMK	SMK	14.97	* 14.51	<b>14.51</b>	97.40	+ 18.51
7	131	17977	1997	U18	(7)	SCHOFIELD Connor		HEM		* 15.83	15.94	<b>15.83</b>	162.66	+ 60.90
8	156		1998	U18	(8)	MARSHALL Stuart		SMK		* 16.95	19.44	<b>16.95</b>	218.04	- 10.30
9	172		1997	U18	(9)	HEWITT-ALLARD Theodore		NOR		17.72	* 17.00	<b>17.00</b>	220.51	- 680.92
10	138		1997	U18	(10)	STEWART Harry		NOR		* 17.15	17.18	<b>17.15</b>	227.93	+ 93.34

## Disqualified - Run 2 (1)

	127	20714	1998	U18		VANBECK Robert		SMK		* 14.21				
--	-----	-------	------	-----	--	----------------	---	-----	--	---------	--	--	--	--

## ++ Under 21 - Ladies ++

1	78		1996	U21	(1)	SELT Molly		VIK		* 17.99	18.59	<b>17.99</b>	172.74	+ 54.07
---	----	--	------	-----	-----	------------	---	-----	--	---------	-------	--------------	--------	---------

## ++ Under 21 - Men ++

1	125	19005	1995	U21	(1)	NORRIS Kieran		HEM	AMB	13.07	* 12.90	<b>12.90</b>	17.80	+ 5.17
---	-----	-------	------	-----	-----	---------------	---	-----	-----	-------	---------	--------------	-------	--------

## EASTERN REGION SNOWSPORTS ASSOCIATION 2014

## SMK "Team Evolution" Summer League

## Special Slalom - Female &amp; Male

## ERSA Summer League - Final Ranking - Points

Rank	Bib.	RegNo	Year	Cat	(Rank)	Name	Club	Art	Sno	Run 1	Run 2	Time	Points	Perf
2	122	31117	1994	U21	(2)	GLASGOW Peter	SKM	SMK	SSC	* 13.27	13.58	<b>13.27</b>	36.09	+ 5.14
3	116	21159	1995	U21	(3)	KEANE Joshua		HEM	SMK	14.32	* 13.60	<b>13.60</b>	52.41	+ 16.97
4	115	19691	1996	U21	(4)	REIDY Luca		HEM	K--	* 13.97	14.32	<b>13.97</b>	70.70	+ 28.43
5	135		1994	U21	(5)	WELLS Oliver		HEM		14.83	* 14.53	<b>14.53</b>	98.39	- 10.91
6	181		1995	U21	(6)	HANCOCK Karl		SMK		15.92	* 15.42	<b>15.42</b>	142.39	-

## ++ Seniors/Masters 1 Ladies ++

1	103	12570	1991	SM1	(1)	ALLDRIDGE Amanda		SMK	SPR		* 14.59	<b>14.59</b>	22.91	-
2	101		1984	SM1	(2)	EDWARDS Donna		VIK		32.48	* 28.41	<b>28.41</b>	631.90	+ 91.81

## Disqualified - Run 1 (1)

	103	12570	1991	SM1		ALLDRIDGE Amanda		SMK	SPR		* 14.59			
--	-----	-------	------	-----	--	------------------	---	-----	-----	--	---------	--	--	--















## ++ Seniors/Masters 1 Men ++

1	123	10812	1984	SM1	(1)	HUNT Georgie		HEM	EVO	12.82	* 12.54	<b>12.54</b>	0.00	+ 18.97
2	183		1986	SM1	(2)	BENNETT James		HEM		13.18	* 13.00	<b>13.00</b>	22.74	-
3	119	17467	1993	SM1	(3)	TREBILCOCK Robert		HEM	HEM	* 13.05	13.75	<b>13.05</b>	25.22	+ 2.95
4	175	12571	1988	SM1	(4)	ALLDRIDGE James		SMK	SPR	13.81	* 13.32	<b>13.32</b>	38.56	-
5	166		1975	SM1	(5)	ROBERTSHAW Gavin		SMK		16.74	* 16.36	<b>16.36</b>	188.87	- 106.09
6	159		1978	SM1	(6)	GREEN Stuart		HEM	HEM	17.76	* 17.28	<b>17.28</b>	234.35	- 7.54
7	151		1987	SM1	(7)	BELLAMY Edward		NOR		19.79	* 18.44	<b>18.44</b>	291.71	+ 102.50

## ++ Masters 2/ Masters 3 Ladies ++

1	87		1953	M23	(1)	HEAGUE Veronica		SMK		* 17.87	18.29	<b>17.87</b>	167.45	+ 7.29
2	80		1968	M23	(2)	STEVENS Holly		HEM		* 18.94	19.40	<b>18.94</b>	214.60	+ 92.84
3	92		1974	M23	(3)	TUTT Anna		HEM		20.75	* 20.15	<b>20.15</b>	267.92	+ 49.33

## ++ Masters 2/ Masters 3 Men ++

1	180	20284	1966	M23	(1)	CORMACK Callum		HEM	SMK	14.78	* 14.64	<b>14.64</b>	103.83	-
2	126		1973	M23	(2)	YARROW Tristan		VIK	VIK	15.42	* 14.65	<b>14.65</b>	104.32	+ 18.98
3	113	19135	1961	M23	(3)	NORRIS John		HEM	SAS	15.05	* 14.81	<b>14.81</b>	112.23	+ 41.15
4	129		1971	M23	(4)	GARLICK Tim		SMK		* 14.86		<b>14.86</b>	114.70	+ 20.28
5	141		1960	M23	(5)	NIGHTINGALE Neal		SMK		15.94	* 15.64	<b>15.64</b>	153.27	+ 5.37
5	136	13217	1968	M23	(5)	SHARP Anthony		HEM		* 15.64	15.89	<b>15.64</b>	153.27	+ 41.88
7	160		1964	M23	(7)	HANCOCK Dave		SMK	SMK	16.99	* 16.79	<b>16.79</b>	210.13	- 37.92
8	133		1960	M23	(8)	OHSTEN Ben		NOR		17.15	* 16.81	<b>16.81</b>	211.12	+ 105.50
9	154		1971	M23	(9)	ARLOTT Martin		HEM		17.52	* 17.03	<b>17.03</b>	221.99	+ 19.10
10	184		1965	M23	(10)	LYONS Alan		HEM		17.30	* 17.04	<b>17.04</b>	222.49	+ 84.62
11	161		1960	M23	(11)	THOMAS Pat		HEM		18.42	* 17.65	<b>17.65</b>	252.65	- 3.06
12	158	19335	1964	M23	(12)	MROZ Jaroslaw		ESX	DHO	18.91	* 18.36	<b>18.36</b>	287.75	+ 55.75
13	162		1955	M23	(13)	DANBURY Mike		WGC		19.36	* 18.45	<b>18.45</b>	292.20	+ 29.06
14	168	8713	1959	M23	(14)	CLARKE Christopher		HEM	SAS	19.04	* 18.60	<b>18.60</b>	299.62	- 20.04

## Did Not Start - Run 2 (1)

	129		1971	M23		GARLICK Tim		SMK		* 14.86				
--	-----	--	------	-----	--	-------------	---	-----	--	---------	--	--	--	--