

## EASTERN REGION SNOWSPORTS ASSOCIATION 2014

### SMK "Team Evolution" Summer League

#### Special Slalom - Female & Male (U12,s)

#### ERSA Summer League - Final Ranking - Points



ERSA_IL Rank	Bib.	RegNo	Year	Cat	(Rank)	Name	Club	Art	Sno	Run 1	Run 2	Time	Points	Perf
--------------	------	-------	------	-----	--------	------	------	-----	-----	-------	-------	------	--------	------

#### === ERSA Girls and Ladies ===

1581	1	2	20998	2003	U12	(1)	BARDER Katie		HEM	HEM	18.46	* 18.15	<b>18.15</b>	0.00	- 97.82
2310	2	8		2005	U10	(1)	BARTLETT Honor		VIK		* 18.37	18.45	<b>18.37</b>	7.52	- 31.56
2411	3	10		2004	U12	(2)	TRUST Emma		HEM		* 18.88	19.22	<b>18.88</b>	24.94	- 57.77
2233	4	17		2004	U12	(3)	GIBSON Sophie		HEM		19.55	* 19.23	<b>19.23</b>	36.89	-
2195	5	14		2003	U12	(4)	MCLEISH Emily		ESX		20.03	* 19.47	<b>19.47</b>	45.09	- 43.49
2186	6	5		2003	U12	(5)	THOMAS Sophie		HEM		20.67	* 19.81	<b>19.81</b>	56.71	- 84.39
2416	7	3		2004	U12	(6)	PETERSON Lexie		HEM	BRS	* 19.82	20.34	<b>19.82</b>	57.05	- 53.29
1465	8	13	20440	2005	U10	(2)	STEVENS Cordelia		HEM		* 20.37	20.63	<b>20.37</b>	75.83	- 26.86
1665	9	9		2003	U12	(7)	SHELLEY Annie		VIK		20.95	* 20.94	<b>20.94</b>	95.31	+ 79.03
2362	10	6		2003	U12	(8)	WEST Sophie		VIK		* 20.96	21.25	<b>20.96</b>	95.99	+ 56.96
2388	11	11		2007	U08	(1)	TUTT Holly		HEM		21.35	* 21.11	<b>21.11</b>	101.11	- 19.93
2169	12	7		2006	U10	(3)	BLACKWELL Lucy		TAL		22.21	* 21.34	<b>21.34</b>	108.97	- 22.93
2516	13	19		2006	U10	(4)	QUALTROUGH Sofia		HEM		23.74	* 22.27	<b>22.27</b>	140.74	-
2354	14	1		2003	U12	(9)	NIGHTINGALE Lucy		HEM		23.86	* 22.48	<b>22.48</b>	147.91	- 98.71
2389	15	12		2005	U10	(5)	ARLOTT Holly		HEM		23.67	* 23.38	<b>23.38</b>	178.66	+ 12.95
2440	16	4		2004	U12	(10)	JONES Charlotte		TAL		* 24.91	32.37	<b>24.91</b>	230.92	+ 6.93
2504	17	18		2006	U10	(6)	PAINTER Beatrice		SMK		26.19	* 25.30	<b>25.30</b>	244.24	-

#### Did Not Start - Run 1 (2)

2460		15		2004	U12		ROW Stella		VIK						
2261		16		2003	U12		MAWSON Carys		WGC						

#### Did Not Start - Run 2 (2)

2460		15		2004	U12		ROW Stella		VIK						
2261		16		2003	U12		MAWSON Carys		WGC						

#### === ERSA Boys and Men ===


1487	1	31	20748	2003	U12	(1)	DADE Tommy		NOR	AMB	* 15.11	15.31	<b>15.11</b>	0.00	+ 15.20
1536	2	30	20884	2003	U12	(2)	THOMPSON Joseph		NOR	ELI	* 15.67	15.68	<b>15.67</b>	22.98	+ 26.93
1603	3	25	21194	2003	U12	(3)	NEWTON Charlie		HEM	HEM	* 16.46	17.21	<b>16.46</b>	55.39	- 10.87
1420	4	27	20264	2003	U12	(4)	REIDY Thomas		HEM	K--	* 16.52	16.86	<b>16.52</b>	57.86	- 15.90
2007	5	53		2005	U10	(1)	STANWAY Kayne		SMK		* 16.91	17.43	<b>16.91</b>	73.86	-
2094	6	52		2004	U12	(5)	METHERINGHAM Zachary		SMK		17.07	* 17.01	<b>17.01</b>	77.96	-
2496	7	51		2003	U12	(6)	WILLIS James M		GRV	SMK		* 17.03	<b>17.03</b>	78.78	-
2267	8	36		2003	U12	(7)	TURNER Alfie		HEM			* 17.21	<b>17.21</b>	86.17	- 75.82
2309	9	24		2003	U12	(8)	BARTLETT Arthur		VIK		* 17.26	17.93	<b>17.26</b>	88.22	- 38.35
2025	10	34	21604	2005	U10	(2)	OGDEN Alexander		NOR	ELI	18.10	* 17.35	<b>17.35</b>	91.91	+ 18.31
2289	11	22		2005	U10	(3)	PARKER Travis		NOR		18.89	* 17.49	<b>17.49</b>	97.66	- 13.08

## EASTERN REGION SNOWSPORTS ASSOCIATION 2014





## SMK "Team Evolution" Summer League

## Special Slalom - Female &amp; Male (U12,s)

## ERSA Summer League - Final Ranking - Points

ERSA_II Rank	Bib.	RegNo	Year	Cat	(Rank)	Name	Club	Art	Sno	Run 1	Run 2	Time	Points	Perf	
2508	12	49	2003	U12	(9)	SMITH Alexander		SMK	HEM	18.26	* 17.69	<b>17.69</b>	105.86	-	
2241	13	29	2003	U12	(10)	MCANALLY Ewan		WGC		18.44	* 18.20	<b>18.20</b>	126.79	- 5.13	
2234	14	28	2006	U10	(4)	DADE Jake		NOR		18.72	* 18.37	<b>18.37</b>	133.77	- 10.14	
2515	15	57	2004	U12	(11)	QUALTROUGH Joseph		HEM		19.15	* 18.42	<b>18.42</b>	135.82	-	
2213	16	37	2004	U12	(12)	B EGLIN Thomas		HEM		* 18.48	18.79	<b>18.48</b>	138.28	- 30.01	
2228	17	38	2006	U10	(5)	SINCLAIR Laurence		VIK		* 19.15	19.39	<b>19.15</b>	165.77	- 26.91	
2428	18	42	2005	U10	(6)	LOUTH Oscar		HEM		* 19.19	19.99	<b>19.19</b>	167.41	- 120.64	
2386	19	26	21491	2003	U12	(13)	FISHER Harvey		NOR	ELI	20.59	* 19.21	<b>19.21</b>	168.23	+ 8.06
2314	20	55	2005	U10	(7)	MILLS Lawrence		SMK		* 19.45	21.07	<b>19.45</b>	178.08	-	
2229	21	56	2003	U12	(14)	WILLIAMS Elliot		WGC		20.22	* 19.63	<b>19.63</b>	185.47	-	
2227	22	39	2004	U12	(15)	SINCLAIR Charles		VIK		* 20.45	20.88	<b>20.45</b>	219.11	- 18.00	
2402	23	32	2006	U10	(8)	SMITH Ben		VIK		* 20.56	21.83	<b>20.56</b>	223.63	+ 77.50	
2413	24	40	2004	U12	(16)	VLAISAVLJEVIC Max		HEM	HEM	* 20.58	21.04	<b>20.58</b>	224.45	- 34.34	
2403	25	41	2007	U08	(1)	SMITH Bradley		VIK		* 21.21	21.60	<b>21.21</b>	250.30	- 28.19	
2501	26	50	2004	U12	(17)	KERBYSON Alex		SMK		21.84	* 21.39	<b>21.39</b>	257.68	-	
2493	27	44	2003	U12	(18)	SADLER Alfie		NOR		* 22.55	22.72	<b>22.55</b>	305.28	- 136.28	
2506	28	47	2006	U10	(9)	READ Freddie		SMK	HEM	24.05	* 23.19	<b>23.19</b>	331.54	-	
2498	29	46	2006	U10	(10)	WARNER Theo		HEM	HEM	28.54	* 24.07	<b>24.07</b>	367.65	-	
2507	30	54	2008	U08	(2)	READ Barney		SMK	HEM	* 24.38	1:16.00	<b>24.38</b>	380.37	-	
2333	31	45	2005	U10	(11)	SHELLY Jack		VIK		27.73	* 27.12	<b>27.12</b>	492.80	+ 14.21	
2363	32	43	2006	U10	(12)	WEST Jamie		VIK		* 27.21	27.53	<b>27.21</b>	496.49	+ 148.51	
2511	33	48	2008	U08	(3)	STEVENS Brook		HEM	HEM	31.03	* 27.87	<b>27.87</b>	523.57	-	

## Did Not Start - Run 1 (4)

2334	21	2003	U12	KAPADIA Alex		HEM
2030	23	2003	U12	FAIRFULL Max		HEM
2446	33	2003	U12	TUBBS Charlie		TSN
2445	35	2003	U12	MCLAREN-TOSH Jack		HEM





## Did Not Finish - Run 1 (1)

2496	51	2003	U12	WILLIS James M		GRV	SMK	* 17.03
------	----	------	-----	----------------	---	-----	-----	---------

## Disqualified - Run 1 (2)

2267	36	2003	U12	TURNER Alfie		HEM	* 17.21
2509	174	2002	U14	ALDRED Samuel		GRV	

## Did Not Start - Run 2 (4)

2334	21	2003	U12	KAPADIA Alex		HEM
2030	23	2003	U12	FAIRFULL Max		HEM
2446	33	2003	U12	TUBBS Charlie		TSN
2445	35	2003	U12	MCLAREN-TOSH Jack		HEM

## Disqualified - Run 2 (1)

2509	174	2002	U14	ALDRED Samuel		GRV
------	-----	------	-----	---------------	---	-----

## EASTERN REGION SNOWSPORTS ASSOCIATION 2014

## SMK "Team Evolution" Summer League

## Special Slalom - Female &amp; Male

## ERSA Summer League - Final Ranking - Points



ERSA_IL Rank	Bib.	RegNo	Year	Cat	(Rank)	Name	Club	Art	Sno	Run 1	Run 2	Time	Points	Perf
--------------	------	-------	------	-----	--------	------	------	-----	-----	-------	-------	------	--------	------

## === ERSA Girls and Ladies ===

259	1	68	19160	1998	U18	(1)	HENDERSON Anna		HEM	K--	14.28	* 14.07	<b>14.07</b>	0.00	-49.58
1467	2	72	19137	1998	U18	(2)	COOPER Yasmin		HEM	BSA	* 14.33	14.35	<b>14.33</b>	11.46	+0.00
2494	3	103	12570	1991	SM1	(1)	ALLDRIDGE Amanda		SMK	SPR		* 14.59	<b>14.59</b>	22.91	-
1327	4	71	20840	1999	U16	(1)	SNOW Elise		HEM	TEL	15.23	* 14.96	<b>14.96</b>	39.22	+18.63
1589	5	61	18318	2000	U16	(2)	KRAHELSKI Alicja		HEM	TEL	15.26	* 14.98	<b>14.98</b>	40.10	+23.90
1204	6	75	19498	1999	U16	(3)	LILLYWHITE Alexandra		VIK	AMB	15.46	* 15.03	<b>15.03</b>	42.30	+15.74
2052	7	62	20599	2000	U16	(4)	SHERING Nicole		HEM	SAS	15.45	* 15.06	<b>15.06</b>	43.62	+33.51
44	8	63	20139	1997	U18	(3)	COE Megan		NOR		16.50	* 15.53	<b>15.53</b>	64.34	+52.97
1229	9	73	19773	1997	U18	(4)	CURTIS Marie		HEM	BSA	* 15.67	15.73	<b>15.67</b>	70.50	+17.84
2475	10	64		1999	U16	(5)	COOPER Lauren		SAS		16.66	* 16.09	<b>16.09</b>	89.01	+12.82
1231	11	65	19712	1999	U16	(6)	BOTY Carys		HEM	ELI	* 16.10		<b>16.10</b>	89.45	+40.96
2325	12	70		1997	U18	(5)	HANCOCK Maxine		SMK	SMK	16.46	* 16.13	<b>16.13</b>	90.77	+6.04
2417	13	69	21355	2001	U14	(1)	TAPSELL Charlotte		HEM	CHT	* 16.16	16.96	<b>16.16</b>	92.10	+24.54
1519	14	77	19001	2001	U14	(2)	GLASGOW Sarah		SMK	AMB	16.69	* 16.27	<b>16.27</b>	96.94	-12.75
2415	15	88		1999	U16	(7)	PETERSON Amy		HEM	BRS	16.88	* 16.38	<b>16.38</b>	101.79	-62.13
2134	16	82	20731	1998	U18	(6)	NEASHAM Grace		SMK		* 16.41	16.80	<b>16.41</b>	103.11	-28.40
1461	17	79	20999	1999	U16	(8)	BARDER Beatrice		HEM	HEM	16.67	* 16.49	<b>16.49</b>	106.64	-13.97
1424	18	67	20496	2002	U14	(3)	SCRANAGE-HARRISON Elenor		HEM	HEM	* 16.52	16.82	<b>16.52</b>	107.96	+23.61
1629	19	74		1999	U16	(9)	DEAN Emily		HEM		* 16.85	17.17	<b>16.85</b>	122.50	+50.18
1452	20	81	20439	2000	U16	(10)	STEVENS Anney		HEM		* 17.08	18.49	<b>17.08</b>	132.64	+2.69
1627	21	89	19770	2001	U14	(4)	COOPER Izabelle		SAS	BSA	17.87	* 17.37	<b>17.37</b>	145.42	-41.59
2447	22	85		1999	U16	(11)	TUBBS Jessica		TSN		* 17.61	18.00	<b>17.61</b>	155.99	-2.73
1277	23	66	20337	2001	U14	(5)	SKIPPER Megan		NOR	NOR	* 17.83	18.08	<b>17.83</b>	165.69	+95.51
1486	24	87		1953	M23	(1)	HEAGUE Veronica		SMK		* 17.87	18.29	<b>17.87</b>	167.45	+7.29
2471	25	105	21441	2002	U14	(6)	ORCHARD Ellie		HEM	HEM	* 17.98	18.39	<b>17.98</b>	172.30	-
2014	26	78		1996	U21	(1)	SELT Molly		VIK		* 17.99	18.59	<b>17.99</b>	172.74	+54.07
1422	27	90	19739	2002	U14	(7)	ROSE Rebecca		SMK		* 18.33	20.16	<b>18.33</b>	187.72	-22.38
2037	28	83	20360	1997	U18	(7)	BUCKLAND Amber		HEM	BSA	* 18.47	18.68	<b>18.47</b>	193.89	+51.13
1154	29	84	20725	2002	U14	(8)	WARMINGTON Harriet		HEM	HEM	18.64	* 18.52	<b>18.52</b>	196.09	+45.70
1393	30	91	21176	1999	U16	(12)	DAVIGHI Lucia		HEM	HEM	* 18.55	18.74	<b>18.55</b>	197.41	-17.31
1578	31	76		2000	U16	(13)	WEBSTER Atlanta		NOR		18.78	* 18.66	<b>18.66</b>	202.26	+96.38
1453	32	93	20441	2002	U14	(9)	STEVENS Lilyella		HEM	HEM	* 18.85	19.88	<b>18.85</b>	210.63	-15.37
2230	33	86		1999	U16	(14)	BLYTH Charlotte		HEM		* 18.94	20.10	<b>18.94</b>	214.60	+54.90
1508	33	80	1968	M23	(2)	STEVENS Holly		HEM		* 18.94	19.40	<b>18.94</b>	214.60	+92.84	
2497	35	104		2001	U14	(10)	KERR Megan		SMK		19.62	* 19.60	<b>19.60</b>	243.68	-
2317	36	92	1974	M23	(3)	TUTT Anna		HEM		20.75	* 20.15	<b>20.15</b>	267.92	+49.33	
2194	37	95		2000	U16	(15)	MCLEISH Alice		ESX		20.68	* 20.66	<b>20.66</b>	290.39	+29.03
2456	38	99		2000	U16	(16)	KELLETT Annelise		HEM		21.55	* 20.89	<b>20.89</b>	300.53	-45.79
2425	39	98		2002	U14	(11)	NIGHTINGALE Jessica		SMK		21.30	* 21.09	<b>21.09</b>	309.34	-20.24
2341	40	97		2000	U16	(17)	PARSONS Emily		HEM		22.37	* 21.41	<b>21.41</b>	323.44	+11.75
2387	41	102		2000	U16	(18)	FISHER Charlotte		NOR	ELI	25.88	* 24.93	<b>24.93</b>	478.55	-219.41
1664	42	96		2002	U14	(12)	SHELLEY Madeline		VIK		* 25.17	30.40	<b>25.17</b>	489.13	+213.93

## EASTERN REGION SNOWSPORTS ASSOCIATION 2014



## SMK "Team Evolution" Summer League

## Special Slalom - Female &amp; Male

## ERSA Summer League - Final Ranking - Points

ERSA_IL Rank	Bib.	RegNo	Year	Cat	(Rank)	Name	Club	Art	Sno	Run 1	Run 2	Time	Points	Perf
2384	43	101	1984	SM1	(2)	EDWARDS Donna		VIK		32.48	* 28.41	<b>28.41</b>	631.90	+ 91.81

## Did Not Start - Run 1 (2)

2300	94	2002	U14			BLYTH Helena		HEM						
2427	100	2001	U14			HANRAHAN Megan		HEM						


## Disqualified - Run 1 (1)

2494	103	12570	1991	SM1		ALLDRIDGE Amanda		SMK	SPR		* 14.59			
------	-----	-------	------	-----	--	------------------	---	-----	-----	--	---------	--	--	--









## Did Not Start - Run 2 (2)

2300	94	2002	U14			BLYTH Helena		HEM						
2427	100	2001	U14			HANRAHAN Megan		HEM						

## Disqualified - Run 2 (1)

1231	65	19712	1999	U16		BOTY Carys		HEM	ELI	* 16.10				
------	----	-------	------	-----	--	------------	---	-----	-----	---------	--	--	--	--

## === ERSА Boys and Men ===


















261	1	123	10812	1984	SM1	(1)	HUNT Georgie		HEM	EVO	12.82	* 12.54	<b>12.54</b>	0.00	+ 18.97	
1261	2	125	19005	1995	U21	(1)	NORRIS Kieran		HEM	AMB	13.07	* 12.90	<b>12.90</b>	17.80	+ 5.17	
2514	3	183		1986	SM1	(2)	BENNETT James		HEM		13.18	* 13.00	<b>13.00</b>	22.74	-	
1430	4	119	17467	1993	SM1	(3)	TREBILCOCK Robert		HEM	HEM	* 13.05	13.75	<b>13.05</b>	25.22	+ 2.95	
2133	5	122	31117	1994	U21	(2)	GLASGOW Peter		SKM	SMK	SSC	* 13.27	13.58	<b>13.27</b>	36.09	+ 5.14
2495	6	175	12571	1988	SM1	(4)	ALLDRIDGE James		SMK	SPR	13.81	* 13.32	<b>13.32</b>	38.56	-	
1135	7	114	18258	1999	U16	(1)	DAVIES Finlay		HEM		* 13.45	13.83	<b>13.45</b>	44.99	- 3.77	
1384	8	121	19639	1998	U18	(1)	BARTON Daniel		HEM	SMK	13.65	* 13.52	<b>13.52</b>	48.45	+ 28.51	
2117	9	116	21159	1995	U21	(3)	KEANE Joshua		HEM	SMK	14.32	* 13.60	<b>13.60</b>	52.41	+ 16.97	
2502	10	176	17932	1997	U18	(2)	SOUTHALL Frazer		FLK	FLK	BRO	14.16	* 13.68	<b>13.68</b>	56.36	-
977	11	120	18661	1997	U18	(3)	WARMINGTON Richard		HEM	HEM	14.39	* 13.91	<b>13.91</b>	67.74	+ 30.83	
1185	12	115	19691	1996	U21	(4)	REIDY Luca		HEM	K--	* 13.97	14.32	<b>13.97</b>	70.70	+ 28.43	
1308	13	111	19854	1999	U16	(2)	BINGHAM Jonathan		ESX	SAS	* 14.05	14.72	<b>14.05</b>	74.66	+ 40.93	
1155	14	117	19713	1997	U18	(4)	BOTY Harry		HEM	ELI	14.42	* 14.20	<b>14.20</b>	82.07	+ 35.09	
1533	15	127	20714	1998	U18	(5)	VANBECK Robert		SMK		* 14.21		<b>14.21</b>	82.57	- 2.96	
2226	16	128		2001	U14	(1)	APPLETON Byron		HEM		* 14.46	14.80	<b>14.46</b>	94.93	+ 7.56	
1432	17	118	19702	1998	U18	(6)	WEBB Jamie		SMK	SMK	14.97	* 14.51	<b>14.51</b>	97.40	+ 18.51	
1202	17	112	20687	2001	U14	(2)	TROUNG Aaron		VIK	AMB	14.76	* 14.51	<b>14.51</b>	97.40	+ 72.53	
2467	19	135		1994	U21	(5)	WELLS Oliver		HEM		14.83	* 14.53	<b>14.53</b>	98.39	- 10.91	
1564	20	180	20284	1966	M23	(1)	CORMACK Callum		HEM	SMK	14.78	* 14.64	<b>14.64</b>	103.83	-	
1024	21	126		1973	M23	(2)	YARROW Tristan		VIK	VIK	15.42	* 14.65	<b>14.65</b>	104.32	+ 18.98	
1240	22	134	20184	2000	U16	(3)	NEWTON William		HEM	HEM	* 14.78	14.83	<b>14.78</b>	110.75	+ 4.50	
1260	23	113	19135	1961	M23	(3)	NORRIS John		HEM	SAS	15.05	* 14.81	<b>14.81</b>	112.23	+ 41.15	
2113	24	129		1971	M23	(4)	GARLICK Tim		SMK		* 14.86		<b>14.86</b>	114.70	+ 20.28	
1406	25	124	20481	2001	U14	(3)	HUDSON Thomas		NOR	BSA	15.00	* 14.93	<b>14.93</b>	118.17	+ 71.36	
2474	26	132		1999	U16	(4)	COOPER Jordan		SAS		* 15.26		<b>15.26</b>	134.48	+ 29.85	
1329	26	130	19855	2002	U14	(4)	BINGHAM Nicholas		ESX	SAS	* 15.26		<b>15.26</b>	134.48	+ 36.09	
1631	28	142	21077	2001	U14	(5)	LEACH Charlie		HEM	AMB	15.58	* 15.28	<b>15.28</b>	135.47	- 14.38	
2500	29	181		1995	U21	(6)	HANCOCK Karl		SMK		15.92	* 15.42	<b>15.42</b>	142.39	-	
1593	30	147		2000	U16	(5)	CLARKE Edward		HEM		* 15.62	15.74	<b>15.62</b>	152.28	- 17.86	
2435	31	141		1960	M23	(5)	NIGHTINGALE Neal		SMK		15.94	* 15.64	<b>15.64</b>	153.27	+ 5.37	
185	31	136	13217	1968	M23	(5)	SHARP Anthony		HEM		* 15.64	15.89	<b>15.64</b>	153.27	+ 41.88	
2503	33	178	18378	2000	U16	(6)	SOUTHALL Merrick		FLK	FLK	BRO	16.24	* 15.74	<b>15.74</b>	158.21	-
1032	34	131	17977	1997	U18	(7)	SCHOFIELD Connor		HEM		* 15.83	15.94	<b>15.83</b>	162.66	+ 60.90	
1525	35	143	20613	2001	U14	(6)	WILLIS James		SMK	SMK	16.36	* 16.01	<b>16.01</b>	171.56	+ 18.64	
2141	36	153	18994	2001	U14	(7)	D'ARCY-NESBIT Hugo		SMK	SMK	* 16.19	16.69	<b>16.19</b>	180.46	- 16.01	

**EASTERN REGION SNOWSPORTS ASSOCIATION 2014**

**SMK "Team Evolution" Summer League**

**Special Slalom - Female & Male**

**ERSA Summer League - Final Ranking - Points**

ERSA_II Rank	Bib.	RegNo	Year	Cat	(Rank)	Name	Club	Art	Sno	Run 1	Run 2	Time	Points	Perf
2051	37	140	20766	2001	U14	(8) HUMPHREYS Charlie		HEM	TSN	21.45	* 16.28	<b>16.28</b>	184.91	+ 37.38
2099	38	166		1975	SM1	(5) ROBERTSHAW Gavin		SMK		16.74	* 16.36	<b>16.36</b>	188.87	- 106.09
1385	39	145	19774	2002	U14	(9) BARTON Dominic		HEM	SMK	16.95	* 16.58	<b>16.58</b>	199.74	+ 31.84
2288	40	146		1999	U16	(7) DEWSON Oliver		NOR		16.64	* 16.59	<b>16.59</b>	200.24	+ 31.29
2412	41	150		2000	U16	(8) WARSOP Rowan		NOR	NOR	16.78	* 16.64	<b>16.64</b>	202.71	+ 18.42
1555	42	139		2000	U16	(9) BURNETT Cameron		WGC			* 16.72	<b>16.72</b>	206.67	+ 63.22
2393	43	149		2000	U16	(10) TRUST Alexander		HEM		17.25	* 16.75	<b>16.75</b>	208.15	+ 25.99
2320	44	163	21641	2002	U14	(10) WARNER Hugo		HEM	HEM	17.07	* 16.76	<b>16.76</b>	208.64	- 55.45
2326	45	160		1964	M23	(7) HANCOCK Dave		SMK	SMK	16.99	* 16.79	<b>16.79</b>	210.13	- 37.92
2057	46	133		1960	M23	(8) OHSTEN Ben		NOR		17.15	* 16.81	<b>16.81</b>	211.12	+ 105.50
1546	47	144		2000	U16	(11) STEWARD Oliver		NOR		* 16.82	17.16	<b>16.82</b>	211.61	+ 46.87
1156	48	137		1999	U16	(12) CHILDS Lewis		WGC		16.84	* 16.83	<b>16.83</b>	212.11	+ 95.46
2232	49	156		1998	U18	(8) MARSHALL Stuart		SMK		* 16.95	19.44	<b>16.95</b>	218.04	- 10.30
2469	50	172		1997	U18	(9) HEWITT-ALLARD Theodore		NOR		17.72	* 17.00	<b>17.00</b>	220.51	- 680.92
2361	51	154		1971	M23	(9) ARLOTT Martin		HEM		17.52	* 17.03	<b>17.03</b>	221.99	+ 19.10
1622	52	184		1965	M23	(10) LYONS Alan		HEM		17.30	* 17.04	<b>17.04</b>	222.49	+ 84.62
1634	53	148		1999	U16	(13) HEARNEY Christopher		NOR		17.27	* 17.15	<b>17.15</b>	227.93	+ 51.93
1545	53	138		1997	U18	(10) STEWARD Harry		NOR		* 17.15	17.18	<b>17.15</b>	227.93	+ 93.34
1579	55	152		2002	U14	(11) YARROW Raffi		VIK		17.74	* 17.22	<b>17.22</b>	231.39	+ 35.18
2423	56	159		1978	SM1	(6) GREEN Stuart		HEM	HEM	17.76	* 17.28	<b>17.28</b>	234.35	- 7.54
2336	57	161		1960	M23	(11) THOMAS Pat		HEM		18.42	* 17.65	<b>17.65</b>	252.65	- 3.06
2390	58	157		1999	U16	(14) DE VILLIERS Nicholas		HEM		18.28	* 17.86	<b>17.86</b>	263.03	+ 33.24
2505	59	173		2000	U16	(15) BURCHELL Billy		HEM	BRS	19.90	* 18.07	<b>18.07</b>	273.41	-
2477	60	182	22056	2000	U16	(16) SCHLOTE Harry		HEM	HEM	18.88	* 18.21	<b>18.21</b>	280.33	-
2510	60	177		2001	U14	(12) ROBERTS Jacob		SMK		18.48	* 18.21	<b>18.21</b>	280.33	-
1125	62	158	19335	1964	M23	(12) MROZ Jaroslaw		ESX	DHO	18.91	* 18.36	<b>18.36</b>	287.75	+ 55.75
1675	63	151		1987	SM1	(7) BELLAMY Edward		NOR		19.79	* 18.44	<b>18.44</b>	291.71	+ 102.50
1389	64	162		1955	M23	(13) DANBURY Mike		WGC		19.36	* 18.45	<b>18.45</b>	292.20	+ 29.06
1381	65	168	8713	1959	M23	(14) CLARKE Christopher		HEM	SAS	19.04	* 18.60	<b>18.60</b>	299.62	- 20.04
2513	66	179		2000	U16	(17) MANNION Fynn		HEM		19.44	* 19.36	<b>19.36</b>	337.19	-
2414	67	171		2002	U14	(13) VLAISAVLJEVIC Zak		HEM	HEM	20.31	* 19.79	<b>19.79</b>	358.45	- 29.27
1501	68	170		1999	U16	(18) BURNETT Alex		WGC		20.07	* 19.85	<b>19.85</b>	361.42	+ 13.57
2465	69	169		2002	U14	(14) HARDING Luke		ESX		21.73	* 20.09	<b>20.09</b>	373.29	+ 46.98

**Did Not Start - Run 1 (5)**

2432	155		2000	U16		PRINGLE Angus		NOR						
1648	164	21501	2002	U14		LEACH Freddie		HEM	K--					
2313	165		2002	U14		MICHAELS Joshua		HEM						
2193	167		1999	U16		MCLEISH James		ESX						
2509	174		2002	U14		ALDRED Samuel		GRV						

**Did Not Finish - Run 1 (1)**

2474	132		1999	U16		COOPER Jordan		SAS			* 15.26			
------	-----	--	------	-----	--	---------------	---	-----	--	--	---------	--	--	--

**Disqualified - Run 1 (2)**

1329	130	19855	2002	U14		BINGHAM Nicholas		ESX	SAS		* 15.26			
1555	139		2000	U16		BURNETT Cameron		WGC			* 16.72			

**Did Not Start - Run 2 (6)**

2113	129		1971	M23		GARLICK Tim		SMK		* 14.86				
2432	155		2000	U16		PRINGLE Angus		NOR						
1648	164	21501	2002	U14		LEACH Freddie		HEM	K--					
2313	165		2002	U14		MICHAELS Joshua		HEM						
2193	167		1999	U16		MCLEISH James		ESX						
2509	174		2002	U14		ALDRED Samuel		GRV						

EASTERN REGION SNOWSPORTS ASSOCIATION 2014

SMK "Team Evolution" Summer League

Special Slalom - Female & Male

ERSA Summer League - Final Ranking - Points

ERSA_II Rank	Bib.	RegNo	Year	Cat	(Rank) Name	Club	Art	Sno	Run 1	Run 2	Time	Points	Perf
--------------	------	-------	------	-----	-------------	------	-----	-----	-------	-------	------	--------	------

Disqualified - Run 2 (1)

1533	127	20714	1998	U18	VANBECK Robert		SMK				* 14.21		
------	-----	-------	------	-----	----------------	---	-----	--	--	--	---------	--	--