

EASTERN REGION SNOWSPORTS ASSOCIATION 2014

Vikings "Team Evolution" Summer League

Special Slalom - Female & Male (U12,s)

ERSA Summer League - Final Ranking - Points



COMPETITION JURY

TECHNICAL DELEGATE	LAMBERT Steve	(HEM)
CHIEF OF RACE	SHELLY Chris	(VIK)
REFEREE	WRIGHT Bernard	(ERSA)

WEATHER

CONDITIONS	Hot, Sunny
SNOW	Bare in places
AIR TEMPERATURE	START : 25.0 °C FINISH : 25.0 °C

1st RUN

COURSESETTER	TRONG Foo	(VIK)
FORERUNNERS	- A - COOPER Doug	(NOR)
	- B - SINEY Rick	(BAS)
COURSE	Suffolk Ski Centre	
START	38 m	
FINISH	12 m	
DROP	26 m	
LENGTH	180 m	
HOMOLOGATION	CN GP PS 05-Jun-2020	
GATES	12	
DIRECTIONS	12	
STARTING TIME	1000	

2nd RUN

COURSESETTER	TRONG Foo	(VIK)
FORERUNNERS	- A - COOPER Doug	(NOR)
	- B - SINEY Rick	(BAS)
COURSE	Suffolk Ski Centre	
START	38 m	
FINISH	12 m	
DROP	26 m	
LENGTH	180 m	
HOMOLOGATION	CN GP PS 05-Jun-2020	
GATES	12	
DIRECTIONS	12	
STARTING TIME	1000	

LIST n°414 MEN PENALTY : 89.46 WOMEN PENALTY : 112.30

F = 620

Rank	Bib.	RegNo	Year	Cat	(Rank)	Name	Art	Sno	Run-1	Run-2	Run-3	Time	Points	Perf
------	------	-------	------	-----	--------	------	-------	-----	-----	-------	-------	-------	------	--------	------

=== ERSA Girls and Ladies ===

1	44		2003	U12	(1)	HOLMES Abby		NOR		14.50	* 14.44	* 14.27	28.71	0.00	- 14.06
2	42		2003	U12	(2)	FRANCIS Mia		VIK		15.36	* 14.94	* 14.85	29.79	23.32	- 5.25
3	36		2003	U12	(3)	THOMSON Olya		VIK		15.47	* 15.38	* 15.29	30.67	42.33	- 40.51
4	47		2003	U12	(4)	ELLIFF Alexa		VIK		* 15.61	* 15.65		31.26	55.07	-
5	39		2005	U10	(1)	BARTLETT Honor		VIK		* 15.83	16.33	* 15.86	31.69	64.35	+ 49.63
6	45		2003	U12	(5)	WEST Sophie		VIK		16.15	* 15.85	* 15.85	31.70	64.57	+ 22.37
7	43		2003	U12	(6)	SHELLEY Annie		VIK		16.14	* 16.07	* 15.73	31.80	66.73	+ 47.28
8	49		2003	U12	(7)	MAWSON Carys		WGC		* 16.40	* 16.59	16.66	32.99	92.43	-
9	32		2003	U12	(8)	MCLEISH Emily		ESX		* 16.75	16.92	* 16.38	33.13	95.45	+ 42.45
10	35		2004	U12	(9)	KING Emily		VIK		17.12	* 16.82	* 16.67	33.49	103.23	+ 1.81
11	37		2006	U10	(2)	BLACKWELL Lucy		TAL		* 17.60	17.91	* 17.48	35.08	137.56	+ 21.97
12	34		2007	U08	(1)	TUTT Holly		HEM		* 17.80	* 17.58	18.10	35.38	144.04	+ 30.40
13	46		2005	U10	(3)	SELT Olivia		VIK		19.69	* 19.32	* 19.25	38.57	212.93	- 228.94
14	38		2005	U10	(4)	ARLOTT Holly		HEM		20.39	* 19.53	* 19.24	38.77	217.25	+ 48.37
15	41	20678	2003	U12	(10)	CUTHBERT Tia		VIK		20.57	* 20.30	* 19.52	39.82	239.92	- 15.30
16	40		2004	U12	(11)	WOOD Caitlin		VIK		* 21.11	21.14	* 20.43	41.54	277.07	+ 53.74
17	48		2007	U08	(2)	COZENS Zoe		NOR		* 22.59	23.00	* 22.68	45.27	357.62	-
18	33		2007	U08	(3)	KING Jessica		VIK		* 22.96	23.17	* 22.73	45.69	366.69	- 62.34
19	31		2004	U12	(12)	ROW Stella		VIK		* 23.28	* 23.11		46.39	381.80	+ 13.07

Did Not Finish - Run-1 (1)

31		2004	U12			ROW Stella		VIK		* 23.28	* 23.11				
----	--	------	-----	--	--	------------	--	-----	--	---------	---------	--	--	--	--

EASTERN REGION SNOWSPORTS ASSOCIATION 2014

Vikings "Team Evolution" Summer League

Special Slalom - Female & Male (U12,s)

ERSA Summer League - Final Ranking - Points

Rank	Bib.	RegNo	Year	Cat	(Rank)	Name	Art	Sno	Run-1	Run-2	Run-3	Time	Points	Perf
------	------	-------	------	-----	--------	------	-------	-----	-----	-------	-------	-------	------	--------	------

Did Not Start - Run-3 (1)

47		2003	U12			ELLIFF Alexa		VIK		* 15.61	* 15.65				
----	--	------	-----	--	--	--------------	---	-----	--	---------	---------	--	--	--	--

=== ERSA Boys and Men ===

1	6	20884	2003	U12	(1)	THOMPSON Joseph		NOR	ELI	13.24	* 12.96	* 13.10	26.06	0.00	- 7.18
2	4	20748	2003	U12	(2)	DADE Tommy		NOR	AMB	* 13.14	* 13.21	13.23	26.35	6.90	+ 10.97
3	5		2005	U10	(1)	PARKER Travis		NOR		14.98	* 14.66	* 14.88	29.54	82.79	- 24.83
4	7		2006	U10	(2)	DADE Jake		NOR		15.45	* 15.35	* 14.99	30.34	101.83	- 47.51
5	10		2006	U10	(3)	SMITH Ben		VIK		46.62	* 15.26	* 15.17	30.43	103.97	- 53.29
6	8		2003	U12	(3)	BUSHELL George		NOR	NOR	15.77	* 15.27	* 15.21	30.48	105.16	- 146.02
7	11		2006	U10	(4)	SINCLAIR Laurence		VIK		15.77	* 15.50	* 15.38	30.88	114.67	- 51.25
8	12		2003	U12	(4)	MCANALLY Ewan		WGC		15.64	* 15.60	* 15.41	31.01	117.77	- 14.43
9	15		2003	U12	(5)	BARTLETT Arthur		VIK		* 15.89	* 15.72	16.16	31.61	132.04	+ 22.73
10	14		2004	U12	(6)	SINCLAIR Charles		VIK		16.30	* 16.09	* 15.79	31.88	138.47	- 72.63
11	2		2005	U10	(5)	WALES Jonathan		NOR		* 16.08	* 15.92	16.18	32.00	141.32	- 121.44
12	3		2007	U08	(1)	SMITH Bradley		VIK		* 17.53	* 15.79		33.32	172.72	- 82.84
13	21		2006	U10	(6)	COZENS Samual		NOR		* 16.87	* 17.09		33.96	187.95	-
14	9		2005	U10	(7)	LOUTH Oscar		HEM		18.22	* 17.35	* 17.18	34.53	201.51	- 4.97
15	1		2005	U10	(8)	THOMSON Kai		VIK		18.01	* 17.38	* 17.59	34.97	211.98	- 95.54
16	13		2007	U08	(2)	MITCHELL Kieran		NOR			* 19.01	* 18.85	37.86	280.74	- 61.41
17	17		2006	U10	(9)	WEST Jamie		VIK		* 18.89	19.66	* 19.30	38.19	288.59	- 70.52
18	16		2007	U08	(3)	WOOD George		VIK		* 19.89	* 19.35		39.24	313.57	- 40.52
19	20		2004	U12	(7)	ALI Dylan		VIK		* 19.82	20.11	* 19.71	39.53	320.47	-
20	19		2005	U10	(10)	SHELLY Jack		VIK		20.67	* 20.05	* 19.93	39.98	331.17	- 117.39

Did Not Start - Run-1 (1)

18		2007	U08			FRANCIS Jude		VIK							
----	--	------	-----	--	--	--------------	---	-----	--	--	--	--	--	--	--

Disqualified - Run-1 (1)

13		2007	U08			MITCHELL Kieran		NOR			* 19.01	* 18.85			
----	--	------	-----	--	--	-----------------	---	-----	--	--	---------	---------	--	--	--

Did Not Start - Run-2 (1)

18		2007	U08			FRANCIS Jude		VIK							
----	--	------	-----	--	--	--------------	---	-----	--	--	--	--	--	--	--

Did Not Start - Run-3 (1)

18		2007	U08			FRANCIS Jude		VIK							
----	--	------	-----	--	--	--------------	---	-----	--	--	--	--	--	--	--

Did Not Finish - Run-3 (3)

3		2007	U08			SMITH Bradley		VIK		* 17.53	* 15.79				
16		2007	U08			WOOD George		VIK		* 19.89	* 19.35				
21		2006	U10			COZENS Samual		NOR		* 16.87	* 17.09				



EASTERN REGION SNOWSPORTS ASSOCIATION 2014

Vikings "Team Evolution" Summer League

Special Slalom - Female & Male

ERSA Summer League - Final Ranking - Points



COMPETITION JURY

TECHNICAL DELEGATE	LAMBERT Steve	(HEM)
CHIEF OF RACE	SHELLY Chris	(VIK)
REFEREE	WRIGHT Bernard	(ERSA)

WEATHER

CONDITIONS	Wet, Dry, Cloudy, Sunny
SNOW	Bare in places
AIR TEMPERATURE	START : 21.0 °C FINISH : 21.0 °C

1st RUN

COURSESETTER	TRONG Foo	(VIK)
FORERUNNERS	- A - COOPER Doug	(NOR)
	- B - SINEY Rick	(BAS)
COURSE	Suffolk Ski Centre	
START	38 m	
FINISH	12 m	
DROP	26 m	
LENGTH	180 m	
HOMOLOGATION	CN GP PS 05-Jun-2020	
GATES	12	
DIRECTIONS	12	
STARTING TIME	1000	

2nd RUN

	TRONG Foo	(VIK)
- A -	COOPER Doug	(NOR)
- B -	SINEY Rick	(BAS)
COURSE	Suffolk Ski Centre	
START	38 m	
FINISH	12 m	
DROP	26 m	
LENGTH	180 m	
HOMOLOGATION	CN GP PS 05-Jun-2020	
GATES	12	
DIRECTIONS	12	
STARTING TIME	1000	

LIST n°414 MEN PENALTY : 29.85 WOMEN PENALTY : 9.64 F = 620

Rank Bib. RegNo Year Cat (Rank) Name Art Sno Run-1 Run-2 Run-3 Time Points Perf

=== ERSA Girls and Ladies ===











1	138	20139	1997	U18	(1)	COE Megan		NOR		* 12.76	12.82	* 12.80	25.56	0.00	- 1.73
2	137	20599	2000	U16	(1)	SHERING Nicole		SAS		13.20	* 12.80	* 12.98	25.78	5.34	+ 4.87
3	141	19498	1999	U16	(2)	LILLYWHITE Alexandra		AMB		13.05	* 13.04	* 12.92	25.96	9.70	- 7.22
4	143	19235	1999	U16	(3)	ROYAL Natasha		BSA		13.60	* 13.35	* 13.51	26.86	31.53	- 23.63
5	132	21355	2001	U14	(1)	TAPSELL Charlotte		CHT		* 13.31	13.42	* 13.62	26.93	33.23	- 24.69
6	142	20337	2001	U14	(2)	SKIPPER Megan		NOR	NOR	13.95	* 13.78	* 13.62	27.40	44.63	- 15.91
7	148		2000	U16	(4)	MANNBY Siobhan		VIK		* 14.03	14.05	* 13.85	27.88	56.28	- 52.54
8	134		1997	U18	(2)	DURANT Ella		VIK		* 14.18		* 13.99	28.17	63.31	+ 20.14
9	133		1999	U16	(5)	DURANT Antonia		VIK		30.17	* 13.93	* 14.25	28.18	63.55	+ 11.23
10	167	20496	2002	U14	(3)	SCRANAGE-HARRISON Elenor		HEM	HEM	14.30	* 14.09	* 14.12	28.21	64.28	- 10.43
11	131		2001	U14	(4)	LUCK Jemma		NOR		14.29	* 14.13	* 14.13	28.26	65.49	+ 0.18
12	168	14159	1970	M23	(1)	ANDERSON Beverley		VIK	K--	48.42	* 14.47	* 14.15	28.62	74.23	+ 24.38
13	145		1999	U16	(6)	MCCABE-ABLE Scarlett		VIK		14.55	* 14.39	* 14.35	28.74	77.14	- 11.59
14	135		1971	M23	(2)	SAMPSON Melissa		NOR		15.06	* 14.65	* 14.61	29.26	89.75	- 1.45
15	149		1996	U21	(1)	SELT Molly		VIK		* 14.89	15.02	* 14.50	29.39	92.90	- 16.13
16	146	20339	2000	U16	(7)	BURROUGHS Hannah		NOR		15.10	* 14.96	* 14.71	29.67	99.69	+ 6.45
17	147		2000	U16	(8)	WEBSTER Atlanta		NOR		15.68	* 15.08	* 14.89	29.97	106.97	+ 10.73
18	152		1997	U18	(3)	JONES Phoebe		NOR		15.73	* 15.27	* 15.05	30.32	115.46	- 11.21
19	144	21001	2001	U14	(5)	LEVENE Grace		VIK		15.26	* 15.15	* 15.37	30.52	120.31	+ 29.66
20	150		2002	U14	(6)	BARNARD Xynia		NOR		15.73	* 15.44	* 15.21	30.65	123.47	+ 11.20
21	155		2001	U14	(7)	KERSHAW Ellie		NOR		16.24	* 15.59	* 15.21	30.80	127.10	- 54.33
22	154		1999	U16	(9)	TURNER Lucy-May		VIK	ELI	* 15.62		* 15.22	30.84	128.08	- 48.42
23	159		2000	U16	(10)	MCLEISH Alice		ESX		16.34	* 16.19	* 15.55	31.74	149.91	- 94.55

EASTERN REGION SNOWSPORTS ASSOCIATION 2014

Vikings "Team Evolution" Summer League

Special Slalom - Female & Male

ERSA Summer League - Final Ranking - Points

Rank	Bib.	RegNo	Year	Cat	(Rank)	Name	Art	Sno	Run-1	Run-2	Run-3	Time	Points	Perf
24	166		1999	U16	(11)	HAWES Claudia		NOR		17.47	* 16.26	* 15.94	32.20	161.06	-
25	153		1963	M23	(3)	LALLY Nicola		VIK		16.70	* 16.19	* 16.13	32.32	163.97	+ 0.40
26	156		2000	U16	(12)	CHASE Amber		NOR		17.00	* 16.44	* 16.05	32.49	168.10	- 22.79
27	157		2001	U14	(8)	HACKETT Layla		VIK		17.33	* 16.53	* 16.26	32.79	175.38	- 41.77
28	162		1996	U21	(2)	HOGAN Sophie		VIK		17.08	* 16.82	* 16.44	33.26	186.78	- 123.71
29	158		2002	U14	(9)	TURNER Beth		VIK		17.04	* 17.03	* 16.89	33.92	202.79	- 35.43
30	160		2002	U14	(10)	SHELLEY Madeline		VIK		17.86	* 17.69	* 17.31	35.00	228.98	- 36.58
31	164		1999	U16	(13)	HARDING Bryony		ESX		18.87	* 17.82	* 18.03	35.85	249.60	- 84.43
32	163		1955	M23	(4)	HOGAN Caroline		VIK		20.18	* 19.58	* 19.07	38.65	317.52	+ 0.24
33	165		1984	SM1	(1)	EDWARDS Donna		VIK		21.19	* 19.87	* 19.65	39.52	338.62	- 191.83

Did Not Start - Run-1 (1)

151		1999	U16		DEREVE Emma		VIK								
-----	--	------	-----	--	-------------	---	-----	--	--	--	--	--	--	--	--

Did Not Finish - Run-1 (2)

136		1997	U18		SPANTON Jessica		NOR								
140	19700	1997	U18		TOOGOOD Natalia		VIK					* 13.63			


Did Not Start - Run-2 (1)

151		1999	U16		DEREVE Emma		VIK								
-----	--	------	-----	--	-------------	---	-----	--	--	--	--	--	--	--	--

Did Not Finish - Run-2 (4)

134		1997	U18		DURANT Ella		VIK			* 14.18		* 13.99			
136		1997	U18		SPANTON Jessica		NOR								
140	19700	1997	U18		TOOGOOD Natalia		VIK					* 13.63			
154		1999	U16		TURNER Lucy-May		VIK	ELI		* 15.62		* 15.22			

Did Not Start - Run-3 (1)

151		1999	U16		DEREVE Emma		VIK								
-----	--	------	-----	--	-------------	---	-----	--	--	--	--	--	--	--	--

Did Not Finish - Run-3 (3)

136		1997	U18		SPANTON Jessica		NOR								
139	19016	1995	U21		SKIPPER Sophie		NOR	NOR		13.09		* 13.02			
161		2001	U14		BYE Katherine		VIK			17.63		* 17.39			

=== ERSA Boys and Men ===

1	61	20637	1996	U21	(1)	WIGMORE Mathew		NOR		12.02	* 11.75	* 11.91	23.66	0.00	+ 17.68
2	68		1999	U16	(1)	DAVIES Harry		NOR		12.69	* 12.46	* 12.55	25.01	35.38	- 6.17
3	73		1999	U16	(2)	HOLMES Thomas		NOR		12.78	* 12.54	* 12.74	25.28	42.45	- 3.79
4	64	20687	2001	U14	(1)	TROUNG Aaron		VIK	AMB	12.76	* 12.73	* 12.69	25.42	46.12	+ 32.13
5	63	21723	2000	U16	(3)	HOWE Charlie		NOR		13.08	* 12.80	* 13.04	25.84	57.13	- 20.01
6	74		2001	U14	(2)	APPLETON Byron		HEM		13.08	* 13.06	* 12.88	25.94	59.75	- 11.96
7	70	20095	1996	U21	(2)	LALLY Cameron		VIK		13.00	* 12.90	* 13.13	26.03	62.10	+ 38.43
8	62		1998	U18	(1)	BRESKAL Bailey		WGC		13.33	* 13.16	* 12.94	26.10	63.94	+ 21.69
9	77		1999	U16	(4)	LANE Joshua		NOR		13.23	* 13.10	* 13.03	26.13	64.73	- 16.59
10	75		1998	U18	(2)	LUCK Ben		NOR		13.32	* 13.14	* 13.01	26.15	65.25	+ 1.50
11	83	20126	2000	U16	(5)	THOMPSON Connor		VIK		13.76	* 13.33	* 13.61	26.94	85.95	- 35.54
12	82		1996	U21	(3)	REEDER James		VIK		13.58	* 13.46	* 13.72	27.18	92.24	- 14.32
13	76		2001	U14	(3)	LONGSTAFF Michael		WGC		* 13.56	19.79	* 13.77	27.33	96.17	+ 17.07
14	67		1997	U18	(3)	OLIVER Ryan		NOR		13.88	* 13.83	* 13.61	27.44	99.05	+ 43.40
15	81		1999	U16	(6)	CHILDS Lewis		WGC		* 13.84	13.86	* 13.81	27.65	104.56	- 1.21
16	85		1964	M23	(1)	THOMSON Stewart		VIK		* 13.90	14.01	* 14.08	27.98	113.20	- 9.59

EASTERN REGION SNOWSPORTS ASSOCIATION 2014

Vikings "Team Evolution" Summer League

Special Slalom - Female & Male

ERSA Summer League - Final Ranking - Points

Rank	Bib.	RegNo	Year	Cat	(Rank)	Name	Art	Sno	Run-1	Run-2	Run-3	Time	Points	Perf
17	91		1999	U16	(7)	CASSIDY Ethan		VIK		14.14	* 14.09	* 14.02	28.11	116.61	- 27.99
18	84		2001	U14	(4)	KING Patrick		NOR		14.40	* 14.17	* 14.08	28.25	120.28	- 1.99
19	124	10372	1959	M23	(2)	ANDERSON Christopher		VIK	K--	14.64	* 14.04	* 14.23	28.27	120.80	+ 47.16
20	95		1998	U18	(4)	SYDER James		NOR		* 14.17	14.66	* 14.34	28.51	127.09	- 32.18
21	78		2000	U16	(8)	HOWE Harry		NOR	ELI	14.69	* 14.43	* 14.14	28.57	128.66	+ 44.82
22	69		1998	U18	(5)	LEVENE Harry		VIK		* 14.47	14.86	* 14.21	28.68	131.55	+ 65.78
23	96		2001	U14	(5)	BUTTERS Harvey		VIK		* 14.58	14.65	* 14.16	28.74	133.12	- 31.47
24	101		2000	U16	(9)	WARSOP Rowan		NOR	NOR	14.62	* 14.34	* 14.42	28.76	133.64	- 39.77
25	94		1999	U16	(10)	CASSIDY Cameron		VIK		* 14.56	14.77	* 14.24	28.80	134.69	- 21.39
26	93		2000	U16	(11)	STEWART Oliver		NOR		* 14.33		* 14.55	28.88	136.79	- 17.07
27	86		1997	U18	(6)	STEWART Harry		NOR		14.98	* 14.68	* 14.36	29.04	140.98	+ 17.27
28	92		1996	U21	(4)	WILSON Geoffrey		VIK		* 14.62	14.76	* 14.53	29.15	143.86	- 1.17
29	79		1967	M23	(3)	DURANT Jim		VIK		15.00	* 14.64	* 14.60	29.24	146.22	+ 43.55
30	88	20766	2001	U14	(6)	HUMPHREYS Charlie		HEM	TSN	* 14.73	14.91	* 14.65	29.38	149.89	+ 13.24
31	98		1999	U16	(12)	CASSIDY Finlay		VIK		* 14.63	14.68	* 14.77	29.40	150.41	- 18.07
31	65		1965	M23	(4)	SINEY Rick		BAS		* 14.46		* 14.94	29.40	150.41	+ 72.07
33	80		1967	M23	(5)	SYDER Mark		NOR		14.86	* 14.81	* 14.67	29.48	152.51	+ 49.04
34	103		2002	U14	(7)	YARROW Raffi		VIK		15.41	* 14.89	* 14.68	29.57	154.87	- 30.46
35	111		2000	U16	(13)	WALES Joesph		NOR		15.51	* 14.99	* 14.76	29.75	159.59	- 113.43
36	109		2001	U14	(8)	HADDEN Alex		ESX		15.33	* 15.06	* 15.00	30.06	167.71	- 70.82
37	97		1999	U16	(14)	HEARNEY Christopher		NOR		15.48	* 15.26	* 14.86	30.12	169.28	+ 4.16
38	87	20108	1996	U21	(5)	GODDARD Thomas		SUF		* 15.29	15.32	* 14.96	30.25	172.69	+ 45.79
39	102		1987	SM1	(1)	BELLAMY Edward		NOR		15.60	* 15.21	* 15.27	30.48	178.72	+ 0.39
40	89		2001	U14	(9)	MCCABE-ABLE Maximus		VIK			* 15.51	* 15.07	30.58	181.34	+ 44.16
41	104		2000	U16	(15)	SPOONER Harrison		VIK		15.59	* 15.48	* 15.14	30.62	182.38	- 23.44
42	100		1999	U16	(16)	PAYNE George		ESX	BAS	15.97	* 15.42	* 15.32	30.74	185.53	+ 14.56
43	115		1997	U18	(7)	LOCKWOOD Marcus		VIK		* 15.64	15.70	* 15.73	31.37	202.04	- 145.50
44	113		1999	U16	(17)	MCLEISH James		ESX		16.30	* 15.77	* 15.67	31.44	203.87	- 86.02
45	107		1959	M23	(6)	WHITE Pat		VIK		16.08	* 16.02	* 15.72	31.74	211.73	- 18.08
46	123		2002	U14	(10)	CROCKETT Fraser		VIK		16.64	* 15.94	* 15.84	31.78	212.78	- 34.13
47	120		2002	U14	(11)	GOMEZ CLARKE Jamie		NOR		16.79	* 15.76	* 16.72	32.48	231.12	- 270.94
48	108		1978	SM1	(2)	GREEN Stuart		HEM	HEM	17.32	* 16.42	* 16.10	32.52	232.17	+ 15.38
49	117		1967	M23	(7)	REID Evan		VIK		16.52	* 16.37	* 16.22	32.59	234.01	- 151.41
50	118		2001	U14	(12)	MARTIN Karl		VIK		* 16.21	16.31	* 16.73	32.94	243.18	- 184.37
51	112		1951	M23	(8)	COOPER Douglas		NOR		17.47	* 17.20	* 17.10	34.30	278.82	+ 3.23
52	116		2001	U14	(13)	REYNOLDS Joshua		NOR		17.64	* 17.29	* 18.13	35.42	308.17	- 47.78
53	119		1966	M23	(9)	FRANCIS Carl		VIK		18.32	* 18.07	* 17.87	35.94	321.79	- 159.88
54	121		2002	U14	(14)	LIGGINS Max		VIK			* 20.08	* 19.80	39.88	425.04	-

Did Not Start - Run-1 (7)

71			1997	U18		DOWDEN Mason		VIK							
72	19132		1994	U21		HUTCHINGS Michael		WGC							
99			2002	U14		UPRIGHT Sam		NOR							
105			2000	U16		PRINGLE Angus		NOR							
106	19335		1964	M23		MROZ Jaroslaw		ESX	DHO						
110			1955	M23		DANBURY Mike		WGC							
122			1999	U16		DEWSON Oliver		NOR							

Did Not Finish - Run-1 (2)

89			2001	U14		MCCABE-ABLE Maximus		VIK			* 15.51	* 15.07			
121			2002	U14		LIGGINS Max		VIK			* 20.08	* 19.80			

Did Not Start - Run-2 (7)




71			1997	U18		DOWDEN Mason		VIK							
72	19132		1994	U21		HUTCHINGS Michael		WGC							
99			2002	U14		UPRIGHT Sam		NOR							

EASTERN REGION SNOWSPORTS ASSOCIATION 2014

Vikings "Team Evolution" Summer League

Special Slalom - Female & Male

ERSA Summer League - Final Ranking - Points

Rank	Bib.	RegNo	Year	Cat	(Rank) Name	Art	Sno	Run-1	Run-2	Run-3	Time	Points	Perf
	105		2000	U16	PRINGLE Angus		NOR							
	106	19335	1964	M23	MROZ Jaroslaw		ESX	DHO						
	110		1955	M23	DANBURY Mike		WGC							
	122		1999	U16	DEWSON Oliver		NOR							








Did Not Finish - Run-2 (1)

	65		1965	M23	SINEY Rick		BAS		* 14.46		* 14.94			
--	----	--	------	-----	-------------------	---	-----	--	---------	--	---------	--	--	--

Disqualified - Run-2 (1)

	93		2000	U16	STEWART Oliver		NOR		* 14.33		* 14.55			
--	----	--	------	-----	-----------------------	---	-----	--	---------	--	---------	--	--	--

Did Not Start - Run-3 (7)

	71		1997	U18	DOWDEN Mason		VIK							
	72	19132	1994	U21	HUTCHINGS Michael		WGC							
	99		2002	U14	UPRIGHT Sam		NOR							
	105		2000	U16	PRINGLE Angus		NOR							
	106	19335	1964	M23	MROZ Jaroslaw		ESX	DHO						
	110		1955	M23	DANBURY Mike		WGC							
	122		1999	U16	DEWSON Oliver		NOR							

Did Not Finish - Run-3 (2)

	90		1966	M23	GARRETT Mike		NOR		15.87	* 15.60				
	114		2002	U14	HARDING Luke		ESX		16.33	* 16.03				

Disqualified - Run-3 (1)

	66		1973	M23	YARROW Tristan		VIK	VIK	13.92	* 13.63				
--	----	--	------	-----	-----------------------	---	-----	-----	-------	---------	--	--	--	--