

EASTERN REGION SNOWSPORTS ASSOCIATION 2014

BAS "Team Evolution" Summer League

Special Slalom - Female & Male (U12's)

ERSA Summer League - Final Ranking - Points



Rank	Bib.	RegNo	Year	Cat	(Rank)	Name	Art	Sno	Run-1	Run-2	Run-3	Time	Points	Perf
------	------	-------	------	-----	--------	------	-------	-----	-----	-------	-------	-------	------	--------	------

=== ERSA Girls and Ladies ===

1	23		2003	U12	(1)	BOTY Nia		HEM	ELI	11.11	* 10.83	* 10.86	21.69	0.00	+ 15.38
2	22		2003	U12	(2)	HOLMES Abby		NOR		11.82	* 11.10	* 10.87	21.97	8.00	+ 6.34
3	24	20998	2003	U12	(3)	BARDER Katie		HEM	HEM	11.81	* 11.72	* 11.49	23.21	43.45	+ 12.03
4	21		2003	U12	(4)	SHELLEY Annie		VIK		12.20	* 11.65	* 11.79	23.44	50.02	+ 25.41
5	26		2003	U12	(5)	WEST Sophie		VIK		12.00	* 11.80	* 11.95	23.75	58.88	+ 11.95
6	32		2003	U12	(6)	MAWSON Carys		WGC		* 12.52	12.67	* 12.39	24.91	92.04	- 46.50
7	35		2006	U10	(1)	BLACKWELL Lucy		TAL		13.21	* 12.45	* 12.72	25.17	99.47	- 21.28
8	31		2004	U12	(7)	KING Emily		VIK		13.32	* 12.93	* 12.86	25.79	117.20	+ 25.58
9	33		2007	U08	(1)	TUTT Holly		HEM		13.97	* 13.52	* 13.28	26.80	146.07	+ 27.27
10	28		2005	U10	(2)	ARLOTT Holly		HEM		15.63	* 13.92	* 13.57	27.49	165.79	- 8.25
11	36		2007	U08	(2)	BUSHELL Grace		NOR		16.97	* 14.54	* 16.05	30.59	254.40	-
12	25	20678	2003	U12	(8)	CUTHBERT Tia		VIK		16.08	* 15.49	* 15.21	30.70	257.55	+ 16.72
13	27		2004	U12	(9)	ROW Stella		VIK		* 16.64	* 15.93	16.65	32.57	311.00	- 61.44
14	29		2007	U08	(3)	KING Jessica		VIK		19.75	* 17.82	* 18.40	36.22	415.33	+ 40.87

Did Not Start - Run-1 (3)

30		2005	U10			SELT Olivia		VIK							
34		2003	U12			ELLIFF Alexa		VIK							
37		2004	U12			DE FRIEND Faye		ESX							

Did Not Start - Run-2 (3)

30		2005	U10			SELT Olivia		VIK							
34		2003	U12			ELLIFF Alexa		VIK							
37		2004	U12			DE FRIEND Faye		ESX							

Did Not Start - Run-3 (3)

30		2005	U10			SELT Olivia		VIK							
34		2003	U12			ELLIFF Alexa		VIK							
37		2004	U12			DE FRIEND Faye		ESX							

=== ERSA Boys and Men ===









1	6	20884	2003	U12	(1)	THOMPSON Joseph		NOR	ELI	10.00	* 9.84	* 9.91	19.75	0.00	+ 16.77
2	7	20748	2003	U12	(2)	DADE Tommy		NOR	AMB	* 10.11	* 9.94	10.19	20.05	9.42	+ 26.00
3	2	20264	2003	U12	(3)	REIDY Thomas		HEM	K--	10.86	* 10.62	* 10.79	21.41	52.11	- 10.94
4	10	21194	2003	U12	(4)	NEWTON Charlie		HEM	HEM	11.39	* 10.89	* 10.63	21.52	55.56	+ 4.18
5	14		2003	U12	(5)	BUSHELL George		NOR	NOR	12.32	* 11.08	* 11.01	22.09	73.46	- 58.11
6	5		2005	U10	(1)	PARKER Travis		NOR		11.25	* 11.22	* 10.90	22.12	74.40	- 7.71
7	11		2004	U12	(6)	B EGLIN Thomas		HEM		11.53	* 11.52	* 11.39	22.91	99.20	- 30.30

EASTERN REGION SNOWSPORTS ASSOCIATION 2014

BAS "Team Evolution" Summer League

Special Slalom - Female & Male (U12's)

ERSA Summer League - Final Ranking - Points

Rank	Bib.	RegNo	Year	Cat	(Rank)	Name	Art	Sno	Run-1	Run-2	Run-3	Time	Points	Perf
8	1		2006	U10	(2)	DADE Jake		NOR		12.05	* 11.51	* 11.57	23.08	104.54	- 6.32
9	4		2006	U10	(3)	SMITH Ben		VIK			* 11.95	* 11.66	23.61	121.17	+ 12.09
10	17		2003	U12	(7)	WILLIAMS Elliot		WGC		12.32	* 11.64	* 12.23	23.87	129.34	- 111.96
11	12		2005	U10	(4)	WALES Jonathan		NOR		* 12.40	12.54	* 11.94	24.34	144.09	- 16.09
12	9		2007	U08	(1)	SMITH Bradley		VIK		13.46	* 13.02	* 12.99	26.01	196.52	- 2.17
13	16		2003	U12	(8)	TAMANA Hari		HEM		14.56	* 13.31	* 12.86	26.17	201.54	- 197.97
14	8		2005	U10	(5)	PAGE-BROWNE Adam		WGC		* 13.75	13.77	* 13.65	27.40	240.15	+ 14.44
15	13		2007	U08	(2)	MITCHELL Kieran		NOR		14.41	* 14.36	* 14.32	28.68	280.33	+ 0.04

Did Not Start - Run-1 (2)

3			2003	U12		MCANALLY Ewan		WGC							
15			2006	U10		DE FRIEND Kye		ESX							

Did Not Finish - Run-1 (1)

4			2006	U10		SMITH Ben		VIK			* 11.95	* 11.66			
---	--	--	------	-----	--	-----------	---	-----	--	--	---------	---------	--	--	--

Did Not Start - Run-2 (2)

3			2003	U12		MCANALLY Ewan		WGC							
15			2006	U10		DE FRIEND Kye		ESX							

Did Not Start - Run-3 (2)

3			2003	U12		MCANALLY Ewan		WGC							
15			2006	U10		DE FRIEND Kye		ESX							

EASTERN REGION SNOWSPORTS ASSOCIATION 2013

BAS "Team Evolution" Summer League

Special Slalom - Female & Male

ERSA Summer League - Final Ranking - Points



Rank	Bib.	RegNo	Year	Cat	(Rank)	Name	Art	Sno	Run-1	Run-2	Run-3	Time	Points	Perf n9
------	------	-------	------	-----	--------	------	-------	-----	-----	-------	-------	-------	------	--------	---------

=== ERSA Girls and Ladies ===

1	112	19016	1995	U21	(1)	SKIPPER Sophie		NOR	NOR	10.73	* 10.44	* 10.62	21.06	0.00	+ 2.41
2	115		1997	U18	(1)	SPANTON Jessica		NOR		11.06	* 10.71	* 10.68	21.39	9.72	+ 15.36
3	111	19712	1999	U16	(1)	BOTY Carys		HEM	ELI	11.17	* 10.92	* 10.75	21.67	17.96	- 12.79
4	122	20840	1999	U16	(2)	SNOW Elise		HEM	TEL	* 10.76	11.40	* 10.99	21.75	20.31	+ 17.46
5	116		1997	U18	(2)	DURANT Ella		VIK		* 10.95	11.10	* 11.03	21.98	27.08	- 7.99
6	118	20337	2001	U14	(1)	SKIPPER Megan		NOR	NOR	* 11.22	11.48	* 10.97	22.19	33.27	- 11.22
7	121	20496	2002	U14	(2)	SCRANAGE-HARRISON Elenor		HEM	HEM	* 11.37	11.95	* 11.57	22.94	55.35	- 6.05
8	114	19235	1999	U16	(3)	ROYAL Natasha		VIK	BSA		* 11.64	* 11.37	23.01	57.41	+ 25.65
9	119	14159	1970	M23	(1)	ANDERSON Beverley		VIK	K--	* 11.61	11.82	* 11.72	23.33	66.83	+ 25.08
10	117		1997	U18	(3)	KING Maddy		NOR		11.96	* 11.79	* 11.66	23.45	70.36	+ 21.21
11	124		1999	U16	(4)	DEAN Emily		HEM		12.10	* 11.77	* 11.71	23.48	71.24	+ 16.66
12	113		1999	U16	(5)	MCCABE-ABLE Scarlett		VIK		* 11.57		* 11.93	23.50	71.83	- 1.51
13	130	20999	1999	U16	(6)	BARDER Beatrice		HEM	HEM	12.05	* 11.83	* 11.74	23.57	73.89	- 22.00
14	120		2001	U14	(3)	LUCK Jemma		NOR		* 11.91	11.92	* 11.73	23.64	75.95	+ 18.74
15	131		2001	U14	(4)	HAWKINS Lily		HEM		12.63	* 12.07	* 12.22	24.29	95.09	- 4.91
16	126	21001	2001	U14	(5)	LEVENE Grace		VIK		12.32	* 12.17	* 12.34	24.51	101.57	+ 19.02
17	128		2000	U16	(7)	WEBSTER Atlanta		NOR		12.52	* 12.45	* 12.46	24.91	113.34	+ 28.66
18	127		2001	U14	(6)	HAWKINS Danielle		HEM		12.89	* 12.66	* 12.40	25.06	117.76	+ 35.07
19	136		2001	U14	(7)	KERSHAW Ellie		NOR		13.36	* 12.56	* 12.53	25.09	118.64	- 25.73
20	134	20725	2002	U14	(8)	WARMINGTON Harriet		HEM	HEM	* 12.52	12.68	* 12.58	25.10	118.94	- 13.71
21	132		2002	U14	(9)	BARNARD Xynia		NOR		* 12.47	12.49	* 12.66	25.13	119.82	+ 15.65
22	133		2001	U14	(10)	HAWKINS Zara		HEM		13.00	* 12.65	* 12.50	25.15	120.41	- 3.61
23	139		1999	U16	(8)	HAWES Claudia		NOR		13.47	* 12.89	* 12.70	25.59	133.36	- 53.74
24	129		1996	U21	(2)	SELT Molly		VIK		* 12.98	13.38	* 12.68	25.66	135.42	+ 42.55
25	137	19746	2000	U16	(9)	BRADLEY Lydia		HEM	HEM	13.38	* 13.37	* 13.29	26.66	164.86	+ 17.50
26	140		1996	U21	(3)	HOGAN Sophie		VIK		14.81	* 14.11	* 13.99	28.10	207.26	- 10.70
27	143		2001	U14	(11)	CAMPBELL Ellen		WGC		14.92	* 14.58	* 14.31	28.89	230.51	- 61.19
28	141		2002	U14	(12)	SHELLEY Madeline		VIK		15.04	* 14.53	* 14.37	28.90	230.81	- 8.36
29	142		1999	U16	(10)	ELPHICK Alex		ESX		15.59	* 14.79	* 14.90	29.69	254.06	- 8.51
30	144		1984	SM1	(1)	EDWARDS Donna		VIK		17.90	* 17.24	* 16.80	34.04	382.13	- 18.04

Did Not Start - Run-1 (2)

125	19133	1994	U21		BEE Anastasia		WGC								
138	21176	1999	U16		DAVIGHI Lucia		HEM	HEM							

Did Not Finish - Run-1 (1)

145	19700	1997	U18		TOOGOOD Natalia		VIK								
-----	-------	------	-----	--	-----------------	--	-----	--	--	--	--	--	--	--	--

Disqualified - Run-1 (1)

114	19235	1999	U16		ROYAL Natasha		VIK	BSA		* 11.64	* 11.37				
-----	-------	------	-----	--	---------------	--	-----	-----	--	---------	---------	--	--	--	--

EASTERN REGION SNOWSPORTS ASSOCIATION 2013

BAS "Team Evolution" Summer League

Special Slalom - Female & Male

ERSA Summer League - Final Ranking - Points

Rank	Bib.	RegNo	Year	Cat	(Rank)	Name	Art	Sno	Run-1	Run-2	Run-3	Time	Points	Perf
------	------	-------	------	-----	--------	------	-------	-----	-----	-------	-------	-------	------	--------	------

Did Not Start - Run-2 (2)

	125	19133	1994	U21		BEE Anastasia		WGC							
	138	21176	1999	U16		DAVIGHI Lucia		HEM	HEM						

Did Not Finish - Run-2 (2)

	113		1999	U16		MCCABE-ABLE Scarlett		VIK		* 11.57		* 11.93			
	145	19700	1997	U18		TOOGOOD Natalia		VIK							

Did Not Start - Run-3 (2)

	125	19133	1994	U21		BEE Anastasia		WGC							
	138	21176	1999	U16		DAVIGHI Lucia		HEM	HEM						

Did Not Finish - Run-3 (3)

	123	21355	2001	U14		TAPSELL Charlotte		HEM	CHT	10.69	* 10.43				
	135		1999	U16		TURNER Lucy-May		VIK	ELI	13.09	* 12.74				
	145	19700	1997	U18		TOOGOOD Natalia		VIK							

Disqualified - Run-3 (1)

	146		1998	U18		CUTHBERT Isabella		WGC		13.71	* 13.02				
--	-----	--	------	-----	--	-------------------	---	-----	--	-------	---------	--	--	--	--

=== ERSA Boys and Men ===

1	65	18629	1993	SM1	(1)	MOLLOY Daniel		NOR		9.73	* 9.38	* 9.31	18.69	0.00	- 12.07
2	63	20637	1996	U21	(1)	WIGMORE Mathew		NOR		26.00	* 9.56	* 9.48	19.04	11.61	+ 14.14
3	105	12458	1982	SM1	(2)	TELLING Paul		EVO	EVO	10.11	* 9.72	* 9.58	19.30	20.24	- 19.18
4	60	20628	1997	U18	(1)	RICHARDSON Thomas		NOR		9.98	* 9.84	* 9.82	19.66	32.18	+ 32.68
5	74		1994	U21	(2)	WELLS Oliver		HEM		10.03	* 9.83	* 9.91	19.74	34.83	- 62.60
6	59	18810	1997	U18	(2)	FENELEY Luke		NOR	BSA	9.87	* 9.87	* 9.96	19.83	37.82	+ 11.33
7	57		1999	U16	(1)	HOLMES Thomas		NOR		10.36	* 10.17	* 9.90	20.07	45.78	- 8.51
8	54	20687	2001	U14	(1)	TROUNG Aaron		VIK	AMB	10.27	* 10.03	* 10.10	20.13	47.77	+ 18.63
9	55		1999	U16	(2)	DAVIES Harry		NOR		10.58	* 10.17	* 10.13	20.30	53.41	+ 3.26
10	64		1965	M23	(1)	SPANTON Nicholas		NOR		10.42	* 10.15	* 10.28	20.43	57.72	+ 13.64
11	62	19854	1999	U16	(3)	BINGHAM Jonathan		ESX	SAS	10.42	* 10.23	* 10.26	20.49	59.71	+ 21.71
12	66		2001	U14	(2)	APPLETON Byron		HEM		10.72	* 10.33	* 10.33	20.66	65.35	- 9.36
12	56	19713	1997	U18	(3)	BOTY Harry		HEM	ELI	* 10.40	10.50	* 10.26	20.66	65.35	+ 14.10
14	61	19691	1996	U21	(3)	REIDY Luca		HEM	K--	10.64	* 10.51	* 10.19	20.70	66.68	+ 20.14
15	67	21723	2000	U16	(4)	HOWE Charlie		NOR		10.47	* 10.38	* 10.35	20.73	67.67	- 12.65
16	78		1999	U16	(5)	CHILDS Lewis		WGC		10.93	* 10.55	* 10.72	21.27	85.59	- 32.71
17	73		2001	U14	(3)	LONGSTAFF Michael		WGC		10.92	* 10.66	* 10.63	21.29	86.25	- 8.00
18	69		1999	U16	(6)	LANE Joshua		NOR		11.08	* 10.74	* 10.59	21.33	87.58	- 0.60
19	76	20184	2000	U16	(7)	NEWTON William		HEM	HEM	11.06	* 10.71	* 10.84	21.55	94.87	- 15.65
20	53	18661	1997	U18	(4)	WARMINGTON Richard		HEM	HEM	11.17	* 10.92	* 10.73	21.65	98.19	+ 57.01
21	77	13217	1968	M23	(2)	SHARP Anthony		HEM		11.28	* 11.09	* 11.04	22.13	114.11	- 1.55
22	75	19855	2002	U14	(4)	BINGHAM Nicholas		ESX	SAS	11.63	* 11.08	* 11.20	22.28	119.09	+ 16.43
23	80	20126	2000	U16	(8)	THOMPSON Connor		VIK		11.69	* 11.28	* 11.17	22.45	124.73	+ 5.88
24	70	10372	1959	M23	(3)	ANDERSON Christopher		VIK	K--	11.15	* 11.13	* 11.51	22.64	131.03	+ 42.24
25	72		1965	M23	(4)	SINEY Rick		BAS		11.47	* 11.31	* 11.47	22.78	135.68	+ 42.19
25	51		1997	U18	(5)	OLIVER Ryan		NOR		* 11.69	11.73	* 11.09	22.78	135.68	+ 64.88
27	82		1997	U18	(6)	STEWART Harry		NOR		11.69	* 11.60	* 11.34	22.94	140.98	+ 2.12
28	83	20766	2001	U14	(5)	HUMPHREYS Charlie		HEM	TSN	12.78	* 11.47	* 11.89	23.36	154.92	+ 7.29
29	89		2001	U14	(6)	BUTTERS Harvey		VIK			* 11.89	* 11.80	23.69	165.86	+ 1.86
30	88		2000	U16	(9)	STEWART Oliver		NOR		12.22	* 11.92	* 11.89	23.81	169.84	+ 9.36
31	79		1967	M23	(5)	SYDER Mark		NOR		12.12	* 11.94	* 11.98	23.92	173.49	+ 54.87

EASTERN REGION SNOWSPORTS ASSOCIATION 2013

BAS "Team Evolution" Summer League

Special Slalom - Female & Male

ERSA Summer League - Final Ranking - Points

Rank	Bib.	RegNo	Year	Cat	(Rank)	Name	Art	Sno	Run-1	Run-2	Run-3	Time	Points	Perf
32	90		1999	U16	(10)	DEWSON Oliver		NOR		* 12.13	12.45	* 11.87	24.00	176.15	+ 2.93
33	94		2000	U16	(11)	WALES Joesph		NOR		12.48	* 12.03	* 12.03	24.06	178.14	- 28.08
33	91		2002	U14	(7)	YARROW Raffi		VIK		12.70	* 12.14	* 11.92	24.06	178.14	- 6.54
33	85		1998	U18	(7)	SYDER James		NOR		12.17	* 11.85	* 12.21	24.06	178.14	+ 27.18
36	86		2001	U14	(8)	MCCABE-ABLE Maximus		VIK		* 12.17	16.94	* 11.90	24.07	178.47	+ 26.14
37	87		1996	U21	(4)	WILSON Geoffrey		VIK		* 12.24		* 11.97	24.21	183.11	+ 23.52
38	81		2001	U14	(9)	KING Patrick		NOR		12.60	* 12.30	* 11.97	24.27	185.10	+ 56.95
39	95		2001	U14	(10)	HADDEN Alex		ESX		12.82	* 12.33	* 12.36	24.69	199.04	- 15.79
40	92		1999	U16	(12)	PAYNE George		ESX	BAS	13.07	* 12.52	* 12.31	24.83	203.68	+ 17.56
41	93		1987	SM1	(3)	BELLAMY Edward		NOR		12.69	* 12.45	* 12.67	25.12	213.30	+ 25.73
42	97		1978	SM1	(4)	GREEN Stuart		HEM	HEM	13.09	* 12.66	* 12.77	25.43	223.58	- 8.36
43	101	22056	2000	U16	(13)	SCHLOTE Harry		HEM	HEM	14.86	* 13.62	* 12.91	26.53	260.07	- 84.39
44	98		1960	M23	(6)	CAMPBELL Stephen		WGC		14.59	* 13.85	* 14.08	27.93	306.52	+ 16.25
45	99		2001	U14	(11)	REYNOLDS Joshua		NOR		14.60	* 14.42	* 13.87	28.29	318.46	+ 3.40
46	100		2002	U14	(12)	HARDING Luke		ESX			* 14.60	* 13.95	28.55	327.08	- 3.50
47	104		2002	U14	(13)	CUTHBERT Hugo		WGC		15.30	* 14.53	* 14.03	28.56	327.42	- 97.06
48	102		1956	M23	(7)	BRADLEY Stephen		HEM		* 15.05	15.36	* 15.48	30.53	392.77	+ 47.58
49	103		1999	U16	(14)	BURNETT Alex		WGC		* 30.83	42.77	* 15.05	45.88	901.97	+ 549.85
50	71		1973	M23	(8)	YARROW Tristan		VIK	VIK	11.35	* 10.87	* 44.61	55.48	1220.43	+ 1130.82

Did Not Start - Run-1 (4)

52			1995	U21		DAVIES Ben		NOR							
58			1998	U18		BRESKAL Bailey		WGC							
84			2000	U16		BURNETT Cameron		WGC							
96			2000	U16		PRINGLE Angus		NOR							

Did Not Finish - Run-1 (2)

68			1998	U18		LEVENE Harry		VIK				* 11.80			
89			2001	U14		BUTTERS Harvey		VIK			* 11.89	* 11.80			

Disqualified - Run-1 (1)

100			2002	U14		HARDING Luke		ESX			* 14.60	* 13.95			
-----	--	--	------	-----	--	--------------	---	-----	--	--	---------	---------	--	--	--

Did Not Start - Run-2 (4)

52			1995	U21		DAVIES Ben		NOR							
58			1998	U18		BRESKAL Bailey		WGC							
84			2000	U16		BURNETT Cameron		WGC							
96			2000	U16		PRINGLE Angus		NOR							

Did Not Finish - Run-2 (2)

68			1998	U18		LEVENE Harry		VIK				* 11.80			
87			1996	U21		WILSON Geoffrey		VIK		* 12.24		* 11.97			

Did Not Start - Run-3 (4)

52			1995	U21		DAVIES Ben		NOR							
58			1998	U18		BRESKAL Bailey		WGC							
84			2000	U16		BURNETT Cameron		WGC							
96			2000	U16		PRINGLE Angus		NOR							