

# EASTERN REGION SNOWSPORTS ASSOCIATION 2014

## ESX "Team Evolution" Summer League

### Special Slalom - Boys & Girls (U12's)

### ERSA Summer League - Final Ranking - Points




Rank	Bib.	RegNo	Year	Cat	(Rank)	Name	.....	Art	Sno	Run-1	Run-2	Run-3	Time	Points	Perf
------	------	-------	------	-----	--------	------	-------	-----	-----	-------	-------	-------	------	--------	------








#### ++ Under 08 - Girls ++

1	20		2007	U08	(1)	TUTT Holly		HEM		15.51	* 14.42	* 15.25	<b>29.67</b>	134.50	+ 17.48
2	30		2007	U08	(2)	BUSHELL Grace		NOR		* 17.33	* 17.40	17.42	<b>34.73</b>	280.22	+ 39.29
3	40		2007	U08	(3)	HIGGS Eira-Mia		ESX		* 17.94	* 17.78	19.75	<b>35.72</b>	308.74	-
4	45		2008	U08	(4)	AMOS Lilly-Ella		ESX		* 18.91	19.22	* 18.64	<b>37.55</b>	361.44	-
5	36		2007	U08	(5)	KING Jessica		VIK		* 21.15	* 21.47	22.16	<b>42.62</b>	507.46	+ 154.29
6	47		2008	U08	(6)	JELPIDIFOROVA Valeria		ESX		* 26.55		* 26.26	<b>52.81</b>	800.93	-

#### Disqualified - Run-2 (1)

47			2008	U08		JELPIDIFOROVA Valeria		ESX		* 26.55		* 26.26			
----	--	--	------	-----	--	-----------------------	---	-----	--	---------	--	---------	--	--	--

#### ++ Under 08 - Boys ++

1	23		2007	U08	(1)	SMITH Bradley		VIK		* 14.03	* 13.77	15.03	<b>27.80</b>	196.48	+ 36.73
2	27		2007	U08	(2)	MITCHELL Kieran		NOR		* 15.44	* 15.62	17.04	<b>31.06</b>	303.96	+ 90.98
3	42		2007	U08	(3)	ENGLAND Alfie		ESX		* 16.69	17.88	* 16.11	<b>32.80</b>	361.32	-
4	37		2007	U08	(4)	FRANCIS Jude		VIK		* 17.69	* 16.99	18.27	<b>34.68</b>	423.30	+ 35.39
5	172		2007	U08	(5)	WEBB Joshua		ESX		* 19.62	20.84	* 19.89	<b>39.51</b>	582.53	-
6	173		2007	U08	(6)	JONES Daniel		ESX		* 22.45	* 23.36	23.85	<b>45.81</b>	790.22	-
7	50		2010	U08	(7)	CIS Luca		ESX		* 25.39	* 26.52	30.80	<b>51.91</b>	991.32	-

#### ++ Under 10 - Girls ++

1	6		2005	U10	(1)	MANN Madeleine		VIK		* 13.16	* 13.16	13.53	<b>26.32</b>	38.02	+ 8.98
2	16		2006	U10	(2)	BLACKWELL Lucy		TAL		14.42	* 14.20	* 14.38	<b>28.58</b>	103.10	+ 13.19
3	24		2005	U10	(3)	ARLOTT Holly		HEM		* 17.19	* 17.56		<b>34.75</b>	280.80	+ 113.66
4	28		2005	U10	(4)	SELT Olivia		VIK		18.09	* 17.64	* 17.41	<b>35.05</b>	289.44	+ 60.27

#### Did Not Finish - Run-3 (1)

24			2005	U10		ARLOTT Holly		HEM		* 17.19	* 17.56				
----	--	--	------	-----	--	--------------	---	-----	--	---------	---------	--	--	--	--

#### ++ Under 10 - Boys ++










1	5	21604	2005	U10	(1)	OGDEN Alexander		NOR	EVO	* 11.73	* 11.59	12.12	<b>23.32</b>	48.79	+ 5.85
2	17	22059	2006	U10	(2)	DADE Jake		NOR	NOR	* 12.22	* 12.72	12.73	<b>24.94</b>	102.20	+ 8.30
3	8	22087	2005	U10	(3)	PARKER Travis		NOR		* 12.49	* 12.50	13.62	<b>24.99</b>	103.85	+ 34.84
4	2	22026	2005	U10	(4)	LOUTH Oscar		HEM		* 12.67	12.94	* 12.71	<b>25.38</b>	116.70	+ 30.42

## EASTERN REGION SNOWSPORTS ASSOCIATION 2014

## ESX "Team Evolution" Summer League

## Special Slalom - Boys &amp; Girls (U12's)

## ERSA Summer League - Final Ranking - Points

Rank	Bib.	RegNo	Year	Cat	(Rank)	Name	.....	Art	Sno	Run-1	Run-2	Run-3	Time	Points	Perf
5	25		2005	U10	(5)	STANLEY Harvey		HEM	SAS	* 12.91	13.35	* 12.79	<b>25.70</b>	127.25	- 69.63
6	22		2005	U10	(6)	WALES Jonathan		NOR		* 13.04	* 13.18	13.43	<b>26.22</b>	144.40	+ 10.61
7	18		2006	U10	(7)	SMITH Ben		VIK		* 13.12	* 13.25	13.32	<b>26.37</b>	149.34	+ 49.66
8	29		2005	U10	(8)	THOMSON Kai		VIK		14.92	* 14.90	* 14.86	<b>29.76</b>	261.10	+ 24.82
9	26		2005	U10	(9)	PAGE-BROWNE Adam		WGC		* 15.29	* 15.77	15.85	<b>31.06</b>	303.96	+ 105.41
10	34		2006	U10	(10)	WEST Jamie		VIK		* 16.64	17.20	* 16.97	<b>33.61</b>	388.02	+ 90.50
11	39		2006	U10	(11)	JELPIDIFOROVA Eric		ESX		* 17.71	* 16.47	19.11	<b>34.18</b>	406.81	-
12	49		2006	U10	(12)	DE FRIEND Kye		ESX		* 17.79	17.93	* 17.04	<b>34.83</b>	428.24	-
13	38		2005	U10	(13)	PARTLETT-HULSTROM Albie		VIK		20.75	* 19.51	* 19.87	<b>39.38</b>	578.24	-

## ++ Under 12 - Girls ++

1	11	21334	2003	U12	(1)	BOTY Nia		HEM	ELI	* 12.47	* 12.53	12.75	<b>25.00</b>	0.00	+ 15.68
2	4		2003	U12	(2)	THOMSON Olya		VIK		* 12.63	* 12.64	12.64	<b>25.27</b>	7.78	- 56.60
3	12		2003	U12	(3)	SHELLEY Annie		VIK		* 12.86	* 12.74	13.48	<b>25.60</b>	17.28	- 1.77
4	13		2003	U12	(4)	BARDER Katie		HEM	HEM	* 13.04	* 12.63	14.38	<b>25.67</b>	19.30	+ 11.26
5	3		2003	U12	(5)	FRANCIS Mia		VIK		* 13.25	13.51	* 13.36	<b>26.61</b>	46.37	+ 26.35
6	9		2003	U12	(6)	WEST Sophie		VIK		* 13.44	* 13.63	14.44	<b>27.07</b>	59.62	+ 19.42
7	14		2003	U12	(7)	MCLEISH Emily		ESX		* 13.85		* 14.13	<b>27.98</b>	85.82	+ 41.42
8	171		2004	U12	(8)	KING Emily		VIK		* 14.89	* 14.90	15.80	<b>29.79</b>	137.95	+ 52.82
9	46		2004	U12	(9)	HUGHES Sophie		ESX		17.20	* 16.01	* 16.05	<b>32.06</b>	203.33	-
10	48		2004	U12	(10)	DE FRIEND Faye		ESX		17.19	* 17.15	* 15.99	<b>33.14</b>	234.43	-
11	31	20678	2003	U12	(11)	CUTHBERT Tia		VIK		18.55	* 17.79	* 17.08	<b>34.87</b>	284.26	+ 43.21
12	32		2004	U12	(12)	ROW Stella		VIK		18.26	* 18.12	* 17.69	<b>35.81</b>	311.33	+ 64.44

## Did Not Start - Run-1 (1)

41		2004	U12			VENABLES Felicity		VIK							
----	--	------	-----	--	--	-------------------	---	-----	--	--	--	--	--	--	--


## Did Not Start - Run-2 (1)

41		2004	U12			VENABLES Felicity		VIK							
----	--	------	-----	--	--	-------------------	---	-----	--	--	--	--	--	--	--










## Did Not Finish - Run-2 (1)

14		2003	U12			MCLEISH Emily		ESX		* 13.85		* 14.13			
----	--	------	-----	--	--	---------------	---	-----	--	---------	--	---------	--	--	--


## Did Not Start - Run-3 (1)

41		2004	U12			VENABLES Felicity		VIK							
----	--	------	-----	--	--	-------------------	---	-----	--	--	--	--	--	--	--

## ++ Under 12 - Boys ++

1	7	20884	2003	U12	(1)	THOMPSON Joseph		NOR	ELI	* 11.12	* 10.72	11.31	<b>21.84</b>	0.00	+ 19.43
2	15	20748	2003	U12	(2)	DADE Tommy		NOR	AMB	* 11.02	* 11.03	11.44	<b>22.05</b>	6.92	+ 26.16
3	10		2003	U12	(3)	BUSHELL George		NOR	NOR	* 12.39	* 12.48	12.68	<b>24.87</b>	99.89	+ 19.49
4	1	22306	2003	U12	(4)	TURNER Alfie		HEM		12.87	* 12.56	* 12.66	<b>25.22</b>	111.43	+ 49.23
5	21	21707	2003	U12	(5)	TAMANA Hari		HEM		14.36	* 13.64	* 13.42	<b>27.06</b>	172.09	+ 39.26
6	35		2003	U12	(6)	SADLER Alfie		NOR		14.96	* 14.22	* 14.01	<b>28.23</b>	210.66	- 113.54
7	44		2004	U12	(7)	JOLLIFFE Max		ESX		* 14.92	14.95	* 13.81	<b>28.73</b>	227.14	-
8	43		2004	U12	(8)	MARTIN Max		ESX		16.91	* 16.02	* 15.61	<b>31.63</b>	322.75	-
9	33		2004	U12	(9)	ALI Dylan		VIK		16.29	* 15.68	* 16.16	<b>31.84</b>	329.67	+ 37.58

## Did Not Start - Run-1 (1)

19		2003	U12			WILLIAMS Elliot		WGC							
----	--	------	-----	--	--	-----------------	---	-----	--	--	--	--	--	--	--

**EASTERN REGION SNOWSPORTS ASSOCIATION 2014**

**ESX "Team Evolution" Summer League**

**Special Slalom - Boys & Girls (U12's)**


**ERSA Summer League - Final Ranking - Points**

Rank	Bib.	RegNo	Year	Cat	(Rank) Name	.....	Art	Sno	Run-1	Run-2	Run-3	Time	Points	Perf
------	------	-------	------	-----	-------------	-------	-----	-----	-------	-------	-------	------	--------	------

**Did Not Start - Run-2 (1)**

19		2003	U12		<b>WILLIAMS Elliot</b>		WGC							
----	--	------	-----	--	------------------------	---	-----	--	--	--	--	--	--	--

**Did Not Start - Run-3 (1)**

19		2003	U12		<b>WILLIAMS Elliot</b>		WGC							
----	--	------	-----	--	------------------------	---	-----	--	--	--	--	--	--	--

# EASTERN REGION SNOWSPORTS ASSOCIATION 2014

## ESX "Team Evolution" Summer League

### Special Slalom - Female & Male

### ERSA Summer League - Final Ranking - Points



Rank	Bib.	RegNo	Year	Cat	(Rank)	Name	.....	Art	Sno	Run-1	Run-2	Run-3	Time	Points	Perf
<b>++ Under 14 - Girls ++</b>															
1	132	20337	2001	U14	(1)	SKIPPER Megan		NOR	NOR	11.36	* 10.95	* 11.38	<b>22.33</b>	64.36	+ 19.41
2	163	20496	2002	U14	(2)	SCRANAGE-HARRISON Elenor		HEM	HEM	12.03	* 11.42	* 11.52	<b>22.94</b>	83.05	+ 22.17
3	135	22083	2001	U14	(3)	HAWKINS Danielle		HEM		* 12.19	12.26	* 11.68	<b>23.87</b>	111.56	+ 36.65
4	137	22084	2001	U14	(4)	HAWKINS Lily		HEM		12.14	* 11.88	* 12.05	<b>23.93</b>	113.40	+ 14.91
5	136	22082	2001	U14	(5)	HAWKINS Zara		HEM		12.92	* 12.52	* 12.36	<b>24.88</b>	142.51	+ 44.43
6	144		2001	U14	(6)	KERSHAW Ellie		NOR		13.79	* 12.77	* 12.58	<b>25.35</b>	156.92	+ 20.36
7	141		2002	U14	(7)	BARNARD Xynia		NOR		13.03	* 12.69	* 12.94	<b>25.63</b>	165.50	+ 43.59
8	153		2001	U14	(8)	HACKETT Layla		VIK		14.38	* 13.51	* 13.31	<b>26.82</b>	201.97	- 3.94
9	154		2002	U14	(9)	TURNER Beth		VIK		14.30	* 13.64	* 13.36	<b>27.00</b>	207.48	- 1.16
10	155		2002	U14	(10)	SHELLEY Madeline		VIK		14.98	* 14.19	* 14.24	<b>28.43</b>	251.31	+ 10.96
11	164		2002	U14	(11)	GOULD Lauren		ESX			* 15.14	* 15.66	<b>30.80</b>	323.94	-

#### Did Not Start - Run-1 (1)

145	20725	2002	U14			WARMINGTON Harriet		HEM	HEM						
-----	-------	------	-----	--	--	--------------------	--	-----	-----	--	--	--	--	--	--

#### Disqualified - Run-1 (2)

162		2002	U14			LANDER Izzy		ESX			* 15.35				
164		2002	U14			GOULD Lauren		ESX			* 15.14	* 15.66			

#### Did Not Start - Run-2 (1)

145	20725	2002	U14			WARMINGTON Harriet		HEM	HEM						
-----	-------	------	-----	--	--	--------------------	--	-----	-----	--	--	--	--	--	--

#### Did Not Start - Run-3 (1)

145	20725	2002	U14			WARMINGTON Harriet		HEM	HEM						
-----	-------	------	-----	--	--	--------------------	--	-----	-----	--	--	--	--	--	--

#### Disqualified - Run-3 (1)

162		2002	U14			LANDER Izzy		ESX			* 15.35				
-----	--	------	-----	--	--	-------------	--	-----	--	--	---------	--	--	--	--

#### ++ Under 14 - Boys ++







1	54	20687	2001	U14	(1)	TROUNG Aaron		VIK	AMB	* 10.12	10.24	* 10.25	<b>20.37</b>	34.03	+ 7.80
2	51	22009	2001	U14	(2)	APPLETON Byron		HEM		10.72	* 10.57	* 10.65	<b>21.22</b>	61.33	+ 0.70
3	57	20481	2001	U14	(3)	HUDSON Thomas		NOR	BSA	* 10.53	10.77	* 10.92	<b>21.45</b>	68.71	+ 21.67
4	67	22164	2001	U14	(4)	LONGSTAFF Michael		WGC		11.82	* 11.67	* 11.44	<b>23.11</b>	122.01	+ 39.74
5	73	19855	2002	U14	(5)	BINGHAM Nicholas		ESX	SAS	11.93	* 11.71	* 11.92	<b>23.63</b>	138.71	+ 39.67
6	81		2001	U14	(6)	KING Patrick		NOR		11.75	* 11.71	* 11.93	<b>23.64</b>	139.03	+ 13.79
7	99		2001	U14	(7)	HADDEN Alex		ESX		12.81	* 11.87	* 12.18	<b>24.05</b>	152.19	- 35.85
8	87		2001	U14	(8)	BUTTERS Harvey		VIK		* 12.08	12.30	* 12.02	<b>24.10</b>	153.80	- 0.36

## EASTERN REGION SNOWSPORTS ASSOCIATION 2014

## ESX "Team Evolution" Summer League

## Special Slalom - Female &amp; Male

## ERSA Summer League - Final Ranking - Points

Rank	Bib.	RegNo	Year	Cat	(Rank)	Name	.....	Art	Sno	Run-1	Run-2	Run-3	Time	Points	Perf
9	85		2001	U14	(9)	MCCABE-ABLE Maximus		VIK		12.44	* 12.32	* 12.07	<b>24.39</b>	163.11	+ 13.69
10	93		2002	U14	(10)	YARROW Raffi		VIK		13.02	* 12.57	* 12.58	<b>25.15</b>	187.51	+ 20.61
11	115		2001	U14	(11)	MARTIN Alex		ESX		13.89	* 13.11	* 12.68	<b>25.79</b>	208.06	-
12	110		2002	U14	(12)	HARDING Luke		ESX		13.57	* 13.13	* 13.09	<b>26.22</b>	221.86	- 104.04
13	114		2001	U14	(13)	HUGHES Thomas		ESX		14.03	* 13.35	* 13.00	<b>26.35</b>	226.04	-
14	109		2001	U14	(14)	REYNOLDS Joshua		NOR		* 15.39	15.51	* 15.32	<b>30.71</b>	366.03	+ 71.01

## Did Not Start - Run-1 (1)

107		2002	U14			CROCKETT Fraser		VIK							
-----	--	------	-----	--	--	-----------------	---	-----	--	--	--	--	--	--	--

## Disqualified - Run-1 (1)

112		2001	U14			MARTIN Joe		ESX				* 14.31			
-----	--	------	-----	--	--	------------	---	-----	--	--	--	---------	--	--	--

## Did Not Start - Run-2 (1)

107		2002	U14			CROCKETT Fraser		VIK							
-----	--	------	-----	--	--	-----------------	---	-----	--	--	--	--	--	--	--


















## Disqualified - Run-2 (1)

112		2001	U14			MARTIN Joe		ESX				* 14.31			
-----	--	------	-----	--	--	------------	---	-----	--	--	--	---------	--	--	--

## Did Not Start - Run-3 (1)

107		2002	U14			CROCKETT Fraser		VIK							
-----	--	------	-----	--	--	-----------------	--	-----	--	--	--	--	--	--	--

## ++ Under 16 - Girls ++

1	129	20599	2000	U16	(1)	SHERING Nicole		HEM SAS		10.55	* 10.04	* 10.19	<b>20.23</b>	0.00	- 5.63	
2	131	19712	1999	U16	(2)	BOTY Carys		HEM ELI		11.82	* 11.33	* 11.36	<b>22.69</b>	75.39	+ 38.42	
3	125	19235	1999	U16	(3)	ROYAL Natasha		VIK BSA		11.74	* 11.56	* 11.18	<b>22.74</b>	76.93	+ 33.30	
4	122	20339	2000	U16	(4)	BURROUGHS Hannah		NOR		11.96	* 11.76	* 11.63	<b>23.39</b>	96.85	+ 7.45	
5	128		2000	U16	(5)	MANNBY Siobhan		VIK		12.61	* 11.68	* 11.75	<b>23.43</b>	98.07	+ 18.97	
6	126		1999	U16	(6)	MCCABE-ABLE Scarlett		VIK		12.04	* 11.79	* 11.65	<b>23.44</b>	98.38	+ 10.39	
7	139	20767	2000	U16	(7)	WEBSTER Atlanta		NOR NOR		12.35	* 12.02	* 11.87	<b>23.89</b>	112.17	+ 9.75	
8	143		1999	U16	(8)	DEREVE Emma		VIK		12.47	* 11.97	* 11.99	<b>23.96</b>	114.32	- 12.11	
9	148		1999	U16	(9)	HAWES Claudia		NOR		12.90	* 12.28	* 12.30	<b>24.58</b>	133.32	- 15.09	
10	147		1999	U16	(10)	BELGER Hattie		HEM		12.64	* 12.24	* 12.48	<b>24.72</b>	137.61	- 9.82	
11	146		1999	U16	(11)	BLYTH Charlotte		HEM		13.44	* 12.97	* 12.59	<b>25.56</b>	163.35	+ 18.21	
12	149		2000	U16	(12)	MCLEISH Alice		ESX		14.11	* 12.94	* 12.94	<b>25.88</b>	173.16	+ 17.39	
13	150		1999	U16	(13)	TURNER Lucy-May		VIK ELI		13.81	* 12.93	* 13.10	<b>26.03</b>	177.76	+ 15.83	
14	156		1999	U16	(14)	HARDING Bryony		ESX		14.07	* 13.24	* 13.59	<b>26.83</b>	202.27	- 70.55	
15	152		2000	U16	(15)	CHASE Amber		NOR		15.41	* 14.37	* 14.09	<b>28.46</b>	252.23	+ 63.10	
16	157		1999	U16	(16)	ELPHICK Alex		ESX		15.62	* 14.56	* 14.65	<b>29.21</b>	275.22	- 0.84	
17	161		1999	U16	(17)	BAUMBACH Jasmine		VIK				* 39.09	* 14.94	<b>54.03</b>	1035.89	-

## Disqualified - Run-1 (1)

161		1999	U16			BAUMBACH Jasmine		VIK				* 39.09	* 14.94		
-----	--	------	-----	--	--	------------------	---	-----	--	--	--	---------	---------	--	--

## Did Not Finish - Run-3 (1)

124		1999	U16			DURANT Antonia		VIK		11.33	* 11.21				
-----	--	------	-----	--	--	----------------	---	-----	--	-------	---------	--	--	--	--

## ++ Under 16 - Boys ++

1	59	22166	1999	U16	(1)	HOLMES Thomas		NOR		* 10.45	10.46	* 10.34	<b>20.79</b>	47.52	+ 3.19
---	----	-------	------	-----	-----	---------------	---	-----	--	---------	-------	---------	--------------	-------	--------

EASTERN REGION SNOWSPORTS ASSOCIATION 2014

ESX "Team Evolution" Summer League

Special Slalom - Female & Male

ERSA Summer League - Final Ranking - Points

Rank	Bib.	RegNo	Year	Cat	(Rank)	Name	.....	Art	Sno	Run-1	Run-2	Run-3	Time	Points	Perf
2	65	21119	1999	U16	(2)	DAVIES Harry		NOR		10.94	* 10.52	* 10.34	<b>20.86</b>	49.77	+ 2.53
3	58	19854	1999	U16	(3)	BINGHAM Jonathan		ESX	SAS	10.69	* 10.60	* 10.63	<b>21.23</b>	61.65	+ 32.60
4	66	21691	1999	U16	(4)	LANE Joshua		NOR		10.78	* 10.61	* 10.72	<b>21.33</b>	64.86	- 9.33
5	75	20126	2000	U16	(5)	THOMPSON Connor		VIK		* 11.01	11.16	* 11.24	<b>22.25</b>	94.40	- 12.78
6	52	21723	2000	U16	(6)	HOWE Charlie		NOR		11.82	* 11.17	* 11.17	<b>22.34</b>	97.29	+ 30.22
7	90		1999	U16	(7)	CASSIDY Cameron		VIK		12.45	* 11.59	* 11.62	<b>23.21</b>	125.22	- 31.69
8	76	21868	1999	U16	(8)	GRAINGER Christopher		VIK	BSA	12.08	* 11.64	* 11.82	<b>23.46</b>	133.25	+ 22.15
9	84		1999	U16	(9)	CASSIDY Ethan		VIK		* 11.85	11.94	* 11.67	<b>23.52</b>	135.17	- 7.22
10	92		1999	U16	(10)	CASSIDY Finlay		VIK		13.27	* 11.96	* 11.74	<b>23.70</b>	140.95	- 19.49
11	94		2000	U16	(11)	WALES Joesph		NOR		12.05	* 11.97	* 11.86	<b>23.83</b>	145.13	- 22.51
12	104		1999	U16	(12)	MCLEISH James		ESX		12.56	* 11.88	* 12.21	<b>24.09</b>	153.47	- 79.01
13	106		1999	U16	(13)	BROWN Elliot		ESX		12.43	* 12.18	* 12.44	<b>24.62</b>	170.49	- 62.92
14	97		1999	U16	(14)	PAYNE George		ESX	BAS	13.08	* 12.81	* 12.49	<b>25.30</b>	192.33	+ 9.12
15	88		2000	U16	(15)	STEWARD Oliver		NOR		13.54	* 13.11	* 12.42	<b>25.53</b>	199.71	+ 44.20
16	102		2000	U16	(16)	SPOONER Harrison		VIK		* 13.46		* 12.46	<b>25.92</b>	212.23	+ 11.79
17	113		2000	U16	(17)	THOMAS Freddie		VIK		13.81	* 13.51	* 13.33	<b>26.84</b>	241.77	-
18	70		1999	U16	(18)	CHILDS Lewis		WGC		* 11.02	11.47	* 24.01	<b>35.03</b>	504.73	+ 417.51

Did Not Start - Run-1 (2)

72		2000	U16			HOWE Harry		NOR	ELI						
103		2000	U16			PRINGLE Angus		NOR							

Did Not Start - Run-2 (2)

72		2000	U16			HOWE Harry		NOR	ELI						
103		2000	U16			PRINGLE Angus		NOR							

Disqualified - Run-2 (1)

102		2000	U16			SPOONER Harrison		VIK		* 13.46		* 12.46			
-----	--	------	-----	--	--	------------------	---	-----	--	---------	--	---------	--	--	--

Did Not Start - Run-3 (2)

72		2000	U16			HOWE Harry		NOR	ELI						
103		2000	U16			PRINGLE Angus		NOR							


**++ Under 18 - Girls ++**

1	127		1997	U18	(1)	DURANT Ella		VIK		10.71	* 10.65	* 10.58	<b>21.23</b>	30.65	- 18.17
2	121	20754	1997	U18	(2)	SPANTON Jessica		NOR		* 10.74		* 10.50	<b>21.24</b>	30.95	+ 18.85
3	134	20139	1997	U18	(3)	COE Megan		NOR		10.75	* 10.52	* 10.75	<b>21.27</b>	31.87	+ 21.71
4	130	19700	1997	U18	(4)	TOOGOOD Natalia		VIK		12.49	* 11.63	* 11.30	<b>22.93</b>	82.75	+ 42.50
5	142		1997	U18	(5)	JONES Phoebe		NOR		12.74	* 12.06	* 12.19	<b>24.25</b>	123.20	- 0.45

Did Not Start - Run-1 (1)

159		1998	U18			CUTHBERT Isabella		WGC							
-----	--	------	-----	--	--	-------------------	---	-----	--	--	--	--	--	--	--

Did Not Start - Run-2 (1)

159		1998	U18			CUTHBERT Isabella		WGC							
-----	--	------	-----	--	--	-------------------	---	-----	--	--	--	--	--	--	--

Did Not Finish - Run-2 (1)

121	20754	1997	U18			SPANTON Jessica		NOR		* 10.74		* 10.50			
-----	-------	------	-----	--	--	-----------------	---	-----	--	---------	--	---------	--	--	--

Did Not Start - Run-3 (1)

159		1998	U18			CUTHBERT Isabella		WGC							
-----	--	------	-----	--	--	-------------------	---	-----	--	--	--	--	--	--	--

Rank	Bib.	RegNo	Year	Cat	(Rank)	Name	.....	Art	Sno	Run-1	Run-2	Run-3	Time	Points	Perf
------	------	-------	------	-----	--------	------	-------	-----	-----	-------	-------	-------	------	--------	------

**++ Under 18 - Boys ++**

1	53	18810	1997	U18	(1)	FENELEY Luke		NOR	BSA	10.28	* 9.78	* 9.87	<b>19.65</b>	10.92	- 12.66
2	64	20628	1997	U18	(2)	RICHARDSON Thomas		NOR			* 10.20	* 10.15	<b>20.35</b>	33.39	+ 36.80
3	62	19713	1997	U18	(3)	BOTY Harry		HEM	ELI	* 10.55	10.56	* 10.51	<b>21.06</b>	56.19	+ 17.45
4	60	21253	1997	U18	(4)	OLIVER Ryan		NOR		11.12	* 10.82	* 10.72	<b>21.54</b>	71.60	+ 3.71
5	56	21218	1998	U18	(5)	BRESKAL Bailey		WGC		10.96	* 10.88	* 10.72	<b>21.60</b>	73.53	+ 19.04
6	82		1997	U18	(6)	STEWART Harry		NOR		11.95	* 11.72	* 11.63	<b>23.35</b>	129.72	- 3.37
7	83		1998	U18	(7)	SYDER James		NOR		12.17	* 11.85	* 12.27	<b>24.12</b>	154.44	+ 15.26

**Did Not Start - Run-1 (1)**

	55		1997	U18		DOWDEN Mason		VIK							
--	----	--	------	-----	--	--------------	---	-----	--	--	--	--	--	--	--

**Did Not Finish - Run-1 (1)**

	64	20628	1997	U18		RICHARDSON Thomas		NOR			* 10.20	* 10.15			
--	----	-------	------	-----	--	-------------------	---	-----	--	--	---------	---------	--	--	--

**Did Not Start - Run-2 (1)**

	55		1997	U18		DOWDEN Mason		VIK							
--	----	--	------	-----	--	--------------	---	-----	--	--	--	--	--	--	--

**Did Not Start - Run-3 (1)**

	55		1997	U18		DOWDEN Mason		VIK							
--	----	--	------	-----	--	--------------	--	-----	--	--	--	--	--	--	--

**++ Under 21 - Ladies ++**

1	133	19016	1995	U21	(1)	SKIPPER Sophie		NOR	NOR	* 10.53	10.81	* 10.48	<b>21.01</b>	23.91	+ 11.02
2	140	21430	1996	U21	(2)	SELT Molly		VIK		13.35	* 12.21	* 11.98	<b>24.19</b>	121.36	+ 18.47

**++ Under 21 - Men ++**

1	61	20637	1996	U21	(1)	WIGMORE Mathew		NOR		* 9.70	9.76	* 9.61	<b>19.31</b>	0.00	+ 5.44
2	77		1996	U21	(2)	REEDER James		VIK		11.40	* 11.03	* 11.50	<b>22.53</b>	103.39	- 8.25
3	89	21362	1996	U21	(3)	WILSON Geoffrey		VIK			* 12.21	* 12.16	<b>24.37</b>	162.47	+ 5.79
4	100		1996	U21	(4)	GENTLE Daniel		NOR		12.79	* 12.31	* 12.11	<b>24.42</b>	164.07	- 24.04

**Did Not Start - Run-1 (1)**

	91	19696	1996	U21		CUTHBERT Daryl		VIK							
--	----	-------	------	-----	--	----------------	---	-----	--	--	--	--	--	--	--

**Did Not Finish - Run-1 (1)**

	89	21362	1996	U21		WILSON Geoffrey		VIK			* 12.21	* 12.16			
--	----	-------	------	-----	--	-----------------	---	-----	--	--	---------	---------	--	--	--

**Did Not Start - Run-2 (1)**

	91	19696	1996	U21		CUTHBERT Daryl		VIK							
--	----	-------	------	-----	--	----------------	---	-----	--	--	--	--	--	--	--

**Did Not Start - Run-3 (1)**

	91	19696	1996	U21		CUTHBERT Daryl		VIK							
--	----	-------	------	-----	--	----------------	---	-----	--	--	--	--	--	--	--

**++ Senior/Masters 1 - Ladies ++**

1	160		1984	SM1	(1)	EDWARDS Donna		VIK		19.84	* 19.13	* 18.97	<b>38.10</b>	547.67	+ 189.45
---	-----	--	------	-----	-----	---------------	---	-----	--	-------	---------	---------	--------------	--------	----------

Rank	Bib.	RegNo	Year	Cat	(Rank)	Name	.....	Art	Sno	Run-1	Run-2	Run-3	Time	Points	Perf
------	------	-------	------	-----	--------	------	-------	-----	-----	-------	-------	-------	------	--------	------

**++ Senior/Masters 1 - Men ++**

1	63	18807	1993	SM1	(1)	MROZ Domink		ESX		11.26	* 10.73	* 10.95	<b>21.68</b>	76.10	+ 16.27
2	96	22138	1987	SM1	(2)	BELLAMY Edward		NOR		* 13.81	14.28	* 12.72	<b>26.53</b>	231.82	+ 55.25
3	101		1978	SM1	(3)	GREEN Stuart		HEM	HEM	13.49	* 13.42	* 13.51	<b>26.93</b>	244.66	+ 54.91
4	116		1983	SM1	(4)	ASHLEY Stephen		HEM	HEM	21.26	* 20.95	* 19.61	<b>40.56</b>	682.29	-

**++ Masters 2/Masters 3 - Ladies ++**

1	123	14159	1970	M23	(1)	ANDERSON Beverley		VIK	K--	11.86	* 11.69	* 11.29	<b>22.98</b>	84.28	+ 27.25
2	138	20742	1971	M23	(2)	SAMPSON Melissa		NOR	NOR	* 12.04	12.11	* 11.89	<b>23.93</b>	113.40	+ 13.28
3	151		1963	M23	(3)	LALLY Nicola		VIK		14.09	* 13.09	* 13.05	<b>26.14</b>	181.13	+ 7.92
4	158		1955	M23	(4)	HOGAN Caroline		VIK		* 16.38	16.62	* 17.09	<b>33.47</b>	405.77	+ 78.85

**++ Masters 2/Masters 3 - Men ++**

1	69		1973	M23	(1)	YARROW Tristan		VIK	VIK	* 11.39	11.43	* 10.83	<b>22.22</b>	93.43	+ 6.73
2	80	22220	1966	M23	(2)	HOLMES Peter		NOR		* 11.10	11.11	* 11.17	<b>22.27</b>	95.04	- 29.13
3	68	10372	1959	M23	(3)	ANDERSON Christopher		VIK	K--	11.82	* 11.49	* 11.54	<b>23.03</b>	119.44	+ 33.56
4	71		1965	M23	(4)	SINEY Rick		BAS		* 11.85	11.86	* 11.26	<b>23.11</b>	122.01	+ 31.43
5	74		1960	M23	(5)	OHSTEN Ben		NOR		12.91	* 11.77	* 11.54	<b>23.31</b>	128.43	+ 21.45
6	78		1967	M23	(6)	DURANT Jim		VIK			* 12.02	* 12.03	<b>24.05</b>	152.19	+ 37.28
7	79		1967	M23	(7)	SYDER Mark		NOR		* 12.12	12.48	* 12.26	<b>24.38</b>	162.79	+ 47.08
8	98		1941	M23	(8)	SMITH Michael		BAS	BAS	13.05	* 12.58	* 12.25	<b>24.83</b>	177.23	- 9.63
9	95		1963	M23	(9)	MANNBY Jan-Olof		VIK		* 12.72	12.75	* 12.33	<b>25.05</b>	184.30	+ 10.76
10	86		1966	M23	(10)	GARRETT Mike		NOR		13.53	* 12.83	* 12.34	<b>25.17</b>	188.15	+ 36.61
11	105	19335	1964	M23	(11)	MROZ Jaroslaw		ESX	DHO	13.84	* 13.60	* 13.63	<b>27.23</b>	254.29	+ 20.93
12	111		1971	M23	(12)	TURNER Oily		HEM		* 15.06	15.81	* 14.45	<b>29.51</b>	327.50	- 52.91
13	108		1951	M23	(13)	COOPER Douglas		NOR		15.27	* 14.86	* 14.82	<b>29.68</b>	332.96	+ 45.13

**Did Not Finish - Run-1 (1)**

	78		1967	M23		DURANT Jim		VIK			* 12.02	* 12.03			
--	----	--	------	-----	--	------------	---	-----	--	--	---------	---------	--	--	--