

EASTERN REGION SNOWSPORTS ASSOCIATION 2014

ESX "Team Evolution" Summer League

Special Slalom - Boys & Girls (U12's)

ERSA Summer League - Final Ranking - Points



Rank	Bib.	RegNo	Year	Cat	(Rank)	Name	Art	Sno	Run-1	Run-2	Run-3	Time	Points	Perf
------	------	-------	------	-----	--------	------	-------	-----	-----	-------	-------	-------	------	--------	------

=== ERSA Girls and Ladies ===

1	11	21334	2003	U12	(1)	BOTY Nia		HEM	ELI	* 12.47	* 12.53	12.75	25.00	0.00	+ 15.68
2	4		2003	U12	(2)	THOMSON Olya		VIK		* 12.63	* 12.64	12.64	25.27	7.78	- 56.60
3	12		2003	U12	(3)	SHELLEY Annie		VIK		* 12.86	* 12.74	13.48	25.60	17.28	- 1.77
4	13		2003	U12	(4)	BARDER Katie		HEM	HEM	* 13.04	* 12.63	14.38	25.67	19.30	+ 11.26
5	6		2005	U10	(1)	MANN Madeleine		VIK		* 13.16	* 13.16	13.53	26.32	38.02	+ 8.98
6	3		2003	U12	(5)	FRANCIS Mia		VIK		* 13.25	13.51	* 13.36	26.61	46.37	+ 26.35
7	9		2003	U12	(6)	WEST Sophie		VIK		* 13.44	* 13.63	14.44	27.07	59.62	+ 19.42
8	14		2003	U12	(7)	MCLEISH Emily		ESX		* 13.85		* 14.13	27.98	85.82	+ 41.42
9	16		2006	U10	(2)	BLACKWELL Lucy		TAL		14.42	* 14.20	* 14.38	28.58	103.10	+ 13.19
10	20		2007	U08	(1)	TUTT Holly		HEM		15.51	* 14.42	* 15.25	29.67	134.50	+ 17.48
11	171		2004	U12	(8)	KING Emily		VIK		* 14.89	* 14.90	15.80	29.79	137.95	+ 52.82
12	46		2004	U12	(9)	HUGHES Sophie		ESX		17.20	* 16.01	* 16.05	32.06	203.33	-
13	48		2004	U12	(10)	DE FRIEND Faye		ESX		17.19	* 17.15	* 15.99	33.14	234.43	-
14	30		2007	U08	(2)	BUSHELL Grace		NOR		* 17.33	* 17.40	17.42	34.73	280.22	+ 39.29
15	24		2005	U10	(3)	ARLOTT Holly		HEM		* 17.19	* 17.56		34.75	280.80	+ 113.66
16	31	20678	2003	U12	(11)	CUTHBERT Tia		VIK		18.55	* 17.79	* 17.08	34.87	284.26	+ 43.21
17	28		2005	U10	(4)	SELT Olivia		VIK		18.09	* 17.64	* 17.41	35.05	289.44	+ 60.27
18	40		2007	U08	(3)	HIGGS Eira-Mia		ESX		* 17.94	* 17.78	19.75	35.72	308.74	-
19	32		2004	U12	(12)	ROW Stella		VIK		18.26	* 18.12	* 17.69	35.81	311.33	+ 64.44
20	45		2008	U08	(4)	AMOS Lilly-Ella		ESX		* 18.91	19.22	* 18.64	37.55	361.44	-
21	36		2007	U08	(5)	KING Jessica		VIK		* 21.15	* 21.47	22.16	42.62	507.46	+ 154.29
22	47		2008	U08	(6)	JELPIDIFOROVA Valeria		ESX		* 26.55		* 26.26	52.81	800.93	-

Did Not Start - Run-1 (1)

41		2004	U12			VENABLES Felicity		VIK							
----	--	------	-----	--	--	--------------------------	---	-----	--	--	--	--	--	--	--

Did Not Start - Run-2 (1)

41		2004	U12			VENABLES Felicity		VIK							
----	--	------	-----	--	--	--------------------------	---	-----	--	--	--	--	--	--	--

Did Not Finish - Run-2 (1)

14		2003	U12			MCLEISH Emily		ESX		* 13.85		* 14.13			
----	--	------	-----	--	--	----------------------	---	-----	--	---------	--	---------	--	--	--

Disqualified - Run-2 (1)

47		2008	U08			JELPIDIFOROVA Valeria		ESX		* 26.55		* 26.26			
----	--	------	-----	--	--	------------------------------	---	-----	--	---------	--	---------	--	--	--

Did Not Start - Run-3 (1)

41		2004	U12			VENABLES Felicity		VIK							
----	--	------	-----	--	--	--------------------------	---	-----	--	--	--	--	--	--	--

Did Not Finish - Run-3 (1)

24		2005	U10			ARLOTT Holly		HEM		* 17.19	* 17.56				
----	--	------	-----	--	--	---------------------	---	-----	--	---------	---------	--	--	--	--

EASTERN REGION SNOWSPORTS ASSOCIATION 2014

ESX "Team Evolution" Summer League

Special Slalom - Boys & Girls (U12's)

ERSA Summer League - Final Ranking - Points

Rank	Bib.	RegNo	Year	Cat	(Rank)	Name	Art	Sno	Run-1	Run-2	Run-3	Time	Points	Perf
=== ERSA Boys and Men ===															
1	7	20884	2003	U12	(1)	THOMPSON Joseph		NOR	ELI	* 11.12	* 10.72	11.31	21.84	0.00	+ 19.43
2	15	20748	2003	U12	(2)	DADE Tommy		NOR	AMB	* 11.02	* 11.03	11.44	22.05	6.92	+ 26.16
3	5	21604	2005	U10	(1)	OGDEN Alexander		NOR	EVO	* 11.73	* 11.59	12.12	23.32	48.79	+ 5.85
4	10		2003	U12	(3)	BUSHELL George		NOR	NOR	* 12.39	* 12.48	12.68	24.87	99.89	+ 19.49
5	17	22059	2006	U10	(2)	DADE Jake		NOR	NOR	* 12.22	* 12.72	12.73	24.94	102.20	+ 8.30
6	8	22087	2005	U10	(3)	PARKER Travis		NOR		* 12.49	* 12.50	13.62	24.99	103.85	+ 34.84
7	1	22306	2003	U12	(4)	TURNER Alfie		HEM		12.87	* 12.56	* 12.66	25.22	111.43	+ 49.23
8	2	22026	2005	U10	(4)	LOUTH Oscar		HEM		* 12.67	12.94	* 12.71	25.38	116.70	+ 30.42
9	25		2005	U10	(5)	STANLEY Harvey		HEM	SAS	* 12.91	13.35	* 12.79	25.70	127.25	- 69.63
10	22		2005	U10	(6)	WALES Jonathan		NOR		* 13.04	* 13.18	13.43	26.22	144.40	+ 10.61
11	18		2006	U10	(7)	SMITH Ben		VIK		* 13.12	* 13.25	13.32	26.37	149.34	+ 49.66
12	21	21707	2003	U12	(5)	TAMANA Hari		HEM		14.36	* 13.64	* 13.42	27.06	172.09	+ 39.26
13	23		2007	U08	(1)	SMITH Bradley		VIK		* 14.03	* 13.77	15.03	27.80	196.48	+ 36.73
14	35		2003	U12	(6)	SADLER Alfie		NOR		14.96	* 14.22	* 14.01	28.23	210.66	- 113.54
15	44		2004	U12	(7)	JOLLIFFE Max		ESX		* 14.92	14.95	* 13.81	28.73	227.14	-
16	29		2005	U10	(8)	THOMSON Kai		VIK		14.92	* 14.90	* 14.86	29.76	261.10	+ 24.82
17	27		2007	U08	(2)	MITCHELL Kieran		NOR		* 15.44	* 15.62	17.04	31.06	303.96	+ 90.98
17	26		2005	U10	(9)	PAGE-BROWNE Adam		WGC		* 15.29	* 15.77	15.85	31.06	303.96	+ 105.41
19	43		2004	U12	(8)	MARTIN Max		ESX		16.91	* 16.02	* 15.61	31.63	322.75	-
20	33		2004	U12	(9)	ALI Dylan		VIK		16.29	* 15.68	* 16.16	31.84	329.67	+ 37.58
21	42		2007	U08	(3)	ENGLAND Alfie		ESX		* 16.69	17.88	* 16.11	32.80	361.32	-
22	34		2006	U10	(10)	WEST Jamie		VIK		* 16.64	17.20	* 16.97	33.61	388.02	+ 90.50
23	39		2006	U10	(11)	JELPIDIFOROVA Eric		ESX		* 17.71	* 16.47	19.11	34.18	406.81	-
24	37		2007	U08	(4)	FRANCIS Jude		VIK		* 17.69	* 16.99	18.27	34.68	423.30	+ 35.39
25	49		2006	U10	(12)	DE FRIEND Kye		ESX		* 17.79	17.93	* 17.04	34.83	428.24	-
26	38		2005	U10	(13)	PARTLETT-HULSTROM Albie		VIK		20.75	* 19.51	* 19.87	39.38	578.24	-
27	172		2007	U08	(5)	WEBB Joshua		ESX		* 19.62	20.84	* 19.89	39.51	582.53	-
28	173		2007	U08	(6)	JONES Daniel		ESX		* 22.45	* 23.36	23.85	45.81	790.22	-
29	50		2010	U08	(7)	CIS Luca		ESX		* 25.39	* 26.52	30.80	51.91	991.32	-

Did Not Start - Run-1 (1)

19		2003	U12			WILLIAMS Elliot		WGC							
----	--	------	-----	--	--	-----------------	---	-----	--	--	--	--	--	--	--

Did Not Start - Run-2 (1)

19		2003	U12			WILLIAMS Elliot		WGC							
----	--	------	-----	--	--	-----------------	---	-----	--	--	--	--	--	--	--

Did Not Start - Run-3 (1)

19		2003	U12			WILLIAMS Elliot		WGC							
----	--	------	-----	--	--	-----------------	---	-----	--	--	--	--	--	--	--

EASTERN REGION SNOWSPORTS ASSOCIATION 2014

ESX "Team Evolution" Summer League

Special Slalom - Female & Male

ERSA Summer League - Final Ranking - Points



Rank	Bib.	RegNo	Year	Cat	(Rank)	Name	Art	Sno	Run-1	Run-2	Run-3	Time	Points	Perf
=== ERSA Girls and Ladies ===															
1	129	20599	2000	U16	(1)	SHERING Nicole		HEM	SAS	10.55	* 10.04	* 10.19	20.23	0.00	- 5.63
2	133	19016	1995	U21	(1)	SKIPPER Sophie		NOR	NOR	* 10.53	10.81	* 10.48	21.01	23.91	+ 11.02
3	127		1997	U18	(1)	DURANT Ella		VIK		10.71	* 10.65	* 10.58	21.23	30.65	- 18.17
4	121	20754	1997	U18	(2)	SPANTON Jessica		NOR		* 10.74		* 10.50	21.24	30.95	+ 18.85
5	134	20139	1997	U18	(3)	COE Megan		NOR		10.75	* 10.52	* 10.75	21.27	31.87	+ 21.71
6	132	20337	2001	U14	(1)	SKIPPER Megan		NOR	NOR	11.36	* 10.95	* 11.38	22.33	64.36	+ 19.41
7	131	19712	1999	U16	(2)	BOTY Carys		HEM	ELI	11.82	* 11.33	* 11.36	22.69	75.39	+ 38.42
8	125	19235	1999	U16	(3)	ROYAL Natasha		VIK	BSA	11.74	* 11.56	* 11.18	22.74	76.93	+ 33.30
9	130	19700	1997	U18	(4)	TOOGOOD Natalia		VIK		12.49	* 11.63	* 11.30	22.93	82.75	+ 42.50
10	163	20496	2002	U14	(2)	SCRANAGE-HARRISON Elenor		HEM	HEM	12.03	* 11.42	* 11.52	22.94	83.05	+ 22.17
11	123	14159	1970	M23	(1)	ANDERSON Beverley		VIK	K--	11.86	* 11.69	* 11.29	22.98	84.28	+ 27.25
12	122	20339	2000	U16	(4)	BURROUGHS Hannah		NOR		11.96	* 11.76	* 11.63	23.39	96.85	+ 7.45
13	128		2000	U16	(5)	MANNBY Siobhan		VIK		12.61	* 11.68	* 11.75	23.43	98.07	+ 18.97
14	126		1999	U16	(6)	MCCABE-ABLE Scarlett		VIK		12.04	* 11.79	* 11.65	23.44	98.38	+ 10.39
15	135	22083	2001	U14	(3)	HAWKINS Danielle		HEM		* 12.19	12.26	* 11.68	23.87	111.56	+ 36.65
16	139	20767	2000	U16	(7)	WEBSTER Atlanta		NOR	NOR	12.35	* 12.02	* 11.87	23.89	112.17	+ 9.75
17	138	20742	1971	M23	(2)	SAMPSON Melissa		NOR	NOR	* 12.04	12.11	* 11.89	23.93	113.40	+ 13.28
17	137	22084	2001	U14	(4)	HAWKINS Lily		HEM		12.14	* 11.88	* 12.05	23.93	113.40	+ 14.91
19	143		1999	U16	(8)	DEREVE Emma		VIK		12.47	* 11.97	* 11.99	23.96	114.32	- 12.11
20	140	21430	1996	U21	(2)	SELT Molly		VIK		13.35	* 12.21	* 11.98	24.19	121.36	+ 18.47
21	142		1997	U18	(5)	JONES Phoebe		NOR		12.74	* 12.06	* 12.19	24.25	123.20	- 0.45
22	148		1999	U16	(9)	HAWES Claudia		NOR		12.90	* 12.28	* 12.30	24.58	133.32	- 15.09
23	147		1999	U16	(10)	BELGER Hattie		HEM		12.64	* 12.24	* 12.48	24.72	137.61	- 9.82
24	136	22082	2001	U14	(5)	HAWKINS Zara		HEM		12.92	* 12.52	* 12.36	24.88	142.51	+ 44.43
25	144		2001	U14	(6)	KERSHAW Ellie		NOR		13.79	* 12.77	* 12.58	25.35	156.92	+ 20.36
26	146		1999	U16	(11)	BLYTH Charlotte		HEM		13.44	* 12.97	* 12.59	25.56	163.35	+ 18.21
27	141		2002	U14	(7)	BARNARD Xynia		NOR		13.03	* 12.69	* 12.94	25.63	165.50	+ 43.59
28	149		2000	U16	(12)	MCLEISH Alice		ESX		14.11	* 12.94	* 12.94	25.88	173.16	+ 17.39
29	150		1999	U16	(13)	TURNER Lucy-May		VIK	ELI	13.81	* 12.93	* 13.10	26.03	177.76	+ 15.83
30	151		1963	M23	(3)	LALLY Nicola		VIK		14.09	* 13.09	* 13.05	26.14	181.13	+ 7.92
31	153		2001	U14	(8)	HACKETT Layla		VIK		14.38	* 13.51	* 13.31	26.82	201.97	- 3.94
32	156		1999	U16	(14)	HARDING Bryony		ESX		14.07	* 13.24	* 13.59	26.83	202.27	- 70.55
33	154		2002	U14	(9)	TURNER Beth		VIK		14.30	* 13.64	* 13.36	27.00	207.48	- 1.16
34	155		2002	U14	(10)	SHELLEY Madeline		VIK		14.98	* 14.19	* 14.24	28.43	251.31	+ 10.96
35	152		2000	U16	(15)	CHASE Amber		NOR		15.41	* 14.37	* 14.09	28.46	252.23	+ 63.10
36	157		1999	U16	(16)	ELPHICK Alex		ESX		15.62	* 14.56	* 14.65	29.21	275.22	- 0.84
37	164		2002	U14	(11)	GOULD Lauren		ESX			* 15.14	* 15.66	30.80	323.94	-
38	158		1955	M23	(4)	HOGAN Caroline		VIK		* 16.38	16.62	* 17.09	33.47	405.77	+ 78.85
39	160		1984	SM1	(1)	EDWARDS Donna		VIK		19.84	* 19.13	* 18.97	38.10	547.67	+ 189.45
40	161		1999	U16	(17)	BAUMBACH Jasmine		VIK			* 39.09	* 14.94	54.03	1035.89	-

EASTERN REGION SNOWSPORTS ASSOCIATION 2014

ESX "Team Evolution" Summer League

Special Slalom - Female & Male

ERSA Summer League - Final Ranking - Points

Rank	Bib.	RegNo	Year	Cat	(Rank)	Name	Art	Sno	Run-1	Run-2	Run-3	Time	Points	Perf
------	------	-------	------	-----	--------	------	-------	-----	-----	-------	-------	-------	------	--------	------

Did Not Start - Run-1 (2)

145	20725	2002	U14			WARMINGTON Harriet		HEM	HEM						
159		1998	U18			CUTHBERT Isabella		WGC							

Disqualified - Run-1 (3)

161		1999	U16			BAUMBACH Jasmine		VIK			* 39.09	* 14.94			
162		2002	U14			LANDER Izzy		ESX			* 15.35				
164		2002	U14			GOULD Lauren		ESX			* 15.14	* 15.66			

Did Not Start - Run-2 (2)

145	20725	2002	U14			WARMINGTON Harriet		HEM	HEM						
159		1998	U18			CUTHBERT Isabella		WGC							

Did Not Finish - Run-2 (1)

121	20754	1997	U18			SPANTON Jessica		NOR			* 10.74	* 10.50			
-----	-------	------	-----	--	--	-----------------	---	-----	--	--	---------	---------	--	--	--

Did Not Start - Run-3 (2)

145	20725	2002	U14			WARMINGTON Harriet		HEM	HEM						
159		1998	U18			CUTHBERT Isabella		WGC							

Did Not Finish - Run-3 (1)

124		1999	U16			DURANT Antonia		VIK		11.33	* 11.21				
-----	--	------	-----	--	--	----------------	---	-----	--	-------	---------	--	--	--	--

Disqualified - Run-3 (1)

162		2002	U14			LANDER Izzy		ESX			* 15.35				
-----	--	------	-----	--	--	-------------	---	-----	--	--	---------	--	--	--	--

=== ERSА Boys and Men ===

1	61	20637	1996	U21	(1)	WIGMORE Mathew		NOR		* 9.70	9.76	* 9.61	19.31	0.00	+ 5.44
2	53	18810	1997	U18	(1)	FENELEY Luke		NOR	BSA	10.28	* 9.78	* 9.87	19.65	10.92	- 12.66
3	64	20628	1997	U18	(2)	RICHARDSON Thomas		NOR			* 10.20	* 10.15	20.35	33.39	+ 36.80
4	54	20687	2001	U14	(1)	TROUNG Aaron		VIK	AMB	* 10.12	10.24	* 10.25	20.37	34.03	+ 7.80
5	59	22166	1999	U16	(1)	HOLMES Thomas		NOR		* 10.45	10.46	* 10.34	20.79	47.52	+ 3.19
6	65	21119	1999	U16	(2)	DAVIES Harry		NOR		10.94	* 10.52	* 10.34	20.86	49.77	+ 2.53
7	62	19713	1997	U18	(3)	BOTY Harry		HEM	ELI	* 10.55	10.56	* 10.51	21.06	56.19	+ 17.45
8	51	22009	2001	U14	(2)	APPLETON Byron		HEM		10.72	* 10.57	* 10.65	21.22	61.33	+ 0.70
9	58	19854	1999	U16	(3)	BINGHAM Jonathan		ESX	SAS	10.69	* 10.60	* 10.63	21.23	61.65	+ 32.60
10	66	21691	1999	U16	(4)	LANE Joshua		NOR		10.78	* 10.61	* 10.72	21.33	64.86	- 9.33
11	57	20481	2001	U14	(3)	HUDSON Thomas		NOR	BSA	* 10.53	10.77	* 10.92	21.45	68.71	+ 21.67
12	60	21253	1997	U18	(4)	OLIVER Ryan		NOR		11.12	* 10.82	* 10.72	21.54	71.60	+ 3.71
13	56	21218	1998	U18	(5)	BRESKAL Bailey		WGC		10.96	* 10.88	* 10.72	21.60	73.53	+ 19.04
14	63	18807	1993	SM1	(1)	MROZ Domink		ESX		11.26	* 10.73	* 10.95	21.68	76.10	+ 16.27
15	69		1973	M23	(1)	YARROW Tristan		VIK	VIK	* 11.39	11.43	* 10.83	22.22	93.43	+ 6.73
16	75	20126	2000	U16	(5)	THOMPSON Connor		VIK		* 11.01	11.16	* 11.24	22.25	94.40	- 12.78
17	80	22220	1966	M23	(2)	HOLMES Peter		NOR		* 11.10	11.11	* 11.17	22.27	95.04	- 29.13
18	52	21723	2000	U16	(6)	HOWE Charlie		NOR		11.82	* 11.17	* 11.17	22.34	97.29	+ 30.22
19	77		1996	U21	(2)	REEDER James		VIK		11.40	* 11.03	* 11.50	22.53	103.39	- 8.25
20	68	10372	1959	M23	(3)	ANDERSON Christopher		VIK	K--	11.82	* 11.49	* 11.54	23.03	119.44	+ 33.56
21	71		1965	M23	(4)	SINEY Rick		BAS		* 11.85	11.86	* 11.26	23.11	122.01	+ 31.43
21	67	22164	2001	U14	(4)	LONGSTAFF Michael		WGC		11.82	* 11.67	* 11.44	23.11	122.01	+ 39.74
23	90		1999	U16	(7)	CASSIDY Cameron		VIK		12.45	* 11.59	* 11.62	23.21	125.22	- 31.69
24	74		1960	M23	(5)	OHSTEN Ben		NOR		12.91	* 11.77	* 11.54	23.31	128.43	+ 21.45

EASTERN REGION SNOWSPORTS ASSOCIATION 2014

ESX "Team Evolution" Summer League

Special Slalom - Female & Male

ERSA Summer League - Final Ranking - Points

Rank	Bib.	RegNo	Year	Cat	(Rank)	Name	Art	Sno	Run-1	Run-2	Run-3	Time	Points	Perf
25	82		1997	U18	(6)	STEWARD Harry		NOR		11.95	* 11.72	* 11.63	23.35	129.72	- 3.37
26	76	21868	1999	U16	(8)	GRAINGER Christopher		VIK	BSA	12.08	* 11.64	* 11.82	23.46	133.25	+ 22.15
27	84		1999	U16	(9)	CASSIDY Ethan		VIK		* 11.85	11.94	* 11.67	23.52	135.17	- 7.22
28	73	19855	2002	U14	(5)	BINGHAM Nicholas		ESX	SAS	11.93	* 11.71	* 11.92	23.63	138.71	+ 39.67
29	81		2001	U14	(6)	KING Patrick		NOR		11.75	* 11.71	* 11.93	23.64	139.03	+ 13.79
30	92		1999	U16	(10)	CASSIDY Finlay		VIK		13.27	* 11.96	* 11.74	23.70	140.95	- 19.49
31	94		2000	U16	(11)	WALEJES Joesph		NOR		12.05	* 11.97	* 11.86	23.83	145.13	- 22.51
32	99		2001	U14	(7)	HADDEN Alex		ESX		12.81	* 11.87	* 12.18	24.05	152.19	- 35.85
32	78		1967	M23	(6)	DURANT Jim		VIK			* 12.02	* 12.03	24.05	152.19	+ 37.28
34	104		1999	U16	(12)	MCLEISH James		ESX		12.56	* 11.88	* 12.21	24.09	153.47	- 79.01
35	87		2001	U14	(8)	BUTTERS Harvey		VIK		* 12.08	12.30	* 12.02	24.10	153.80	- 0.36
36	83		1998	U18	(7)	SYDER James		NOR		12.17	* 11.85	* 12.27	24.12	154.44	+ 15.26
37	89	21362	1996	U21	(3)	WILSON Geoffrey		VIK			* 12.21	* 12.16	24.37	162.47	+ 5.79
38	79		1967	M23	(7)	SYDER Mark		NOR		* 12.12	12.48	* 12.26	24.38	162.79	+ 47.08
39	85		2001	U14	(9)	MCCABE-ABLE Maximus		VIK		12.44	* 12.32	* 12.07	24.39	163.11	+ 13.69
40	100		1996	U21	(4)	GENTLE Daniel		NOR		12.79	* 12.31	* 12.11	24.42	164.07	- 24.04
41	106		1999	U16	(13)	BROWN Elliot		ESX		12.43	* 12.18	* 12.44	24.62	170.49	- 62.92
42	98		1941	M23	(8)	SMITH Michael		BAS	BAS	13.05	* 12.58	* 12.25	24.83	177.23	- 9.63
43	95		1963	M23	(9)	MANNBY Jan-Olof		VIK		* 12.72	12.75	* 12.33	25.05	184.30	+ 10.76
44	93		2002	U14	(10)	YARROW Raffi		VIK		13.02	* 12.57	* 12.58	25.15	187.51	+ 20.61
45	86		1966	M23	(10)	GARRETT Mike		NOR		13.53	* 12.83	* 12.34	25.17	188.15	+ 36.61
46	97		1999	U16	(14)	PAYNE George		ESX	BAS	13.08	* 12.81	* 12.49	25.30	192.33	+ 9.12
47	88		2000	U16	(15)	STEWARD Oliver		NOR		13.54	* 13.11	* 12.42	25.53	199.71	+ 44.20
48	115		2001	U14	(11)	MARTIN Alex		ESX		13.89	* 13.11	* 12.68	25.79	208.06	-
49	102		2000	U16	(16)	SPOONER Harrison		VIK		* 13.46		* 12.46	25.92	212.23	+ 11.79
50	110		2002	U14	(12)	HARDING Luke		ESX		13.57	* 13.13	* 13.09	26.22	221.86	- 104.04
51	114		2001	U14	(13)	HUGHES Thomas		ESX		14.03	* 13.35	* 13.00	26.35	226.04	-
52	96	22138	1987	SM1	(2)	BELLAMY Edward		NOR		* 13.81	14.28	* 12.72	26.53	231.82	+ 55.25
53	113		2000	U16	(17)	THOMAS Freddie		VIK		13.81	* 13.51	* 13.33	26.84	241.77	-
54	101		1978	SM1	(3)	GREEN Stuart		HEM	HEM	13.49	* 13.42	* 13.51	26.93	244.66	+ 54.91
55	105	19335	1964	M23	(11)	MROZ Jaroslaw		ESX	DHO	13.84	* 13.60	* 13.63	27.23	254.29	+ 20.93
56	111		1971	M23	(12)	TURNER Oily		HEM		* 15.06	15.81	* 14.45	29.51	327.50	- 52.91
57	108		1951	M23	(13)	COOPER Douglas		NOR		15.27	* 14.86	* 14.82	29.68	332.96	+ 45.13
58	109		2001	U14	(14)	REYNOLDS Joshua		NOR		* 15.39	15.51	* 15.32	30.71	366.03	+ 71.01
59	70		1999	U16	(18)	CHILDS Lewis		WGC		* 11.02	11.47	* 24.01	35.03	504.73	+ 417.51
60	116		1983	SM1	(4)	ASHLEY Stephen		HEM	HEM	21.26	* 20.95	* 19.61	40.56	682.29	-

Did Not Start - Run-1 (5)

55			1997	U18		DOWDEN Mason		VIK							
72			2000	U16		HOWE Harry		NOR	ELI						
91	19696		1996	U21		CUTHBERT Daryl		VIK							
103			2000	U16		PRINGLE Angus		NOR							
107			2002	U14		CROCKETT Fraser		VIK							

Did Not Finish - Run-1 (3)

64	20628		1997	U18		RICHARDSON Thomas		NOR			* 10.20	* 10.15			
78			1967	M23		DURANT Jim		VIK			* 12.02	* 12.03			
89	21362		1996	U21		WILSON Geoffrey		VIK			* 12.21	* 12.16			

Disqualified - Run-1 (1)

112			2001	U14		MARTIN Joe		ESX				* 14.31			
-----	--	--	------	-----	--	------------	---	-----	--	--	--	---------	--	--	--

Did Not Start - Run-2 (5)




55			1997	U18		DOWDEN Mason		VIK							
72			2000	U16		HOWE Harry		NOR	ELI						

EASTERN REGION SNOWSPORTS ASSOCIATION 2014

ESX "Team Evolution" Summer League

Special Slalom - Female & Male

ERSA Summer League - Final Ranking - Points

Rank	Bib.	RegNo	Year	Cat	(Rank) Name	Art	Sno	Run-1	Run-2	Run-3	Time	Points	Perf
	91	19696	1996	U21	CUTHBERT Daryl		VIK							
	103		2000	U16	PRINGLE Angus		NOR							
	107		2002	U14	CROCKETT Fraser		VIK							

Disqualified - Run-2 (2)

	102		2000	U16	SPOONER Harrison		VIK		* 13.46		* 12.46			
	112		2001	U14	MARTIN Joe		ESX				* 14.31			

Did Not Start - Run-3 (5)

	55		1997	U18	DOWDEN Mason		VIK							
	72		2000	U16	HOWE Harry		NOR	ELI						
	91	19696	1996	U21	CUTHBERT Daryl		VIK							
	103		2000	U16	PRINGLE Angus		NOR							
	107		2002	U14	CROCKETT Fraser		VIK							