

EASTERN REGION SNOWSPORTS ASSOCIATION

SKI CHAMPIONSHIPS 2014 (Welwyn)

Special Slalom - U12's (Girls & Boys)

ERSA Championships - Final Ranking

Rank	Bib.	RegNo	Year	Cat	(Rank)	====	Name	Art	Sno	Run 1	Run 2	Run 3	Run 4	Time	Points	Perf
------	------	-------	------	-----	--------	------	------	-----	-----	-------	-------	-------	-------	------	--------	------

++ Under 08 - Girls ++

1	19		2007	U08	(1)		TUTT Holly	HEM		16.69	* 16.11	* 16.48	17.52	32.59	166.22	+ 29.23
2	28		2007	U08	(2)		BUSHELL Grace	NOR		18.02	* 17.89	20.16	* 18.95	36.84	268.75	- 76.15
3	29		2007	U08	(3)		KING Jessica	VIK		* 20.79	21.35	* 20.73	26.86	41.52	381.65	- 13.49

++ Under 08 - Boys ++

1	24		2007	U08	(1)		SMITH Bradley	VIK		14.51	* 14.41	* 14.54	16.87	28.95	151.01	- 34.05
2	26		2007	U08	(2)		MITCHELL Kieran	NOR		* 15.88	16.40	17.25	* 16.11	31.99	231.97	- 4.15
3	30		2008	U08	(3)		MINTON-LEE Frankie	WGC		* 18.85	20.90	* 18.71	19.04	37.56	380.31	- 133.09

++ Under 10 - Boys ++

1	3	21604	2005	U10	(1)		OGDEN Alex	NOR	EVO	* 12.74	12.98	* 13.76	13.88	26.50	85.76	+ 35.67
2	8		2006	U10	(2)		DADE Jake	NOR		* 13.28	13.57	14.03	* 13.25	26.53	86.55	- 23.77
3	9		2005	U10	(3)		PARKER Travis	NOR		* 13.32	14.16	* 13.89	13.99	27.21	104.66	+ 26.44
4	20		2005	U10	(4)		LOUTH Ocsar	HEM		* 13.43	14.30	* 14.15	14.51	27.58	114.52	- 41.64
5	17		2006	U10	(5)		SMITH Ben	VIK			* 15.44	14.58	* 14.45	29.89	176.04	+ 54.36
6	25		2005	U10	(6)		PAGE-BROWNE Adam	WGC		16.30	* 15.75	15.66	* 15.57	31.32	214.12	+ 4.00
7	21		2005	U10	(7)		WALES Jonathan	NOR		14.61	* 14.33		* 51.03	1:05.36	1120.69	+ 963.78

Did Not Finish - Run 1 (1)

	17		2006	U10			SMITH Ben	VIK			* 15.44	14.58	* 14.45			
--	----	--	------	-----	--	--	-----------	-----	--	--	---------	-------	---------	--	--	--

Disqualified - Run 3 (1)

	21		2005	U10			WALES Jonathan	NOR		14.61	* 14.33		* 51.03			
--	----	--	------	-----	--	--	----------------	-----	--	-------	---------	--	---------	--	--	--

++ Under 10 - Girls ++

1	33		2005	U10	(1)		MANN Madeleine	VIK		* 13.87	14.55	14.70	* 14.20	28.07	57.18	+ 0.06
2	6		2005	U10	(2)		BARTLETT Honor	VIK			* 16.67	* 15.09	15.24	31.76	146.19	+ 108.12
3	7		2006	U10	(3)		BLACKWELL Lucy	TAL		* 15.87	15.96	* 16.16	25.05	32.03	152.71	+ 38.38
4	23		2005	U10	(4)		ARLOTT Holly	HEM		* 17.10	17.25	18.20	* 18.18	35.28	231.11	+ 46.00

Did Not Start - Run 1 (1)

	11	20440	2005	U10			STEVENS Cordelia	HEM								
--	----	-------	------	-----	--	--	------------------	-----	--	--	--	--	--	--	--	--

EASTERN REGION SNOWSPORTS ASSOCIATION

SKI CHAMPIONSHIPS 2014 (Welwyn)

Special Slalom - U12's (Girls & Boys)

ERSA Championships - Final Ranking

Rank	Bib.	RegNo	Year	Cat	(Rank) =====	Name	Art	Sno	Run 1	Run 2	Run 3	Run 4	Time	Points	Perf
------	------	-------	------	-----	--------------	------	-----	-----	-------	-------	-------	-------	------	--------	------

Did Not Finish - Run 1 (1)

	6		2005	U10		BARTLETT Honor	VIK		* 16.67	* 15.09	15.24				
--	---	--	------	-----	---	-----------------------	-----	--	---------	---------	-------	--	--	--	--

Did Not Start - Run 2 (1)

	11	20440	2005	U10		STEVENS Cordelia	HEM								
--	----	-------	------	-----	---	-------------------------	-----	--	--	--	--	--	--	--	--

Did Not Start - Run 3 (1)

	11	20440	2005	U10		STEVENS Cordelia	HEM								
--	----	-------	------	-----	---	-------------------------	-----	--	--	--	--	--	--	--	--

Did Not Start - Run 4 (1)

	11	20440	2005	U10		STEVENS Cordelia	HEM								
--	----	-------	------	-----	---	-------------------------	-----	--	--	--	--	--	--	--	--




++ Under 12 - Boys ++

1	2	20884	2003	U12	(1)		THOMPSON Joseph	NOR	ELI	11.46	* 11.28	* 12.00		23.28	0.00	+ 6.12
2	13	20748	2003	U12	(2)		DADE Tommy	NOR		11.53	* 11.53	* 11.89	12.11	23.42	3.73	+ 15.82
3	14	21194	2003	U12	(3)		NEWTON Charlie	HEM		* 12.66	12.88	13.56	* 13.41	26.07	74.30	+ 18.43
4	5		2003	U12	(4)		TURNER Alfie	HEM		* 12.86	13.43	* 13.58	13.78	26.44	84.16	- 23.78
5	15	20264	2003	U12	(5)		REIDY Thomas	HEM	WGC	13.13	* 12.58	18.61	* 13.89	26.47	84.96	+ 26.18
6	22		2003	U12	(6)		WILLIAMS Elliot	WGC		* 12.94	13.26	* 14.13	14.49	27.07	100.94	- 60.27
7	16		2003	U12	(7)		BUSHELL George	NOR	NOR	13.91	* 13.57	* 14.58	15.22	28.15	129.70	+ 16.66
8	18		2003	U12	(8)		MCANALLY Ewan	WGC		14.73	* 14.17	18.60	* 14.77	28.94	150.74	+ 26.56

Did Not Finish - Run 4 (1)

	2	20884	2003	U12			THOMPSON Joseph	NOR	ELI	11.46	* 11.28	* 12.00				
--	---	-------	------	-----	--	---	------------------------	-----	-----	-------	---------	---------	--	--	--	--

++ Under 12 - Girls ++

1	10		2003	U12	(1)		HOLMES Abby	NOR		* 12.88	13.91	* 12.82	13.44	25.70	0.00	- 16.87
2	1		2003	U12	(2)		BOTY Nia	HEM	ELI	* 12.88	12.91	* 13.04	13.27	25.92	5.31	+ 2.50
3	31		2003	U12	(3)		SHELLEY Annie	VIK		* 13.92	14.42	* 14.45	14.56	28.37	64.41	+ 21.61
4	12	20998	2003	U12	(4)		BARDER Katie	HEM		* 14.24	14.42	* 14.55	14.77	28.79	74.54	+ 30.46
5	34		2003	U12	(5)		MAWSON Carys	WGC		15.23	* 14.79	* 14.67	36.08	29.46	90.71	- 59.36
6	4		2004	U12	(6)		KING Emily	VIK		* 15.16	15.27	* 15.44	16.18	30.60	118.21	+ 14.58
7	32		2003	U12	(7)		FROST Katie	WGC		* 16.33	16.56	* 16.34	16.89	32.67	168.15	-
8	27		2004	U12	(8)		ROW Stella	VIK		18.36	* 18.17		* 19.83	38.00	296.73	- 5.38

Disqualified - Run 3 (1)

	27		2004	U12			ROW Stella	VIK		18.36	* 18.17		* 19.83			
--	----	--	------	-----	--	---	-------------------	-----	--	-------	---------	--	---------	--	--	--

Technical Delegate

EASTERN REGION SNOWSPORTS ASSOCIATION

SKI CHAMPIONSHIPS 2014 (Welwyn)

Special Slalom - Female & Male

ERSA Championships - Final Ranking

Rank	Bib.	RegNo	Year	Cat	(Rank)	Name	====	Art	Sno	Run 1	Run 2	Run 3	Run 4	Time	Points	Perf
++ Under 14 - Girls ++																
1	74	20337	2001	U14	(1)	SKIPPER Megan		NOR		11.74	* 11.36		* 12.64	24.00	62.57	+ 31.61
2	64	20496	2002	U14	(2)	SCRANAGE-HARRISON Eleanor		HEM		12.19	* 11.95	12.70	* 12.46	24.41	74.23	+ 19.32
3	69		2001	U14	(3)	HAWKINS Danielle		HEM		12.61	* 12.40	13.85	* 13.13	25.53	106.08	+ 29.38
4	61		2001	U14	(4)	HAWKINS Lily		HEM		12.92	* 12.48	14.11	* 13.14	25.62	108.64	+ 17.15
5	76		2001	U14	(5)	HAWKINS Zara		HEM		12.70	* 12.58	13.83	* 13.59	26.17	124.28	+ 16.99
6	79	20725	2002	U14	(6)	WARMINGTON Harriet		HEM		12.91	* 12.86	14.12	* 14.09	26.95	146.47	+ 20.43
7	65	21001	2001	U14	(7)	LEVENE Grace		VIK		13.54	* 13.28	15.15	* 14.70	27.98	175.76	+ 90.11
8	88		2002	U14	(8)	SHELLEY Madeline		VIK		14.66	* 14.45	* 15.37	15.43	29.82	228.09	- 19.80

Did Not Start - Run 1 (2)

63	21355	2001	U14		TAPSELL Charlotte		HEM	CHT								
84	20441	2002	U14		STEVENS Lilyella		HEM									

Did Not Start - Run 2 (2)

63	21355	2001	U14		TAPSELL Charlotte		HEM	CHT								
84	20441	2002	U14		STEVENS Lilyella		HEM									

Did Not Start - Run 3 (2)

63	21355	2001	U14		TAPSELL Charlotte		HEM	CHT								
84	20441	2002	U14		STEVENS Lilyella		HEM									

Disqualified - Run 3 (1)

74	20337	2001	U14		SKIPPER Megan		NOR			11.74	* 11.36		* 12.64			
----	-------	------	-----	--	---------------	--	-----	--	--	-------	---------	--	---------	--	--	--

Did Not Start - Run 4 (2)

63	21355	2001	U14		TAPSELL Charlotte		HEM	CHT								
84	20441	2002	U14		STEVENS Lilyella		HEM									

++ Under 14 - Boys ++

1	116		2001	U14	(1)	APPLETON Byron		HEM		10.90	* 10.72	11.71	* 11.42	22.14	61.57	- 8.20
2	123	20481	2001	U14	(2)	HUDSON Thomas		NOR		* 11.03	11.04	12.17	* 11.83	22.86	83.73	+ 33.52
3	127		2001	U14	(3)	LONGSTAFF Michael		WGC		11.51	* 11.17	12.02	* 11.80	22.97	87.12	+ 2.10
4	131	19855	2002	U14	(4)	BINGHAM Nicholas		ESX	SASA	* 11.65	11.74	* 12.98	13.11	24.63	138.22	+ 35.72
5	163	20613	2001	U14	(5)	WILLIS James		SMK	SMK	12.33	* 12.30		* 13.08	25.38	161.31	+ 4.28
6	145	19774	2002	U14	(6)	BARTON Dominic		HEM	SMK	13.58	* 13.15	* 14.11	14.12	27.26	219.19	+ 47.18
7	154		2002	U14	(7)	GOMEZ CLARKE Jamie		NOR		* 13.46	13.80	* 15.61		29.07	274.91	- 242.14
8	156		2002	U14	(8)	CUTHBERT Hugo		WGC	WGC	14.61	* 14.34	15.38	* 15.01	29.35	283.53	- 55.66

EASTERN REGION SNOWSPORTS ASSOCIATION

SKI CHAMPIONSHIPS 2014 (Welwyn)

Special Slalom - Female & Male

ERSA Championships - Final Ranking

Rank	Bib.	RegNo	Year	Cat	(Rank)	Name	====	Art	Sno	Run 1	Run 2	Run 3	Run 4	Time	Points	Perf
9	152		2001	U14	(9)	REYNOLDS Joshua Michael		NOR		* 14.52	23.89	* 16.18		30.70	325.08	+ 27.31

Did Not Start - Run 1 (1)

159			2001	U14		HADDEN Alex		ESX								
-----	--	--	------	-----	--	-------------	---	-----	--	--	--	--	--	--	--	--

Did Not Start - Run 2 (1)

159			2001	U14		HADDEN Alex		ESX								
-----	--	--	------	-----	--	-------------	---	-----	--	--	--	--	--	--	--	--

Did Not Finish - Run 2 (1)

152			2001	U14		REYNOLDS Joshua Michael		NOR		* 14.52	23.89	* 16.18				
-----	--	--	------	-----	--	-------------------------	---	-----	--	---------	-------	---------	--	--	--	--

Did Not Start - Run 3 (1)

159			2001	U14		HADDEN Alex		ESX								
-----	--	--	------	-----	--	-------------	---	-----	--	--	--	--	--	--	--	--

Did Not Finish - Run 3 (1)

163	20613		2001	U14		WILLIS James		SMK	SMK	12.33	* 12.30		* 13.08			
-----	-------	--	------	-----	--	--------------	---	-----	-----	-------	---------	--	---------	--	--	--










Did Not Start - Run 4 (1)

159			2001	U14		HADDEN Alex		ESX								
-----	--	--	------	-----	--	-------------	---	-----	--	--	--	--	--	--	--	--

Did Not Finish - Run 4 (1)

154			2002	U14		GOMEZ CLARKE Jamie		NOR		* 13.46	13.80	* 15.61				
-----	--	--	------	-----	--	--------------------	---	-----	--	---------	-------	---------	--	--	--	--

++ Under 16 - Girls ++

1	86	19235	1999	U16	(1)	ROYAL Natasha		VIK	BSA	* 11.39	11.53	* 12.51		23.90	59.72	+ 21.75
2	68	20339	2000	U16	(2)	BURROUGHS Hannah		NOR		12.02	* 11.87	13.05	* 12.68	24.55	78.21	- 2.54
3	72		1999	U16	(3)	DEAN Emily		HEM	HEM	* 11.89		* 13.40		25.29	99.26	+ 40.93
4	75		2000	U16	(4)	WEBSTER Atlanta		NOR		13.24	* 12.75		* 13.66	26.41	131.11	+ 39.22
5	81		1999	U16	(5)	BLYTH Charlotte		HEM		13.40	* 12.92	* 14.04	14.37	26.96	146.75	+ 1.04
6	80		1999	U16	(6)	HAWES Claudie		NOR		13.92	* 13.12	14.02	* 14.02	27.14	151.87	+ 17.45
7	89	20345	2000	U16	(7)	GARMENT Hattie		HEM		* 12.89	12.92		* 14.66	27.55	163.53	- 0.18
8	82	19746	2000	U16	(8)	BRADLEY Lydia		HEM		14.04	* 13.75	14.87	* 14.54	28.29	184.58	+ 33.47
9	83		1999	U16	(9)	BELGER Hattie		HEM		18.66	* 13.51	20.38	* 14.83	28.34	186.00	+ 29.18

Did Not Start - Run 1 (2)

62			2000	U16		MANNBY Siobhan		VIK								
78	20439		2000	U16		STEVENS Annecy		HEM								

Did Not Start - Run 2 (2)

62			2000	U16		MANNBY Siobhan		VIK								
78	20439		2000	U16		STEVENS Annecy		HEM								

Disqualified - Run 2 (1)

72			1999	U16		DEAN Emily		HEM	HEM	* 11.89		* 13.40				
----	--	--	------	-----	--	------------	---	-----	-----	---------	--	---------	--	--	--	--

Did Not Start - Run 3 (2)

62			2000	U16		MANNBY Siobhan		VIK								
78	20439		2000	U16		STEVENS Annecy		HEM								

EASTERN REGION SNOWSPORTS ASSOCIATION

SKI CHAMPIONSHIPS 2014 (Welwyn)

Special Slalom - Female & Male

ERSA Championships - Final Ranking

Rank	Bib.	RegNo	Year	Cat	(Rank)	Name	====	Art	Sno	Run 1	Run 2	Run 3	Run 4	Time	Points	Perf
------	------	-------	------	-----	--------	------	------	-----	-----	-------	-------	-------	-------	------	--------	------

Did Not Finish - Run 3 (1)

	75		2000	U16		WEBSTER Atlanta		NOR		13.24	* 12.75		* 13.66			
--	----	--	------	-----	--	-----------------	---	-----	--	-------	---------	--	---------	--	--	--

Disqualified - Run 3 (1)

	89	20345	2000	U16		GARMENT Hattie		HEM		* 12.89	12.92		* 14.66			
--	----	-------	------	-----	--	----------------	---	-----	--	---------	-------	--	---------	--	--	--

Did Not Start - Run 4 (2)

	62		2000	U16		MANNBY Siobhan		VIK								
	78	20439	2000	U16		STEVENS Annecy		HEM								

Disqualified - Run 4 (2)

	72		1999	U16		DEAN Emily		HEM	HEM	* 11.89		* 13.40				
	86	19235	1999	U16		ROYAL Natasha		VIK	BSA	* 11.39	11.53	* 12.51				

++ Under 16 - Boys ++

1	124	19854	1999	U16	(1)	BINGHAM Jonathan		ESX		* 10.77	10.82		* 11.46	22.23	64.34	+ 26.50
2	118		1999	U16	(2)	DAVIES Harry		NOR		10.94	* 10.72	* 11.61		22.33	67.42	+ 17.27
3	125		1999	U16	(3)	HOLMES Thomas		NOR		23.20	* 10.89		* 11.53	22.42	70.19	+ 23.11
4	121	21723	2000	U16	(4)	HOWE Charlie		NOR	ELI	* 10.91	11.02	* 11.87		22.78	81.27	+ 8.63
5	132	20184	2000	U16	(5)	NEWTON William		HEM		* 11.15	11.24	12.90	* 11.78	22.93	85.89	- 16.64
6	122	18809	1999	U16	(6)	FENELEY William		NOR	BSA	11.31	* 10.96	13.24	* 12.10	23.06	89.89	+ 15.93
7	126		1999	U16	(7)	LANE Joshua		NOR		21.29	* 11.56	11.95	* 11.61	23.17	93.28	+ 12.49
8	130		1999	U16	(8)	CHILDS Lewis		WGC		* 10.97	10.98	* 12.24		23.21	94.51	- 6.57
9	137	20126	2000	U16	(9)	THOMPSON Connor		VIK		* 11.50		12.75	* 12.61	24.11	122.21	+ 0.47
10	160		2000	U16	(10)	HOWE Harry		NOR	ELI	12.04	* 11.84	13.29	* 12.77	24.61	137.61	+ 38.78
11	161		2000	U16	(11)	WARSOP Rowan		NOR	NOR	* 12.78	19.67	13.88	* 13.61	26.39	192.40	+ 4.00
12	143		1999	U16	(12)	HEARNEY Christopher		NOR		12.89	* 12.66	21.94	* 14.24	26.90	208.10	+ 43.43
13	158		1999	U16	(13)	PAYNE George		ESX	BAS	13.38	* 13.04	14.22	* 14.10	27.14	215.49	+ 29.53
14	146		2000	U16	(14)	WALES Joe		NOR		13.15	* 12.92	15.29	* 14.33	27.25	218.88	+ 46.79

Did Not Start - Run 1 (3)

	140		2000	U16		CLARKE Ed		HEM	SMK							
	149		2000	U16		SPOONER Harrison		VIK								
	151		2000	U16		PRINGLE Angus		NOR								

Did Not Start - Run 2 (3)

	140		2000	U16		CLARKE Ed		HEM	SMK							
	149		2000	U16		SPOONER Harrison		VIK								
	151		2000	U16		PRINGLE Angus		NOR								

Disqualified - Run 2 (1)

	137	20126	2000	U16		THOMPSON Connor		VIK		* 11.50		12.75	* 12.61			
--	-----	-------	------	-----	--	-----------------	---	-----	--	---------	--	-------	---------	--	--	--

Did Not Start - Run 3 (3)

	140		2000	U16		CLARKE Ed		HEM	SMK							
	149		2000	U16		SPOONER Harrison		VIK								
	151		2000	U16		PRINGLE Angus		NOR								

Did Not Finish - Run 3 (2)

	124	19854	1999	U16		BINGHAM Jonathan		ESX		* 10.77	10.82		* 11.46			
--	-----	-------	------	-----	--	------------------	---	-----	--	---------	-------	--	---------	--	--	--

EASTERN REGION SNOWSPORTS ASSOCIATION

SKI CHAMPIONSHIPS 2014 (Welwyn)

Special Slalom - Female & Male

ERSA Championships - Final Ranking

Rank	Bib.	RegNo	Year	Cat	(Rank)	Name	====	Art	Sno	Run 1	Run 2	Run 3	Run 4	Time	Points	Perf
	125		1999	U16		HOLMES Thomas		NOR		23.20	* 10.89		* 11.53			

Disqualified - Run 3 (1)

	144		2000	U16		STEWART Oliver		NOR		13.44	* 13.22					
--	-----	--	------	-----	--	----------------	---	-----	--	-------	---------	--	--	--	--	--

Did Not Start - Run 4 (3)

	140		2000	U16		CLARKE Ed		HEM	SMK							
	149		2000	U16		SPOONER Harrison		VIK								
	151		2000	U16		PRINGLE Angus		NOR								

Did Not Finish - Run 4 (2)

	118		1999	U16		DAVIES Harry		NOR		10.94	* 10.72	* 11.61				
	121	21723	2000	U16		HOWE Charlie		NOR	ELI	* 10.91	11.02	* 11.87				

Disqualified - Run 4 (2)

	130		1999	U16		CHILDS Lewis		WGC		* 10.97	10.98	* 12.24				
	144		2000	U16		STEWART Oliver		NOR		13.44	* 13.22					

++ Under 18 - Girls ++

1	66	20139	1997	U18	(1)	COE Megan		NOR		* 10.70	11.01	12.00	* 11.41	22.11	8.82	+ 11.44
---	----	-------	------	-----	-----	-----------	---	-----	--	---------	-------	-------	---------	--------------	------	---------

Did Not Start - Run 1 (1)

	90		1998	U18		CUTHBERT Isabella		WGC								
--	----	--	------	-----	--	-------------------	---	-----	--	--	--	--	--	--	--	--

Did Not Start - Run 2 (1)

	90		1998	U18		CUTHBERT Isabella		WGC								
--	----	--	------	-----	--	-------------------	---	-----	--	--	--	--	--	--	--	--









Did Not Start - Run 3 (1)

	90		1998	U18		CUTHBERT Isabella		WGC								
--	----	--	------	-----	--	-------------------	---	-----	--	--	--	--	--	--	--	--

Did Not Start - Run 4 (1)

	90		1998	U18		CUTHBERT Isabella		WGC								
--	----	--	------	-----	--	-------------------	---	-----	--	--	--	--	--	--	--	--

++ Under 18 - Boys ++

1	112	20628	1997	U18	(1)	RICHARDSON Thomas		NOR		10.05	* 10.00	* 10.43		20.43	8.93	+ 9.59
2	113	19713	1997	U18	(2)	BOTY Harry		HEM	ELI	10.90	* 10.53	* 10.94	11.06	21.47	40.94	- 3.19
3	114	18810	1997	U18	(3)	FENELEY Luke		NOR	BSA	10.65	* 10.33		* 11.33	21.66	46.79	+ 20.46
4	115		1998	U18	(4)	BRESKAL Bailey		WGC		10.92	* 10.81	11.66	* 11.40	22.21	63.72	+ 6.48
5	120	18661	1997	U18	(5)	WARMINGTON Richard		HEM		* 11.07	11.10	* 11.59	11.78	22.66	77.58	+ 36.56
6	139		1997	U18	(6)	STEWART Harry		NOR		* 11.98	12.12	* 13.37	13.59	25.35	160.39	+ 24.19
7	141		1998	U18	(7)	SYDER James		NOR		* 12.26	12.46	14.51	* 13.62	25.88	176.70	+ 23.05
8	119		1998	U18	(8)	LEVENE Harry		VIK		* 12.67	12.69	14.40	* 13.41	26.08	182.86	+ 102.10

Did Not Start - Run 1 (1)

	162		1997	U18		DOWDEN Mason		VIK								
--	-----	--	------	-----	--	--------------	---	-----	--	--	--	--	--	--	--	--

Did Not Start - Run 2 (1)

	162		1997	U18		DOWDEN Mason		VIK								
--	-----	--	------	-----	--	--------------	---	-----	--	--	--	--	--	--	--	--

EASTERN REGION SNOWSPORTS ASSOCIATION

SKI CHAMPIONSHIPS 2014 (Welwyn)

Special Slalom - Female & Male

ERSA Championships - Final Ranking

Rank	Bib.	RegNo	Year	Cat	(Rank)	Name	====	Art	Sno	Run 1	Run 2	Run 3	Run 4	Time	Points	Perf
------	------	-------	------	-----	--------	------	------	-----	-----	-------	-------	-------	-------	------	--------	------

Did Not Start - Run 3 (1)

	162		1997	U18		DOWDEN Mason		VIK								
--	-----	--	------	-----	--	--------------	---	-----	--	--	--	--	--	--	--	--

Did Not Finish - Run 3 (1)

	114	18810	1997	U18		FENELEY Luke		NOR	BSA	10.65	* 10.33		* 11.33			
--	-----	-------	------	-----	--	--------------	---	-----	-----	-------	---------	--	---------	--	--	--

Did Not Start - Run 4 (1)

	162		1997	U18		DOWDEN Mason		VIK								
--	-----	--	------	-----	--	--------------	---	-----	--	--	--	--	--	--	--	--

Disqualified - Run 4 (1)

	112	20628	1997	U18		RICHARDSON Thomas		NOR		10.05	* 10.00	* 10.43				
--	-----	-------	------	-----	--	-------------------	---	-----	--	-------	---------	---------	--	--	--	--

++ Under 21 - Ladies ++

1	71	19016	1995	U21	(1)	SKIPPER Sophie		NOR	NOR	11.05	* 10.97	* 10.83	11.33	21.80	0.00	+ 0.43
2	67		1996	U21	(2)	SELT Molly		VIK		12.60	* 12.52	15.21	* 14.75	27.27	155.57	+ 58.60

++ Under 21 - Men ++

1	117	20637	1996	U21	(1)	WIGMORE Mathew		NOR		10.15	* 9.95	* 10.43	10.79	20.38	7.39	+ 10.08
2	136		1996	U21	(2)	REEDER James		VIK		12.75	* 12.09	13.58	* 13.11	25.20	155.77	+ 34.22
3	157		1996	U21	(3)	WILSON Geoffrey		VIK		* 12.33	12.38		* 14.43	26.76	203.79	+ 43.77

Did Not Finish - Run 3 (1)

	157		1996	U21		WILSON Geoffrey		VIK		* 12.33	12.38		* 14.43			
--	-----	--	------	-----	--	-----------------	---	-----	--	---------	-------	--	---------	--	--	--

++ Senior/Masters 1 - Ladies ++

1	85		1984	SM1	(1)	EDWARDS Donna		VIK		20.81	* 19.35	20.89	* 19.70	39.05	490.60	+ 120.57
---	----	--	------	-----	-----	---------------	---	-----	--	-------	---------	-------	---------	-------	--------	----------

++ Senior/Masters 1 - Men ++

1	111	18629	1993	SM1	(1)	MOLLOY Daniel		NOR		10.22	* 9.68	* 10.46		20.14	0.00	- 2.90
2	148		1987	SM1	(2)	BELLAMY Edward		NOR		* 13.11	13.28	14.97	* 14.10	27.21	217.65	+ 36.60
3	150		1978	SM1	(3)	GREEN Stuart		HEM	HEM	13.54	* 13.24	14.81	* 13.98	27.22	217.95	- 6.31

Disqualified - Run 4 (1)

	111	18629	1993	SM1		MOLLOY Daniel		NOR		10.22	* 9.68	* 10.46				
--	-----	-------	------	-----	--	---------------	---	-----	--	-------	--------	---------	--	--	--	--

++ Masters 2/Masters 3 - Ladies ++

1	73	14159	1970	M23	(1)	ANDERSON Beverley		VIK	K-	* 12.22	12.23	13.35	* 12.63	24.85	86.74	+ 43.70
2	70		1971	M23	(2)	SAMPSON Melissa		NOR		12.54	* 12.29	* 13.12	13.14	25.41	102.67	+ 15.82
3	87		1963	M23	(3)	LALLY Nicola		VIK		14.12	* 13.78	19.33	* 15.02	28.80	199.08	+ 39.86

Did Not Start - Run 1 (1)

	77		1968	M23		STEVENS Holly		HEM								
--	----	--	------	-----	--	---------------	---	-----	--	--	--	--	--	--	--	--

EASTERN REGION SNOWSPORTS ASSOCIATION

SKI CHAMPIONSHIPS 2014 (Welwyn)

Special Slalom - Female & Male

ERSA Championships - Final Ranking

Rank	Bib.	RegNo	Year	Cat	(Rank)	Name	====	Art	Sno	Run 1	Run 2	Run 3	Run 4	Time	Points	Perf
------	------	-------	------	-----	--------	------	------	-----	-----	-------	-------	-------	-------	------	--------	------

Did Not Start - Run 2 (1)

	77		1968	M23		STEVENS Holly		HEM								
--	----	--	------	-----	--	---------------	---	-----	--	--	--	--	--	--	--	--










Did Not Start - Run 3 (1)

	77		1968	M23		STEVENS Holly		HEM								
--	----	--	------	-----	--	---------------	---	-----	--	--	--	--	--	--	--	--

Did Not Start - Run 4 (1)

	77		1968	M23		STEVENS Holly		HEM								
--	----	--	------	-----	--	---------------	---	-----	--	--	--	--	--	--	--	--

++ Masters 2/Masters 3 - Men ++

1	134	13217	1968	M23	(1)	SHARP Anthony		HEM		11.48	* 11.44	12.63	* 12.49	23.93	116.67	+ 5.15
2	128	10372	1959	M23	(2)	ANDERSON Christopher		VIK	K-	12.15	* 11.88	* 12.73		24.61	137.61	+ 48.98
3	129		1965	M23	(3)	SINEY Rick		BAS		12.09	* 11.73	13.18	* 12.93	24.66	139.15	+ 45.82
4	138		1966	M23	(4)	HOLMES Peter		NOR		12.10	* 11.67	* 13.68	13.89	25.35	160.39	+ 33.47
5	135		1967	M23	(5)	SYDER Mark		NOR		12.67	* 12.20		* 13.50	25.70	171.16	+ 52.70
6	147		1963	M23	(6)	MANNBY Jan-Olof		VIK		13.44	* 13.06	* 13.87	14.04	26.93	209.03	+ 32.74
7	155		1941	M23	(7)	SMITH Michael		BAS	BAS	14.28	* 13.15	14.36	* 14.19	27.34	221.65	+ 32.04
8	142		1966	M23	(8)	GARRETT Mike		NOR		13.72	* 13.66	* 15.47		29.13	276.75	+ 122.46
9	153		1956	M23	(9)	BRADLEY Stephen		HEM		* 15.51	15.65	17.12	* 17.10	32.61	383.88	+ 38.85

Disqualified - Run 3 (2)

	133		1960	M23		OHSTEN Ben		NOR		12.32	* 12.07					
	135		1967	M23		SYDER Mark		NOR		12.67	* 12.20		* 13.50			

Did Not Finish - Run 4 (2)

	128	10372	1959	M23		ANDERSON Christopher		VIK	K-	12.15	* 11.88	* 12.73				
	142		1966	M23		GARRETT Mike		NOR		13.72	* 13.66	* 15.47				

Disqualified - Run 4 (1)

	133		1960	M23		OHSTEN Ben		NOR		12.32	* 12.07					
--	-----	--	------	-----	--	------------	---	-----	--	-------	---------	--	--	--	--	--

Technical Delegate