

EASTERN REGION SNOWSPORTS ASSOCIATION

SKI CHAMPIONSHIPS 2014

Combined ranking - ERSA Finals 2014

Rank	Bib.	RegNo	Name	Year	====	WGC	HEM	Total	Gap
++ Under 08 - Girls ++									
1	19		TUTT Holly	2007		16.11 (27)	16.52 (33)	32.63	
2	28		BUSHELL Grace	2007		17.89 (30)	20.30 (44)	38.19	5.56
3	29		KING Jessica	2007		20.73 (33)	21.32 (45)	42.05	9.42

++ Under 08 - Boys ++									
1	24		SMITH Bradley	2007		14.41 (19)	16.72 (36)	31.13	
2	26		MITCHELL Kieran	2007		15.88 (26)	18.26 (41)	34.14	3.01

++ Under 10 - Boys ++									
1	3	21604	OGDEN Alex	2005		12.74 (5)	13.73 (10)	26.47	
2	20		LOUTH Ocsar	2005		13.43 (12)	13.79 (11)	27.22	0.75
3	9		PARKER Travis	2005		13.32 (11)	14.68 (17)	28.00	1.53
4	8		DADE Jake	2006		13.25 (10)	14.79 (18)	28.04	1.57
5	17		SMITH Ben	2006		14.45 (20)	15.27 (21)	29.72	3.25
6	21		WALES Jonathan	2005		14.33 (18)	16.25 (30)	30.58	4.11
7	25		PAGE-BROWNE Adam	2005		15.57 (24)	17.78 (40)	33.35	6.88

++ Under 10 - Girls ++									
1	6		BARTLETT Honor	2005		15.09 (22)	15.19 (20)	30.28	
2	7		BLACKWELL Lucy	2006		15.87 (25)	15.69 (26)	31.56	1.28
3	23		ARLOTT Holly	2005		17.10 (29)	17.76 (39)	34.86	4.58








++ Under 12 - Girls ++									
1	1		BOTY Nia	2003		12.88 (8)	13.69 (8)	26.57	
2	12	20998	BARDER Katie	2003		14.24 (17)	13.94 (12)	28.18	1.61
3	10		HOLMES Abby	2003		12.82 (6)	15.37 (23)	28.19	1.62
4	4		KING Emily	2004		15.16 (23)	17.66 (38)	32.82	6.25
5	27		ROW Stella	2004		18.17 (31)	19.36 (43)	37.53	10.96

++ Under 12 - Boys ++									
1	2	20884	THOMPSON Joseph	2003		11.28 (1)	12.60 (2)	23.88	

EASTERN REGION SNOWSPORTS ASSOCIATION

SKI CHAMPIONSHIPS 2014

Combined ranking - ERSA Finals 2014

Rank	Bib.	RegNo	Name	Year	====	WGC	HEM	Total	Gap
2	13	20748	DADE Tommy	2003		11.53 (2)	12.53 (1)	24.06	0.18
3	14	21194	NEWTON Charlie	2003		12.66 (4)	13.25 (4)	25.91	2.03
4	15	20264	REIDY Thomas	2003		12.58 (3)	13.67 (7)	26.25	2.37
5	5		TURNER Alfie	2003		12.86 (7)	13.45 (5)	26.31	2.43
6	22		WILLIAMS Elliot	2003		12.94 (9)	14.99 (19)	27.93	4.05
7	18		MCANALLY Ewan	2003		14.17 (16)	14.67 (16)	28.84	4.96
8	16		BUSHELL George	2003		13.57 (13)	16.00 (28)	29.57	5.69