















EASTERN REGION SNOWSPORTS ASSOCIATION

SKI CHAMPIONSHIPS 2014

Combined ranking - ERSA Finals 2014

Rank	Bib.	RegNo	Name	Year	====	WGC	HEM	Total	Gap
++ Under 14 - Girls ++									
1	64	20496	SCRANAGE-HARRISON Eleanor	2002		11.95 (32)	13.02 (8)	24.97	
2	74	20337	SKIPPER Megan	2001		11.36 (20)	14.63 (44)	25.99	1.02
2	69		HAWKINS Danielle	2001		12.40 (42)	13.59 (24)	25.99	1.02
4	76		HAWKINS Zara	2001		12.58 (45)	13.69 (27)	26.27	1.30
5	61		HAWKINS Lily	2001		12.48 (43)	14.15 (36)	26.63	1.66
6	79	20725	WARMINGTON Harriet	2002		12.86 (50)	14.90 (52)	27.76	2.79
7	65	21001	LEVENE Grace	2001		13.28 (62)	15.80 (71)	29.08	4.11










++ Under 14 - Boys ++

1	116		APPLETON Byron	2001		10.72 (7)	13.38 (20)	24.10	
2	123	20481	HUDSON Thomas	2001		11.03 (16)	13.47 (22)	24.50	0.40
3	127		LONGSTAFF Michael	2001		11.17 (19)	13.95 (32)	25.12	1.02
4	131	19855	BINGHAM Nicholas	2002		11.65 (25)	14.32 (39)	25.97	1.87
5	145	19774	BARTON Dominic	2002		13.15 (58)	14.67 (46)	27.82	3.72
6	154		GOMEZ CLARKE Jamie	2002		13.46 (63)	17.16 (90)	30.62	6.52
7	152		REYNOLDS Joshua Michael	2001		14.52 (70)	19.08 (92)	33.60	9.50

++ Under 16 - Girls ++

1	72		DEAN Emily	1999		11.89 (31)	13.07 (10)	24.96	
2	68	20339	BURROUGHS Hannah	2000		11.87 (29)	15.12 (57)	26.99	2.03
3	83		BELGER Hattie	1999		13.51 (64)	14.26 (38)	27.77	2.81
4	81		BLYTH Charlotte	1999		12.92 (52)	14.88 (51)	27.80	2.84
5	75		WEBSTER Atlanta	2000		12.75 (48)	15.13 (58)	27.88	2.92
6	82	19746	BRADLEY Lydia	2000		13.75 (66)	15.02 (54)	28.77	3.81
7	80		HAWES Claudie	1999		13.12 (57)	16.00 (76)	29.12	4.16




++ Under 16 - Boys ++

1	124	19854	BINGHAM Jonathan	1999		10.77 (9)	12.89 (4)	23.66	
2	125		HOLMES Thomas	1999		10.89 (12)	13.28 (17)	24.17	0.51
3	118		DAVIES Harry	1999		10.72 (7)	13.75 (28)	24.47	0.81
4	122	18809	FENELEY William	1999		10.96 (14)	13.65 (26)	24.61	0.95
5	121	21723	HOWE Charlie	2000		10.91 (13)	13.76 (29)	24.67	1.01
6	132	20184	NEWTON William	2000		11.15 (18)	13.54 (23)	24.69	1.03
7	130		CHILDS Lewis	1999		10.97 (15)	15.11 (56)	26.08	2.42
8	137	20126	THOMPSON Connor	2000		11.50 (23)	14.75 (49)	26.25	2.59
9	143		HEARNEY Christopher	1999		12.66 (46)	15.42 (63)	28.08	4.42

EASTERN REGION SNOWSPORTS ASSOCIATION

SKI CHAMPIONSHIPS 2014









Combined ranking - ERSA Finals 2014

Rank	Bib.	RegNo	Name	Year	====	WGC	HEM	Total	Gap
10	126		LANE Joshua	1999		11.56 (24)	16.85 (86)	28.41	4.75
11	144		STEWARD Oliver	2000		13.22 (60)	16.51 (83)	29.73	6.07
12	146		WALES Joe	2000		12.92 (52)	16.84 (85)	29.76	6.10

++ Under 18 - Girls ++

1	66	20139	COE Megan	1997		10.70 (6)	12.95 (7)	23.65	
---	----	-------	-----------	------	---	-----------	-----------	-------	--

++ Under 18 - Boys ++

1	112	20628	RICHARDSON Thomas	1997		10.00 (3)	12.90 (6)	22.90	
2	114	18810	FENELEY Luke	1997		10.33 (4)	13.19 (14)	23.52	0.62
3	113	19713	BOTY Harry	1997		10.53 (5)	13.32 (19)	23.85	0.95
4	120	18661	WARMINGTON Richard	1997		11.07 (17)	12.89 (4)	23.96	1.06
5	115		BRESKAL Bailey	1998		10.81 (10)	13.60 (25)	24.41	1.51
6	139		STEWARD Harry	1997		11.98 (33)	14.99 (53)	26.97	4.07
7	141		SYDER James	1998		12.26 (38)	15.16 (59)	27.42	4.52
8	119		LEVENE Harry	1998		12.67 (47)	15.61 (66)	28.28	5.38

++ Under 21 - Ladies ++

1	71	19016	SKIPPER Sophie	1995		10.83 (11)	13.20 (15)	24.03	
2	67		SELT Molly	1996		12.52 (44)	14.59 (43)	27.11	3.08

++ Under 21 - Men ++

1	117	20637	WIGMORE Mathew	1996		9.95 (2)	13.15 (12)	23.10	
2	136		REEDER James	1996		12.09 (35)	14.80 (50)	26.89	3.79

++ Senior/Masters 1 - Ladies ++

1	85		EDWARDS Donna	1984		19.35 (72)	20.66 (93)	40.01	
---	----	--	---------------	------	---	------------	------------	-------	--

++ Senior/Masters 1 - Men ++

1	111	18629	MOLLOY Daniel	1993		9.68 (1)	13.43 (21)	23.11	
2	150		GREEN Stuart	1978		13.24 (61)	15.65 (68)	28.89	5.78
3	148		BELLAMY Edward	1987		13.11 (56)	15.87 (73)	28.98	5.87

++ Masters 2/Masters 3 - Ladies ++

1	73	14159	ANDERSON Beverley	1970		12.22 (37)	14.02 (34)	26.24	
2	70		SAMPSON Melissa	1971		12.29 (39)	14.56 (42)	26.85	0.61









++ Masters 2/Masters 3 - Men ++

1	134	13217	SHARP Anthony	1968		11.44 (22)	14.11 (35)	25.55	
---	-----	-------	---------------	------	---	------------	------------	-------	--

EASTERN REGION SNOWSPORTS ASSOCIATION

SKI CHAMPIONSHIPS 2014

Combined ranking - ERSA Finals 2014

Rank	Bib.	RegNo	Name	Year	====	WGC	HEM	Total	Gap
2	129		SINEY Rick	1965		11.73 (27)	14.68 (47)	26.41	0.86
3	138		HOLMES Peter	1966		11.67 (26)	15.06 (55)	26.73	1.18
4	128	10372	ANDERSON Christopher	1959		11.88 (30)	15.68 (69)	27.56	2.01
5	133		OHSTEN Ben	1960		12.07 (34)	15.58 (65)	27.65	2.10
6	135		SYDER Mark	1967		12.20 (36)	15.62 (67)	27.82	2.27
7	147		MANNBY Jan-Olof	1963		13.06 (55)	15.93 (75)	28.99	3.44
8	142		GARRETT Mike	1966		13.66 (65)	16.15 (79)	29.81	4.26
9	153		BRADLEY Stephen	1956		15.51 (71)	17.68 (91)	33.19	7.64