

EASTERN REGION SNOWSPORTS ASSOCIATION

SKI CHAMPIONSHIPS 2014 (Hemel)

Special Slalom - U12's (Girls & Boys)

ERSA Championships - Final Ranking

Rank	Bib.	RegNo	Year	Cat	(Rank)	Name	====	Art	Sno	Run 1	Run 2	Time	Points	Perf
------	------	-------	------	-----	--------	------	------	-----	-----	-------	-------	------	--------	------

++ Under 08 - Girls ++

1	19		2007	U08	(1)	TUTT Holly		HEM		16.52	16.53	33.05	113.66	- 9.15
2	28		2007	U08	(2)	BUSHELL Grace		NOR		21.14	20.30	41.44	299.90	- 30.82
3	29		2007	U08	(3)	KING Jessica		VIK		21.90	21.32	43.22	339.41	- 41.55

++ Under 08 - Boys ++

1	24		2007	U08	(1)	SMITH Bradley		VIK		16.72	17.00	33.72	213.59	+ 34.86
2	26		2007	U08	(2)	MITCHELL Kieran		NOR		19.02	18.26	37.28	301.59	+ 71.80

++ Under 10 - Boys ++

1	42		2005	U10	(1)	STANWAY Kayne		SMK		13.55	13.89	27.44	58.34	- 47.19
2	3	21604	2005	U10	(2)	OGDEN Alex		NOR	EVO	13.96	13.73	27.69	64.52	+ 20.76
3	20		2005	U10	(3)	LOUTH Ocsar		HEM		13.79	14.63	28.42	82.57	- 67.26
4	9		2005	U10	(4)	PARKER Travis		NOR		14.81	14.68	29.49	109.02	+ 37.13
5	8		2006	U10	(5)	DADE Jake		NOR		14.87	14.79	29.66	113.22	+ 9.23
6	50		2006	U10	(6)	SINCLAIR Laurence		VIK		15.41	15.41	30.82	141.90	- 9.67
7	17		2006	U10	(7)	SMITH Ben		VIK		16.08	15.27	31.35	155.00	+ 39.65
8	21		2005	U10	(8)	WALES Jonathan		NOR		16.73	16.25	32.98	195.30	+ 44.72
9	25		2005	U10	(9)	PAGE-BROWNE Adam		WGC		18.61	17.78	36.39	279.59	+ 75.80

Did Not Start - Run 1 (1)

	48		2005	U10		KILPATRICK Maxwell		HEM						
--	----	--	------	-----	--	--------------------	--	-----	--	--	--	--	--	--

Disqualified - Run 1 (1)

	39		2005	U10		STANLEY Harvey		HEM	SAS			15.51		
--	----	--	------	-----	--	----------------	--	-----	-----	--	--	-------	--	--

Did Not Start - Run 2 (1)

	48		2005	U10		KILPATRICK Maxwell		HEM						
--	----	--	------	-----	--	--------------------	--	-----	--	--	--	--	--	--

++ Under 10 - Girls ++














1	6		2005	U10	(1)	BARTLETT Honor		VIK		15.19	15.32	30.51	57.27	+ 33.38
2	7		2006	U10	(2)	BLACKWELL Lucy		TAL		15.69	16.13	31.82	86.35	- 13.80
3	11	20440	2005	U10	(3)	STEVENS Cordelia		HEM		16.47	15.93	32.40	99.23	+ 15.81
4	23		2005	U10	(4)	ARLOTT Holly		HEM		17.76	18.46	36.22	184.02	+ 13.09

EASTERN REGION SNOWSPORTS ASSOCIATION

SKI CHAMPIONSHIPS 2014 (Hemel)

Special Slalom - U12's (Girls & Boys)












ERSA Championships - Final Ranking

Rank	Bib.	RegNo	Year	Cat	(Rank)	Name	====	Art	Sno	Run 1	Run 2	Time	Points	Perf
++ Under 12 - Boys ++														
1	13	20748	2003	U12	(1)	DADE Tommy		NOR		12.53	12.55	25.08	0.00	+ 18.42
2	2	20884	2003	U12	(2)	THOMPSON Joseph		NOR	ELI	13.12	12.60	25.72	15.82	+ 28.27
3	41		2004	U12	(3)	METHERINGHAM Zachary		SMK		13.12	13.49	26.61	37.82	- 72.63
4	14	21194	2003	U12	(4)	NEWTON Charlie		HEM		13.75	13.25	27.00	47.46	- 2.08
5	5		2003	U12	(5)	TURNER Alfie		HEM		13.93	13.45	27.38	56.86	- 44.75
6	15	20264	2003	U12	(6)	REIDY Thomas		HEM	WGC	13.67	13.74	27.41	57.60	+ 5.15
7	35		2003	U12	(7)	TAMANA Hari		HEM		14.48	14.61	29.09	99.13	- 86.12
8	18		2003	U12	(8)	MCANALLY Ewan		WGC		14.67	14.90	29.57	111.00	- 6.85
9	22		2003	U12	(9)	WILLIAMS Elliot		WGC		14.99	15.23	30.22	127.07	- 27.81
10	16		2003	U12	(10)	BUSHELL George		NOR	NOR	16.29	16.00	32.29	178.24	+ 71.53
11	45		2004	U12	(11)	SINCLAIR Charles		VIK		16.19	16.23	32.42	181.45	- 15.30
12	51		2004	U12	(12)	VLAISAVLJEVIC Max		HEM	HEM	16.45	16.65	33.10	198.26	- 10.19
13	49		2004	U12	(13)	COLLEN Hamish		NOR		17.51	17.23	34.74	238.80	- 115.93

Disqualified - Run 1 (1)

43		2003	U12		BARTLETT Arthur		VIK					15.36		
----	--	------	-----	--	-----------------	---	-----	--	--	--	--	-------	--	--

++ Under 12 - Girls ++

1	1		2003	U12	(1)	BOTY Nia		HEM	ELI	14.24	13.69	27.93	0.00	+ 11.37
2	12	20998	2003	U12	(2)	BARDER Katie		HEM		14.31	13.94	28.25	7.10	- 22.80
3	47	21182	2003	U12	(3)	GAY Caroline		HEM	DHO	14.64	14.19	28.83	19.98	-
4	36		2003	U12	(4)	MCLEISH Emily		ESX		15.61	14.55	30.16	49.50	- 12.67
5	38		2003	U12	(5)	WATERS Abigail		HEM		16.58	16.82	33.40	121.42	-
6	40		2003	U12	(6)	THOMAS Sophie		HEM		17.29	16.59	33.88	132.08	+ 42.21
7	4		2004	U12	(7)	KING Emily		VIK		18.04	17.66	35.70	172.48	+ 83.03
8	44	21741	2004	U12	(8)	BEINHOCKER Anna		HEM		18.31	18.53	36.84	197.79	-
9	46	21183	2003	U12	(9)	GAY Catherine		HEM	DHO	13.69	23.47	37.16	204.89	-
10	27		2004	U12	(10)	ROW Stella		VIK		19.67	19.36	39.03	246.40	- 41.53
11	10		2003	U12	(11)	HOLMES Abby		NOR		39.95	15.37	55.32	608.01	+ 605.32

Disqualified - Run 1 (1)













37		2004	U12		PETERSON Lexie		HEM	BRS				16.44		
----	--	------	-----	--	----------------	---	-----	-----	--	--	--	-------	--	--

Technical Delegate

EASTERN REGION SNOWSPORTS ASSOCIATION SKI CHAMPIONSHIPS 2014 (Hemel Snow Centre)

Special Slalom - Female & Male

ERSA Championships - Final Ranking

Rank	Bib.	RegNo	Year	Cat	(Rank)	Name	====	Art	Sno	Run 1	Run 2	Time	Points	Perf
++ Under 14 - Girls ++														
1	63	21355	2001	U14	(1)	TAPSELL Charlotte		HEM	CHT	13.28	13.20	26.48	46.84	+ 7.92
2	64	20496	2002	U14	(2)	SCRANAGE-HARRISON Eleanor		HEM		13.82	13.02	26.84	55.91	- 11.84
3	69		2001	U14	(3)	HAWKINS Danielle		HEM		13.61	13.59	27.20	64.97	- 24.57
4	76		2001	U14	(4)	HAWKINS Zara		HEM		14.13	13.69	27.82	80.58	- 39.55
5	103	19739	2002	U14	(5)	ROSE Rebecca		SMK		14.17	14.25	28.42	95.69	- 84.56
6	61		2001	U14	(6)	HAWKINS Lily		HEM		14.15	14.35	28.50	97.71	- 6.62
7	102	20134	2002	U14	(7)	SOMAN Mia		SMK		14.99	14.40	29.39	120.12	+ 1.88
8	74	20337	2001	U14	(8)	SKIPPER Megan		NOR		15.30	14.63	29.93	133.72	+ 89.92
9	79	20725	2002	U14	(9)	WARMINGTON Harriet		HEM		14.90	15.16	30.06	136.99	- 1.89
10	84	20441	2002	U14	(10)	STEVENS Lilyella		HEM		15.79	15.96	31.75	179.55	- 31.64
11	65	21001	2001	U14	(11)	LEVENE Grace		VIK		15.80	15.97	31.77	180.06	+ 81.57
12	97		2002	U14	(12)	NIGHTINGALE Jessica		SMK		16.92	17.28	34.20	241.25	- 49.60



Did Not Start - Run 1 (1)

91		2002	U14			BELTON Scarlett		HEM						
----	--	------	-----	--	--	-----------------	---	-----	--	--	--	--	--	--

Did Not Start - Run 2 (1)

91		2002	U14			BELTON Scarlett		HEM						
----	--	------	-----	--	--	-----------------	---	-----	--	--	--	--	--	--

++ Under 14 - Boys ++

1	166	20687	2001	U14	(1)	TROUNG Aaron		VIK		13.16	13.54	26.70	54.85	+ 21.04
2	123	20481	2001	U14	(2)	HUDSON Thomas		NOR		13.47	13.61	27.08	64.45	+ 9.41
3	127		2001	U14	(3)	LONGSTAFF Michael		WGC		13.95	14.35	28.30	95.29	+ 5.44
4	131	19855	2002	U14	(4)	BINGHAM Nicholas		ESX	SASA	14.32	14.40	28.72	105.90	- 1.43
5	145	19774	2002	U14	(5)	BARTON Dominic		HEM	SMK	14.85	14.67	29.52	126.12	- 50.72
6	116		2001	U14	(6)	APPLETON Byron		HEM		17.24	13.38	30.62	153.93	+ 79.33
7	178		2002	U14	(7)	VLAISAVLJEVIC Zak		HEM	HEM	17.12	17.64	34.76	258.57	- 89.57
8	154		2002	U14	(8)	GOMEZ CLARKE Jamie		NOR		17.16	41.86	59.02	871.74	+ 349.86

Did Not Start - Run 1 (3)

165		2002	U14			HARDING Luke		ESX						
172		2001	U14			REID Justin		HEM						
173		2002	U14			MICHAELS Joshua		HEM						

Did Not Start - Run 2 (3)


165		2002	U14			HARDING Luke		ESX						
172		2001	U14			REID Justin		HEM						

EASTERN REGION SNOWSPORTS ASSOCIATION

SKI CHAMPIONSHIPS 2014 (Hemel Snow Centre)

Special Slalom - Female & Male












ERSA Championships - Final Ranking

Rank	Bib.	RegNo	Year	Cat	(Rank)	Name	====	Art	Sno	Run 1	Run 2	Time	Points	Perf
	173		2002	U14		MICHAELS Joshua		HEM						

Disqualified - Run 2 (1)

	152		2001	U14		REYNOLDS Joshua Michael		NOR		19.08				
--	-----	--	------	-----	--	-------------------------	---	-----	--	-------	--	--	--	--

++ Under 16 - Girls ++

1	105	20599	2000	U16	(1)	SHERING Nicole		HEM	BSA	12.42	12.20	24.62	0.00	- 8.96
2	72		1999	U16	(2)	DEAN Emily		HEM	HEM	13.22	13.07	26.29	42.06	- 29.11
3	104		1999	U16	(3)	PETERSON Amy		HEM	BRS	14.51	13.95	28.46	96.70	- 21.35
4	78	20439	2000	U16	(4)	STEVENS Annecy		HEM		14.32	14.45	28.77	104.51	- 24.29
5	83		1999	U16	(5)	BELGER Hattie		HEM		15.24	14.26	29.50	122.89	- 46.77
6	81		1999	U16	(6)	BLYTH Charlotte		HEM		15.09	14.88	29.97	134.73	- 23.82
7	82	19746	2000	U16	(7)	BRADLEY Lydia		HEM		15.02	15.12	30.14	139.01	- 24.94
8	75		2000	U16	(8)	WEBSTER Atlanta		NOR		15.28	15.13	30.41	145.81	+ 41.08
9	95		2000	U16	(9)	MCLEISH Alice		ESX		15.41	15.20	30.61	150.84	- 102.11
10	68	20339	2000	U16	(10)	BURROUGHS Hannah		NOR		15.57	15.12	30.69	152.86	+ 59.27
11	94		2000	U16	(11)	COLLEN Grace		NOR		15.38	15.60	30.98	160.16	+ 10.40

Did Not Start - Run 1 (1)

	62		2000	U16		MANNBY Siobhan		VIK						
--	----	--	------	-----	--	----------------	--	-----	--	--	--	--	--	--

Did Not Start - Run 2 (1)

	62		2000	U16		MANNBY Siobhan		VIK						
--	----	--	------	-----	--	----------------	---	-----	--	--	--	--	--	--
















Did Not Finish - Run 2 (1)

	80		1999	U16		HAWES Claudie		NOR		16.00				
--	----	--	------	-----	--	---------------	---	-----	--	-------	--	--	--	--


Disqualified - Run 2 (2)

	93	20999	1999	U16		BARDER Beatrice		HEM		13.90				
	99	19712	1999	U16		BOTY Carys		HEM	ELI	13.31				

++ Under 16 - Boys ++

1	124	19854	1999	U16	(1)	BINGHAM Jonathan		ESX		13.14	12.89	26.03	37.91	- 4.76
2	132	20184	2000	U16	(2)	NEWTON William		HEM		13.54	13.59	27.13	65.72	- 41.64
3	122	18809	1999	U16	(3)	FENELEY William		NOR	BSA	13.68	13.65	27.33	70.77	- 8.02
4	121	21723	2000	U16	(4)	HOWE Charlie		NOR	ELI	14.12	13.76	27.88	84.67	+ 7.20
5	118		1999	U16	(5)	DAVIES Harry		NOR		14.48	13.75	28.23	93.52	+ 38.54
6	125		1999	U16	(6)	HOLMES Thomas		NOR		13.28	16.98	30.26	144.83	+ 92.92
7	130		1999	U16	(7)	CHILDS Lewis		WGC		15.11	15.34	30.45	149.63	+ 43.72
8	174		1999	U16	(8)	CASSIDY Finlay		VIK		15.49	15.60	31.09	165.81	- 22.49
9	137	20126	2000	U16	(9)	THOMPSON Connor		VIK		16.65	14.75	31.40	173.64	+ 47.07
10	171		1999	U16	(10)	CASSIDY Cameron		VIK		16.35	16.54	32.89	211.30	+ 35.40
11	181	22056	2000	U16	(11)	SCHLOTE Harry		HEM	HEM	16.37	16.62	32.99	213.83	- 63.18
12	144		2000	U16	(12)	STEWART Oliver		NOR		16.51	16.84	33.35	222.93	+ 51.30
13	146		2000	U16	(13)	WALES Joe		NOR		16.84	16.85	33.69	231.52	+ 54.60
14	143		1999	U16	(14)	HEARNEY Christopher		NOR		24.36	15.42	39.78	385.45	+ 215.95
15	126		1999	U16	(15)	LANE Joshua		NOR		30.03	16.85	46.88	564.90	+ 479.28

Did Not Start - Run 1 (4)


	140		2000	U16		CLARKE Ed		HEM	SMK					
--	-----	--	------	-----	--	-----------	---	-----	-----	--	--	--	--	--

EASTERN REGION SNOWSPORTS ASSOCIATION

SKI CHAMPIONSHIPS 2014 (Hemel Snow Centre)

Special Slalom - Female & Male





ERSA Championships - Final Ranking

Rank	Bib.	RegNo	Year	Cat	(Rank)	Name	====	Art	Sno	Run 1	Run 2	Time	Points	Perf
	149		2000	U16		SPOONER Harrison		VIK						
	151		2000	U16		PRINGLE Angus		NOR						
	176		1999	U16		REID Jonty		HEM						

Disqualified - Run 1 (2)

	167		1999	U16		MCLEISH James		ESX			14.72			
	180		1999	U16		CASSIDY Ethan		VIK			16.67			










Did Not Start - Run 2 (4)

	140		2000	U16		CLARKE Ed		HEM	SMK					
	149		2000	U16		SPOONER Harrison		VIK						
	151		2000	U16		PRINGLE Angus		NOR						
	176		1999	U16		REID Jonty		HEM						

++ Under 18 - Girls ++

1	66	20139	1997	U18	(1)	COE Megan		NOR		13.16	12.95	26.11	37.52	+ 27.30
2	96	17752	1997	U18	(2)	SOMAN Bethany		SMK		13.30	13.13	26.43	45.58	- 13.58

++ Under 18 - Boys ++

1	164	19639	1998	U18	(1)	BARTON Daniel		HEM	HEM	12.43	12.98	25.41	22.24	- 6.64
2	120	18661	1997	U18	(2)	WARMINGTON Richard		HEM		12.89	12.95	25.84	33.11	- 12.74
3	112	20628	1997	U18	(3)	RICHARDSON Thomas		NOR		13.06	12.90	25.96	36.14	+ 31.97
4	113	19713	1997	U18	(4)	BOTY Harry		HEM	ELI	13.48	13.32	26.80	57.37	+ 8.41
5	114	18810	1997	U18	(5)	FENELEY Luke		NOR	BSA	13.19	13.80	26.99	62.18	+ 31.02
6	115		1998	U18	(6)	BRESKAL Bailey		WGC		13.60	13.92	27.52	75.57	+ 13.50
7	139		1997	U18	(7)	STEWART Harry		NOR		15.19	14.99	30.18	142.80	+ 1.77
8	141		1998	U18	(8)	SYDER James		NOR		15.16	15.17	30.33	146.60	- 11.88
9	119		1998	U18	(9)	LEVENE Harry		VIK		15.84	15.61	31.45	174.90	+ 89.31

++ Under 21 - Ladies ++

1	71	19016	1995	U21	(1)	SKIPPER Sophie		NOR	NOR	13.80	13.20	27.00	59.94	+ 47.53
2	67		1996	U21	(2)	SELT Molly		VIK		14.59	14.65	29.24	116.34	+ 6.53

++ Under 21 - Men ++

1	182	19691	1996	U21	(1)	REIDY Luca		HEM	WGC	13.02	13.09	26.11	39.93	- 11.28
2	117	20637	1996	U21	(2)	WIGMORE Mathew		NOR		13.15	13.40	26.55	51.06	+ 48.92
3	136		1996	U21	(3)	REEDER James		VIK		15.19	14.80	29.99	138.00	+ 11.62

++ Senior/Masters 1 - Ladies ++





1	92		1978	SM1	(1)	MANCE Jessica		HEM	SMK	16.22	15.87	32.09	188.12	-
2	85		1984	SM1	(2)	EDWARDS Donna		VIK		22.03	20.66	42.69	455.05	+ 72.18

EASTERN REGION SNOWSPORTS ASSOCIATION





SKI CHAMPIONSHIPS 2014 (Hemel Snow Centre)

Special Slalom - Female & Male

ERSA Championships - Final Ranking

Rank	Bib.	RegNo	Year	Cat	(Rank)	Name	====	Art	Sno	Run 1	Run 2	Time	Points	Perf
++ Senior/Masters 1 - Men ++														
1	169	17467	1993	SM1	(1)	TREBILCOCK Robert		HEM	SMK	12.32	12.21	24.53	0.00	- 31.21
2	111	18629	1993	SM1	(2)	MOLLOY Daniel		NOR		13.43	13.61	27.04	63.44	+ 55.71
3	150		1978	SM1	(3)	GREEN Stuart		HEM	HEM	15.65	15.68	31.33	171.87	- 57.22
4	148		1987	SM1	(4)	BELLAMY Edward		NOR		15.87	15.88	31.75	182.49	- 3.39

++ Masters 2/Masters 3 - Ladies ++

1	73	14159	1970	M23	(1)	ANDERSON Beverley		VIK	K-	14.11	14.02	28.13	88.39	+ 32.51
2	70		1971	M23	(2)	SAMPSON Melissa		NOR		14.78	14.56	29.34	118.86	+ 19.17
3	77		1968	M23	(3)	STEVENS Holly		HEM		15.63	15.28	30.91	158.40	+ 37.79
4	98	20178	1967	M23	(4)	DEIGHTON Avelline		HEM	IMP	16.09	16.04	32.13	189.12	- 24.29
5	101		1974	M23	(5)	TUTT Anna		HEM		16.35	16.33	32.68	202.97	- 14.47


Did Not Start - Run 1 (1)

	100		1973	M23		LEONARD Heather		SMK	SMK					
--	-----	--	------	-----	--	-----------------	---	-----	-----	--	--	--	--	--

Did Not Start - Run 2 (1)

	100		1973	M23		LEONARD Heather		SMK	SMK					
--	-----	--	------	-----	--	-----------------	---	-----	-----	--	--	--	--	--

++ Masters 2/Masters 3 - Men ++

1	177	19135	1961	M23	(1)	NORRIS John		HEM		13.88	14.01	27.89	84.92	+ 4.90
2	134	13217	1968	M23	(2)	SHARP Anthony		HEM		14.28	14.11	28.39	97.56	- 18.79
3	179		1960	M23	(3)	NIGHTINGALE Neal		SMK		14.63	15.06	29.69	130.42	- 15.20
4	129		1965	M23	(4)	SINEY Rick		BAS		15.19	14.68	29.87	134.97	+ 36.81
5	138		1966	M23	(5)	HOLMES Peter		NOR		15.38	15.06	30.44	149.38	+ 17.63
6	135		1967	M23	(6)	SYDER Mark		NOR		15.62	15.90	31.52	176.67	+ 53.38
7	128	10372	1959	M23	(7)	ANDERSON Christopher		VIK	K-	15.68	15.94	31.62	179.20	+ 85.74
8	170		1971	M23	(8)	ARLOTT Martin		HEM		15.86	15.96	31.82	184.26	- 18.63
9	133		1960	M23	(9)	OHSTEN Ben		NOR		15.58	16.32	31.90	186.28	+ 71.72
10	175		1960	M23	(10)	THOMAS Pat		HEM		16.15	16.00	32.15	192.60	- 58.28
11	147		1963	M23	(11)	MANNBY Jan-Olof		VIK		16.28	15.93	32.21	194.11	+ 12.99
12	142		1966	M23	(12)	GARRETT Mike		NOR		16.49	16.15	32.64	204.98	+ 45.86
13	168	8713	1959	M23	(13)	CLARKE Christopher		HEM		17.04	17.10	34.14	242.89	- 50.48
14	153		1956	M23	(14)	BRADLEY Stephen		HEM		17.71	17.68	35.39	274.49	- 75.37

Technical Delegate