



















EASTERN REGION SNOWSPORTS ASSOCIATION

SKI CHAMPIONSHIPS 2014 (Hemel)

Special Slalom - U12's (Girls & Boys)





ERSA Championships - Final Ranking

Rank	Bib.	RegNo	Year	Cat	(Rank)	Name	====	Art	Sno	Run 1	Run 2	Time	Points	Perf
Ladies														
1	1		2003	U12	(1)	BOTY Nia		HEM	ELI	14.24	13.69	27.93	0.00	+ 11.37
2	12	20998	2003	U12	(2)	BARDER Katie		HEM		14.31	13.94	28.25	7.10	- 22.80
3	47	21182	2003	U12	(3)	GAY Caroline		HEM	DHO	14.64	14.19	28.83	19.98	-
4	36		2003	U12	(4)	MCLEISH Emily		ESX		15.61	14.55	30.16	49.50	- 12.67
5	6		2005	U10	(1)	BARTLETT Honor		VIK		15.19	15.32	30.51	57.27	+ 33.38
6	7		2006	U10	(2)	BLACKWELL Lucy		TAL		15.69	16.13	31.82	86.35	- 13.80
7	11	20440	2005	U10	(3)	STEVENS Cordelia		HEM		16.47	15.93	32.40	99.23	+ 15.81
8	19		2007	U08	(1)	TUTT Holly		HEM		16.52	16.53	33.05	113.66	- 9.15
9	38		2003	U12	(5)	WATERS Abigail		HEM		16.58	16.82	33.40	121.42	-
10	40		2003	U12	(6)	THOMAS Sophie		HEM		17.29	16.59	33.88	132.08	+ 42.21
11	4		2004	U12	(7)	KING Emily		VIK		18.04	17.66	35.70	172.48	+ 83.03
12	23		2005	U10	(4)	ARLOTT Holly		HEM		17.76	18.46	36.22	184.02	+ 13.09
13	44	21741	2004	U12	(8)	BEINHOCKER Anna		HEM		18.31	18.53	36.84	197.79	-
14	46	21183	2003	U12	(9)	GAY Catherine		HEM	DHO	13.69	23.47	37.16	204.89	-
15	27		2004	U12	(10)	ROW Stella		VIK		19.67	19.36	39.03	246.40	- 41.53
16	28		2007	U08	(2)	BUSHELL Grace		NOR		21.14	20.30	41.44	299.90	- 30.82
17	29		2007	U08	(3)	KING Jessica		VIK		21.90	21.32	43.22	339.41	- 41.55
18	10		2003	U12	(11)	HOLMES Abby		NOR		39.95	15.37	55.32	608.01	+ 605.32

Disqualified - Run 1 (1)

37		2004	U12			PETERSON Lexie		HEM	BRS			16.44		
----	--	------	-----	--	--	----------------	---	-----	-----	--	--	-------	--	--

Men









1	13	20748	2003	U12	(1)	DADE Tommy		NOR		12.53	12.55	25.08	0.00	+ 18.42
2	2	20884	2003	U12	(2)	THOMPSON Joseph		NOR	ELI	13.12	12.60	25.72	15.82	+ 28.27
3	41		2004	U12	(3)	METHERINGHAM Zachary		SMK		13.12	13.49	26.61	37.82	- 72.63
4	14	21194	2003	U12	(4)	NEWTON Charlie		HEM		13.75	13.25	27.00	47.46	- 2.08
5	5		2003	U12	(5)	TURNER Alfie		HEM		13.93	13.45	27.38	56.86	- 44.75
6	15	20264	2003	U12	(6)	REIDY Thomas		HEM	WGC	13.67	13.74	27.41	57.60	+ 5.15
7	42		2005	U10	(1)	STANWAY Kayne		SMK		13.55	13.89	27.44	58.34	- 47.19
8	3	21604	2005	U10	(2)	OGDEN Alex		NOR	EVO	13.96	13.73	27.69	64.52	+ 20.76
9	20		2005	U10	(3)	LOUTH Ocsar		HEM		13.79	14.63	28.42	82.57	- 67.26
10	35		2003	U12	(7)	TAMANA Hari		HEM		14.48	14.61	29.09	99.13	- 86.12
11	9		2005	U10	(4)	PARKER Travis		NOR		14.81	14.68	29.49	109.02	+ 37.13
12	18		2003	U12	(8)	MCANALLY Ewan		WGC		14.67	14.90	29.57	111.00	- 6.85
13	8		2006	U10	(5)	DADE Jake		NOR		14.87	14.79	29.66	113.22	+ 9.23
14	22		2003	U12	(9)	WILLIAMS Elliot		WGC		14.99	15.23	30.22	127.07	- 27.81
15	50		2006	U10	(6)	SINCLAIR Laurence		VIK		15.41	15.41	30.82	141.90	- 9.67
16	17		2006	U10	(7)	SMITH Ben		VIK		16.08	15.27	31.35	155.00	+ 39.65

EASTERN REGION SNOWSPORTS ASSOCIATION

SKI CHAMPIONSHIPS 2014 (Hemel)

Special Slalom - U12's (Girls & Boys)

ERSA Championships - Final Ranking

Rank	Bib.	RegNo	Year	Cat	(Rank)	Name	====	Art	Sno	Run 1	Run 2	Time	Points	Perf
17	16		2003	U12	(10)	BUSHELL George		NOR	NOR	16.29	16.00	32.29	178.24	+ 71.53
18	45		2004	U12	(11)	SINCLAIR Charles		VIK		16.19	16.23	32.42	181.45	- 15.30
19	21		2005	U10	(8)	WALES Jonathan		NOR		16.73	16.25	32.98	195.30	+ 44.72
20	51		2004	U12	(12)	VLAISAVLJEVIC Max		HEM	HEM	16.45	16.65	33.10	198.26	- 10.19
21	24		2007	U08	(1)	SMITH Bradley		VIK		16.72	17.00	33.72	213.59	+ 34.86
22	49		2004	U12	(13)	COLLEN Hamish		NOR		17.51	17.23	34.74	238.80	- 115.93
23	25		2005	U10	(9)	PAGE-BROWNE Adam		WGC		18.61	17.78	36.39	279.59	+ 75.80
24	26		2007	U08	(2)	MITCHELL Kieran		NOR		19.02	18.26	37.28	301.59	+ 71.80

Did Not Start - Run 1 (1)

48		2005	U10		KILPATRICK Maxwell		HEM							
----	--	------	-----	--	---------------------------	---	-----	--	--	--	--	--	--	--

Disqualified - Run 1 (2)

39		2005	U10		STANLEY Harvey		HEM	SAS		15.51				
43		2003	U12		BARTLETT Arthur		VIK			15.36				

Did Not Start - Run 2 (1)

48		2005	U10		KILPATRICK Maxwell		HEM							
----	--	------	-----	--	---------------------------	---	-----	--	--	--	--	--	--	--

















Technical Delegate

EASTERN REGION SNOWSPORTS ASSOCIATION

SKI CHAMPIONSHIPS 2014 (Hemel Snow Centre)

Special Slalom - Female & Male

ERSA Championships - Final Ranking

Rank	Bib.	RegNo	Year	Cat	(Rank)	Name	====	Art	Sno	Run 1	Run 2	Time	Points	Perf
Ladies														
1	105	20599	2000	U16	(1)	SHERING Nicole		HEM	BSA	12.42	12.20	24.62	0.00	- 8.96
2	66	20139	1997	U18	(1)	COE Megan		NOR		13.16	12.95	26.11	37.52	+ 27.30
3	72		1999	U16	(2)	DEAN Emily		HEM	HEM	13.22	13.07	26.29	42.06	- 29.11
4	96	17752	1997	U18	(2)	SOMAN Bethany		SMK		13.30	13.13	26.43	45.58	- 13.58
5	63	21355	2001	U14	(1)	TAPSELL Charlotte		HEM	CHT	13.28	13.20	26.48	46.84	+ 7.92
6	64	20496	2002	U14	(2)	SCRANAGE-HARRISON Eleanor		HEM		13.82	13.02	26.84	55.91	- 11.84
7	71	19016	1995	U21	(1)	SKIPPER Sophie		NOR	NOR	13.80	13.20	27.00	59.94	+ 47.53
8	69		2001	U14	(3)	HAWKINS Danielle		HEM		13.61	13.59	27.20	64.97	- 24.57
9	76		2001	U14	(4)	HAWKINS Zara		HEM		14.13	13.69	27.82	80.58	- 39.55
10	73	14159	1970	M23	(1)	ANDERSON Beverley		VIK	K-	14.11	14.02	28.13	88.39	+ 32.51
11	103	19739	2002	U14	(5)	ROSE Rebecca		SMK		14.17	14.25	28.42	95.69	- 84.56
12	104		1999	U16	(3)	PETERSON Amy		HEM	BRS	14.51	13.95	28.46	96.70	- 21.35
13	61		2001	U14	(6)	HAWKINS Lily		HEM		14.15	14.35	28.50	97.71	- 6.62
14	78	20439	2000	U16	(4)	STEVENS Anney		HEM		14.32	14.45	28.77	104.51	- 24.29
15	67		1996	U21	(2)	SELT Molly		VIK		14.59	14.65	29.24	116.34	+ 6.53
16	70		1971	M23	(2)	SAMPSON Melissa		NOR		14.78	14.56	29.34	118.86	+ 19.17
17	102	20134	2002	U14	(7)	SOMAN Mia		SMK		14.99	14.40	29.39	120.12	+ 1.88
18	83		1999	U16	(5)	BELGER Hattie		HEM		15.24	14.26	29.50	122.89	- 46.77
19	74	20337	2001	U14	(8)	SKIPPER Megan		NOR		15.30	14.63	29.93	133.72	+ 89.92
20	81		1999	U16	(6)	BLYTH Charlotte		HEM		15.09	14.88	29.97	134.73	- 23.82
21	79	20725	2002	U14	(9)	WARMINGTON Harriet		HEM		14.90	15.16	30.06	136.99	- 1.89
22	82	19746	2000	U16	(7)	BRADLEY Lydia		HEM		15.02	15.12	30.14	139.01	- 24.94
23	75		2000	U16	(8)	WEBSTER Atlanta		NOR		15.28	15.13	30.41	145.81	+ 41.08
24	95		2000	U16	(9)	MCLEISH Alice		ESX		15.41	15.20	30.61	150.84	- 102.11
25	68	20339	2000	U16	(10)	BURROUGHS Hannah		NOR		15.57	15.12	30.69	152.86	+ 59.27
26	77		1968	M23	(3)	STEVENS Holly		HEM		15.63	15.28	30.91	158.40	+ 37.79
27	94		2000	U16	(11)	COLLEN Grace		NOR		15.38	15.60	30.98	160.16	+ 10.40
28	84	20441	2002	U14	(10)	STEVENS Lilyella		HEM		15.79	15.96	31.75	179.55	- 31.64
29	65	21001	2001	U14	(11)	LEVENE Grace		VIK		15.80	15.97	31.77	180.06	+ 81.57
30	92		1978	SM1	(1)	MANCE Jessica		HEM	SMK	16.22	15.87	32.09	188.12	-
31	98	20178	1967	M23	(4)	DEIGHTON Avelline		HEM	IMP	16.09	16.04	32.13	189.12	- 24.29
32	101		1974	M23	(5)	TUTT Anna		HEM		16.35	16.33	32.68	202.97	- 14.47
33	97		2002	U14	(12)	NIGHTINGALE Jessica		SMK		16.92	17.28	34.20	241.25	- 49.60
34	85		1984	SM1	(2)	EDWARDS Donna		VIK		22.03	20.66	42.69	455.05	+ 72.18

Did Not Start - Run 1 (3)

62		2000	U16		MANNBY Siobhan		VIK							
91		2002	U14		BELTON Scarlett		HEM							
100		1973	M23		LEONARD Heather		SMK	SMK						

Did Not Start - Run 2 (3)

62		2000	U16		MANNBY Siobhan		VIK							
----	--	------	-----	--	----------------	---	-----	--	--	--	--	--	--	--

EASTERN REGION SNOWSPORTS ASSOCIATION

SKI CHAMPIONSHIPS 2014 (Hemel Snow Centre)

Special Slalom - Female & Male

ERSA Championships - Final Ranking

Rank	Bib.	RegNo	Year	Cat	(Rank)	Name	====	Art	Sno	Run 1	Run 2	Time	Points	Perf
	91		2002	U14		BELTON Scarlett		HEM						
	100		1973	M23		LEONARD Heather		SMK	SMK					


Did Not Finish - Run 2 (1)

	80		1999	U16		HAWES Claudie		NOR		16.00				
--	----	--	------	-----	--	---------------	---	-----	--	-------	--	--	--	--

Disqualified - Run 2 (2)

	93	20999	1999	U16		BARDER Beatrice		HEM		13.90				
	99	19712	1999	U16		BOTY Carys		HEM	ELI	13.31				

Men











1	169	17467	1993	SM1	(1)	TREBILCOCK Robert		HEM	SMK	12.32	12.21	24.53	0.00	- 31.21
2	164	19639	1998	U18	(1)	BARTON Daniel		HEM	HEM	12.43	12.98	25.41	22.24	- 6.64
3	120	18661	1997	U18	(2)	WARMINGTON Richard		HEM		12.89	12.95	25.84	33.11	- 12.74
4	112	20628	1997	U18	(3)	RICHARDSON Thomas		NOR		13.06	12.90	25.96	36.14	+ 31.97
5	124	19854	1999	U16	(1)	BINGHAM Jonathan		ESX		13.14	12.89	26.03	37.91	- 4.76
6	182	19691	1996	U21	(1)	REIDY Luca		HEM	WGC	13.02	13.09	26.11	39.93	- 11.28
7	117	20637	1996	U21	(2)	WIGMORE Mathew		NOR		13.15	13.40	26.55	51.06	+ 48.92
8	166	20687	2001	U14	(1)	TROUNG Aaron		VIK		13.16	13.54	26.70	54.85	+ 21.04
9	113	19713	1997	U18	(4)	BOTY Harry		HEM	ELI	13.48	13.32	26.80	57.37	+ 8.41
10	114	18810	1997	U18	(5)	FENELEY Luke		NOR	BSA	13.19	13.80	26.99	62.18	+ 31.02
11	111	18629	1993	SM1	(2)	MOLLOY Daniel		NOR		13.43	13.61	27.04	63.44	+ 55.71
12	123	20481	2001	U14	(2)	HUDSON Thomas		NOR		13.47	13.61	27.08	64.45	+ 9.41
13	132	20184	2000	U16	(2)	NEWTON William		HEM		13.54	13.59	27.13	65.72	- 41.64
14	122	18809	1999	U16	(3)	FENELEY William		NOR	BSA	13.68	13.65	27.33	70.77	- 8.02
15	115		1998	U18	(6)	BRESKAL Bailey		WGC		13.60	13.92	27.52	75.57	+ 13.50
16	121	21723	2000	U16	(4)	HOWE Charlie		NOR	ELI	14.12	13.76	27.88	84.67	+ 7.20
17	177	19135	1961	M23	(1)	NORRIS John		HEM		13.88	14.01	27.89	84.92	+ 4.90
18	118		1999	U16	(5)	DAVIES Harry		NOR		14.48	13.75	28.23	93.52	+ 38.54
19	127		2001	U14	(3)	LONGSTAFF Michael		WGC		13.95	14.35	28.30	95.29	+ 5.44
20	134	13217	1968	M23	(2)	SHARP Anthony		HEM		14.28	14.11	28.39	97.56	- 18.79
21	131	19855	2002	U14	(4)	BINGHAM Nicholas		ESX	SASA	14.32	14.40	28.72	105.90	- 1.43
22	145	19774	2002	U14	(5)	BARTON Dominic		HEM	SMK	14.85	14.67	29.52	126.12	- 50.72
23	179		1960	M23	(3)	NIGHTINGALE Neal		SMK		14.63	15.06	29.69	130.42	- 15.20
24	129		1965	M23	(4)	SINEY Rick		BAS		15.19	14.68	29.87	134.97	+ 36.81
25	136		1996	U21	(3)	REEDER James		VIK		15.19	14.80	29.99	138.00	+ 11.62
26	139		1997	U18	(7)	STEWART Harry		NOR		15.19	14.99	30.18	142.80	+ 1.77
27	125		1999	U16	(6)	HOLMES Thomas		NOR		13.28	16.98	30.26	144.83	+ 92.92
28	141		1998	U18	(8)	SYDER James		NOR		15.16	15.17	30.33	146.60	- 11.88
29	138		1966	M23	(5)	HOLMES Peter		NOR		15.38	15.06	30.44	149.38	+ 17.63
30	130		1999	U16	(7)	CHILDS Lewis		WGC		15.11	15.34	30.45	149.63	+ 43.72
31	116		2001	U14	(6)	APPLETON Byron		HEM		17.24	13.38	30.62	153.93	+ 79.33
32	174		1999	U16	(8)	CASSIDY Finlay		VIK		15.49	15.60	31.09	165.81	- 22.49
33	150		1978	SM1	(3)	GREEN Stuart		HEM	HEM	15.65	15.68	31.33	171.87	- 57.22
34	137	20126	2000	U16	(9)	THOMPSON Connor		VIK		16.65	14.75	31.40	173.64	+ 47.07
35	119		1998	U18	(9)	LEVENE Harry		VIK		15.84	15.61	31.45	174.90	+ 89.31
36	135		1967	M23	(6)	SYDER Mark		NOR		15.62	15.90	31.52	176.67	+ 53.38
37	128	10372	1959	M23	(7)	ANDERSON Christopher		VIK	K-	15.68	15.94	31.62	179.20	+ 85.74
38	148		1987	SM1	(4)	BELLAMY Edward		NOR		15.87	15.88	31.75	182.49	- 3.39
39	170		1971	M23	(8)	ARLOTT Martin		HEM		15.86	15.96	31.82	184.26	- 18.63
40	133		1960	M23	(9)	OHSTEN Ben		NOR		15.58	16.32	31.90	186.28	+ 71.72
41	175		1960	M23	(10)	THOMAS Pat		HEM		16.15	16.00	32.15	192.60	- 58.28
42	147		1963	M23	(11)	MANNBY Jan-Olof		VIK		16.28	15.93	32.21	194.11	+ 12.99
43	142		1966	M23	(12)	GARRETT Mike		NOR		16.49	16.15	32.64	204.98	+ 45.86

EASTERN REGION SNOWSPORTS ASSOCIATION

SKI CHAMPIONSHIPS 2014 (Hemel Snow Centre)

Special Slalom - Female & Male

ERSA Championships - Final Ranking

Rank	Bib.	RegNo	Year	Cat	(Rank)	Name	====	Art	Sno	Run 1	Run 2	Time	Points	Perf
44	171		1999	U16	(10)	CASSIDY Cameron		VIK		16.35	16.54	32.89	211.30	+ 35.40
45	181	22056	2000	U16	(11)	SCHLOTE Harry		HEM	HEM	16.37	16.62	32.99	213.83	- 63.18
46	144		2000	U16	(12)	STEWART Oliver		NOR		16.51	16.84	33.35	222.93	+ 51.30
47	146		2000	U16	(13)	WALES Joe		NOR		16.84	16.85	33.69	231.52	+ 54.60
48	168	8713	1959	M23	(13)	CLARKE Christopher		HEM		17.04	17.10	34.14	242.89	- 50.48
49	178		2002	U14	(7)	VLAISAVLJEVIC Zak		HEM	HEM	17.12	17.64	34.76	258.57	- 89.57
50	153		1956	M23	(14)	BRADLEY Stephen		HEM		17.71	17.68	35.39	274.49	- 75.37
51	143		1999	U16	(14)	HEARNEY Christopher		NOR		24.36	15.42	39.78	385.45	+ 215.95
52	126		1999	U16	(15)	LANE Joshua		NOR		30.03	16.85	46.88	564.90	+ 479.28
53	154		2002	U14	(8)	GOMEZ CLARKE Jamie		NOR		17.16	41.86	59.02	871.74	+ 349.86

Did Not Start - Run 1 (7)

140		2000	U16		CLARKE Ed		HEM	SMK						
149		2000	U16		SPOONER Harrison		VIK							
151		2000	U16		PRINGLE Angus		NOR							
165		2002	U14		HARDING Luke		ESX							
172		2001	U14		REID Justin		HEM							
173		2002	U14		MICHAELS Joshua		HEM							
176		1999	U16		REID Jonty		HEM							

Disqualified - Run 1 (2)

167		1999	U16		MCLEISH James		ESX				14.72			
180		1999	U16		CASSIDY Ethan		VIK				16.67			

Did Not Start - Run 2 (7)

140		2000	U16		CLARKE Ed		HEM	SMK						
149		2000	U16		SPOONER Harrison		VIK							
151		2000	U16		PRINGLE Angus		NOR							
165		2002	U14		HARDING Luke		ESX							
172		2001	U14		REID Justin		HEM							
173		2002	U14		MICHAELS Joshua		HEM							
176		1999	U16		REID Jonty		HEM							

Disqualified - Run 2 (1)

152		2001	U14		REYNOLDS Joshua Michael		NOR				19.08			
-----	--	------	-----	--	-------------------------	---	-----	--	--	--	-------	--	--	--

Technical Delegate