

# EASTERN REGION SNOWSPORTS ASSOCIATION 2014

## TAL "Team Evolution" Summer League

### Special Slalom - Female & Male (U12's)

### ERSA Summer League - Final Ranking - Points



Rank	Bib.	RegNo	Year	Cat	Rank	Name	.....	Art	Sno	Run-1	Run-2	Run-3	Time	Points	Perf
------	------	-------	------	-----	------	------	-------	-----	-----	-------	-------	-------	------	--------	------

#### ++ Under 08 - Girls ++

1	22		2007	U08	(1)	TUTT Holly		HEM		13.48	* 13.17	* 13.05	<b>26.22</b>	149.35	+ 27.11
2	37		2007	U08	(2)	COZENS Zoe		NOR		* 16.63	16.68	* 16.42	<b>33.05</b>	349.76	- 110.30
3	33		2007	U08	(3)	KING Jessica		VIK		17.80	* 16.76	* 17.33	<b>34.09</b>	380.27	- 19.37









#### ++ Under 08 - Boys ++

1	6		2007	U08	(1)	SMITH Bradley		VIK		* 12.16	* 12.27	12.36	<b>24.43</b>	164.80	- 52.24
2	10		2007	U08	(2)	MITCHELL Kieran		NOR		* 12.46		* 12.54	<b>25.00</b>	183.11	- 103.42

#### Disqualified - Run-2 (1)

	10		2007	U08		MITCHELL Kieran		NOR		* 12.46		* 12.54			
--	----	--	------	-----	--	-----------------	---	-----	--	---------	--	---------	--	--	--

#### ++ Under 10 - Boys ++

1	17	21604	2005	U10	(1)	OGDEN Alexander		NOR	ELI	10.87	* 10.40	* 10.40	<b>20.80</b>	48.19	- 18.86
2	7		2005	U10	(2)	PARKER Travis		NOR		11.03	* 10.63	* 10.95	<b>21.58</b>	73.24	- 11.12
3	9		2006	U10	(3)	DADE Jake		NOR		* 11.49		* 11.15	<b>22.64</b>	107.30	- 11.36
4	11		2006	U10	(4)	SMITH Ben		VIK		* 11.48	* 11.35	11.73	<b>22.83</b>	113.40	- 10.73
5	5		2005	U10	(5)	LOUTH Oscar		HEM		* 11.71	* 11.87	11.97	<b>23.58</b>	137.49	- 56.67
6	4		2005	U10	(6)	WALES Jonathan		NOR			* 12.16	* 12.15	<b>24.31</b>	160.94	- 7.07
7	2		2006	U10	(7)	WEST Jamie		VIK		* 14.63	14.90	* 14.77	<b>29.40</b>	324.46	- 22.33
8	16		2005	U10	(8)	SHELLY Jack		VIK		* 14.71		* 15.08	<b>29.79</b>	336.98	- 99.26

#### Disqualified - Run-1 (2)

	4		2005	U10		WALES Jonathan		NOR			* 12.16	* 12.15			
	12		2006	U10		COZENS Samual		NOR				* 51.74			

#### Disqualified - Run-2 (3)







	9		2006	U10		DADE Jake		NOR		* 11.49		* 11.15			
	12		2006	U10		COZENS Samual		NOR				* 51.74			
	16		2005	U10		SHELLY Jack		VIK		* 14.71		* 15.08			

Rank	Bib.	RegNo	Year	Cat	Rank	Name	.....	Art	Sno	Run-1	Run-2	Run-3	Time	Points	Perf
------	------	-------	------	-----	------	------	-------	-----	-----	-------	-------	-------	------	--------	------

**++ Under 10 - Girls ++**

1	31		2005	U10	(1)	MANN Madeleine		VIK		11.92	* 11.83	* 11.89	<b>23.72</b>	76.00	+ 33.63
2	30		2006	U10	(2)	BLACKWELL Lucy		TAL		12.35	* 12.30	* 12.11	<b>24.41</b>	96.24	- 15.59
3	24		2006	U10	(3)	HOOK Ciel		NOR		13.72	* 13.69	* 12.86	<b>26.55</b>	159.03	- 108.27
4	21		2005	U10	(4)	ARLOTT Holly		HEM		* 13.40	13.59	* 13.58	<b>26.98</b>	171.65	+ 1.29
5	36		2005	U10	(5)	SELT Olivia		VIK		* 14.92	14.98	* 14.50	<b>29.42</b>	243.25	- 207.22

**++ Under 12 - Boys ++**

1	8	20884	2003	U12	(1)	THOMPSON Joseph		NOR	ELI	* 9.76	* 9.54	9.90	<b>19.30</b>	0.00	+ 10.32
2	1	20748	2003	U12	(2)	DADE Tommy		NOR	AMB	* 9.96	* 9.95	10.10	<b>19.91</b>	19.60	+ 35.99
3	13	21194	2003	U12	(3)	NEWTON Charlie		HEM	HEM	* 10.95	* 10.39		<b>21.34</b>	65.53	+ 13.96
4	14	20264	2003	U12	(4)	REIDY Thomas		HEM	K--	11.06	* 10.85	* 10.71	<b>21.56</b>	72.60	+ 18.11
5	15		2003	U12	(5)	TAMANA Hari		HEM		* 12.40	* 12.28	12.50	<b>24.68</b>	172.83	- 86.10
6	3		2004	U12	(6)	ALI Dylan		VIK		* 14.02		* 14.05	<b>28.07</b>	281.73	- 107.60




**Disqualified - Run-2 (1)**

3			2004	U12		ALI Dylan		VIK		* 14.02		* 14.05			
---	--	--	------	-----	--	-----------	--	-----	--	---------	--	---------	--	--	--

**Disqualified - Run-3 (1)**

13	21194	2003	U12			NEWTON Charlie		HEM	HEM	* 10.95	* 10.39				
----	-------	------	-----	--	--	----------------	---	-----	-----	---------	---------	--	--	--	--

**++ Under 12 - Girls ++**

1	35		2003	U12	(1)	BOTY Nia		HEM	ELI	* 10.57	* 10.56		<b>21.13</b>	0.00	+ 11.94
2	25		2003	U12	(2)	HOLMES Abby		NOR		* 10.81	12.56	* 10.41	<b>21.22</b>	2.64	- 3.88
3	23		2003	U12	(3)	WEST Sophie		VIK		* 11.59	* 11.56	12.00	<b>23.15</b>	59.27	+ 14.32
4	27	20998	2003	U12	(4)	BARDER Katie		HEM	HEM	12.96	* 12.17	* 11.52	<b>23.69</b>	75.12	+ 45.79
5	26		2004	U12	(5)	KING Emily		VIK		* 12.29	* 12.23	12.85	<b>24.52</b>	99.47	+ 0.01
6	29		2004	U12	(6)	GIBSON Sophie		HEM		13.38	* 12.85	* 12.96	<b>25.81</b>	137.32	+ 58.19
7	34		2004	U12	(7)	JONES Charlotte		TAL		15.01	* 13.95	* 13.93	<b>27.88</b>	198.06	- 26.97
8	28	20678	2003	U12	(8)	CUTHBERT Tia		VIK		15.40	* 14.67	* 15.26	<b>29.93</b>	258.21	+ 7.70
9	32		2004	U12	(9)	ROW Stella		VIK		* 15.09	15.29	* 14.91	<b>30.00</b>	260.27	- 77.63

**Disqualified - Run-3 (1)**

35			2003	U12		BOTY Nia		HEM	ELI	* 10.57	* 10.56				
----	--	--	------	-----	--	----------	---	-----	-----	---------	---------	--	--	--	--

## EASTERN REGION SNOWSPORTS ASSOCIATION 2014

### TAL "Team Evolution" Summer League









#### Special Slalom - Female & Male

#### ERSA Summer League - Final Ranking - Points



Rank	Bib.	RegNo	Year	Cat	Rank	Name	.....	Art	Sno	Run-1	Run-2	Run-3	Time	Points	Perf
------	------	-------	------	-----	------	------	-------	-----	-----	-------	-------	-------	------	--------	------

#### ++ Under 14 - Girls ++

1	99	21355	2001	U14	(1)	TAPSELL Charlotte		HEM	CHT	9.84	* 9.78	* 9.76	<b>19.54</b>	18.29	- 37.49
2	91	20337	2001	U14	(2)	SKIPPER Megan		NOR	NOR	10.38	* 9.84	* 9.97	<b>19.81</b>	27.11	- 21.71
3	101	20496	2002	U14	(3)	SCRANAGE-HARRISON Elenor		HEM	HEM	10.75	* 10.30	* 10.30	<b>20.60</b>	52.92	- 14.02
4	106		2001	U14	(4)	HAWKINS Danielle		HEM		11.41	* 10.86	* 10.75	<b>21.61</b>	85.91	- 2.74
5	102	21001	2001	U14	(5)	LEVENE Grace		VIK		11.15	* 10.97	* 10.68	<b>21.65</b>	87.22	- 1.29
6	108		2001	U14	(6)	HAWKINS Lily		HEM		* 11.26		* 10.97	<b>22.23</b>	106.16	+ 12.46
7	112		2001	U14	(7)	HAWKINS Zara		HEM		11.70	* 11.27	* 11.02	<b>22.29</b>	108.12	- 10.50
8	115		2002	U14	(8)	TURNER Beth		VIK		* 12.57	12.96	* 12.32	<b>24.89</b>	193.06	- 43.02

#### Disqualified - Run-2 (1)

	108		2001	U14		HAWKINS Lily		HEM		* 11.26		* 10.97			
--	-----	--	------	-----	--	--------------	---	-----	--	---------	--	---------	--	--	--

#### ++ Under 14 - Boys ++

1	49	20687	2001	U14	(1)	TROUNG Aaron		VIK	AMB	9.31	* 9.13	* 9.21	<b>18.34</b>	41.86	+ 13.42
2	55	20481	2001	U14	(2)	HUDSON Thomas		NOR	BSA	10.03	* 9.39	* 9.45	<b>18.84</b>	59.91	+ 9.53
3	57		2001	U14	(3)	LONGSTAFF Michael		WGC		10.25	* 10.04	* 9.90	<b>19.94</b>	99.60	+ 15.12
4	62	19855	2002	U14	(4)	BINGHAM Nicholas		ESX	SAS		* 10.41	* 10.24	<b>20.65</b>	125.23	+ 23.27
5	81	20354	2001	U14	(5)	PAYNE Arthur		BAS		11.22	* 10.73	* 10.74	<b>21.47</b>	154.82	- 54.55
6	68		2001	U14	(6)	KING Patrick		NOR		10.95	* 10.66	* 10.83	<b>21.49</b>	155.54	+ 18.82
7	70		2001	U14	(7)	MCCABE-ABLE Maximus		VIK		10.95	* 10.81	* 10.89	<b>21.70</b>	163.12	+ 11.49
8	77		2002	U14	(8)	YARROW Raffi		VIK		11.13	* 10.80	* 11.06	<b>21.86</b>	168.89	- 19.15
9	83		2001	U14	(9)	REYNOLDS Joshua		NOR		* 12.61	40.10	* 12.56	<b>25.17</b>	288.35	- 23.58

#### Did Not Start - Run-1 (1)

	84		2002	U14		HARDING Luke		ESX							
--	----	--	------	-----	--	--------------	---	-----	--	--	--	--	--	--	--

#### Disqualified - Run-1 (1)

	62	19855	2002	U14		BINGHAM Nicholas		ESX	SAS		* 10.41	* 10.24			
--	----	-------	------	-----	--	------------------	---	-----	-----	--	---------	---------	--	--	--

#### Did Not Start - Run-2 (1)

	84		2002	U14		HARDING Luke		ESX							
--	----	--	------	-----	--	--------------	---	-----	--	--	--	--	--	--	--

#### Did Not Start - Run-3 (1)










	84		2002	U14		HARDING Luke		ESX							
--	----	--	------	-----	--	--------------	---	-----	--	--	--	--	--	--	--

Rank	Bib.	RegNo	Year	Cat	Rank	Name	.....	Art	Sno	Run-1	Run-2	Run-3	Time	Points	Perf
------	------	-------	------	-----	------	------	-------	-----	-----	-------	-------	-------	------	--------	------

## Disqualified - Run-3 (1)

	46		2001	U14		APPLETON Byron		HEM		9.90	* 9.65				
--	----	--	------	-----	--	----------------	---	-----	--	------	--------	--	--	--	--

## ++ Under 16 - Girls ++

1	100	19712	1999	U16	(1)	BOTY Carys		HEM	ELI	10.06	* 9.92	* 9.87	19.79	26.46	- 3.86
2	105	19235	1999	U16	(2)	ROYAL Natasha		VIK	BSA	10.57	* 10.07	* 9.96	20.03	34.30	- 18.72
3	92	20840	1999	U16	(3)	SNOW Elise		HEM	TEL	* 10.12		* 10.11	20.23	40.83	+ 32.02
4	107	20339	2000	U16	(4)	BURROUGHS Hannah		NOR		10.76	* 10.67	* 10.60	21.27	74.81	- 16.29
5	97		1999	U16	(5)	MCCABE-ABLE Scarlett		VIK		10.90	* 10.68	* 10.67	21.35	77.42	- 3.28
6	98		1999	U16	(6)	DEAN Emily		HEM		10.96	* 10.65	* 10.77	21.42	79.70	+ 19.16
7	95	20999	1999	U16	(7)	BARDER Beatrice		HEM	HEM	11.17	* 10.68	* 10.78	21.46	81.01	- 6.35
8	110		2000	U16	(8)	MANNBY Siobhan		VIK		11.35	* 10.98	* 10.75	21.73	89.83	- 16.85
9	114		1999	U16	(9)	HAWES Claudia		NOR		* 11.52		* 11.56	23.08	133.93	- 35.61

## Did Not Start - Run-1 (1)

	109		2000	U16		WEBSTER Atlanta		NOR							
--	-----	--	------	-----	--	-----------------	---	-----	--	--	--	--	--	--	--

## Did Not Start - Run-2 (1)

	109		2000	U16		WEBSTER Atlanta		NOR							
--	-----	--	------	-----	--	-----------------	---	-----	--	--	--	--	--	--	--













## Disqualified - Run-2 (2)

	92	20840	1999	U16		SNOW Elise		HEM	TEL	* 10.12		* 10.11			
	114		1999	U16		HAWES Claudia		NOR		* 11.52		* 11.56			

## Did Not Start - Run-3 (1)

	109		2000	U16		WEBSTER Atlanta		NOR							
--	-----	--	------	-----	--	-----------------	---	-----	--	--	--	--	--	--	--

## ++ Under 16 - Boys ++

1	48	19854	1999	U16	(1)	BINGHAM Jonathan		ESX	SAS	* 9.22	9.26	* 9.21	18.43	45.11	+ 7.81
2	44		1999	U16	(2)	HOLMES Thomas		NOR		9.39	* 9.34	* 9.17	18.51	48.00	+ 0.32
3	54		1999	U16	(3)	DAVIES Harry		NOR		9.76	* 9.40	* 9.17	18.57	50.16	- 0.73
4	60		1999	U16	(4)	LANE Joshua		NOR		10.13	* 9.65	* 9.57	19.22	73.62	- 17.71
5	53	21723	2000	U16	(5)	HOWE Charlie		NOR		9.73	* 9.58	* 9.74	19.32	77.23	- 0.09
6	66	20126	2000	U16	(6)	THOMPSON Connor		VIK			* 10.39	* 10.07	20.46	118.37	- 11.60
7	63	20184	2000	U16	(7)	NEWTON William		HEM	HEM	10.53	* 10.48	* 10.07	20.55	121.62	+ 19.63
8	61		1999	U16	(8)	CHILDS Lewis		WGC		10.92	* 10.43	* 10.37	20.80	130.64	+ 30.10
9	75		1999	U16	(9)	HEARNEY Christopher		NOR		10.82	* 10.74	* 10.56	21.30	148.68	- 30.89
10	73		2000	U16	(10)	STEWART Oliver		NOR		11.54	* 10.96	* 10.77	21.73	164.20	- 4.11
11	80		2000	U16	(11)	WALES Joesph		NOR		11.01	* 10.94	* 10.83	21.77	165.65	- 41.57
12	76		1999	U16	(12)	PAYNE George		ESX	BAS	11.50	* 11.42	* 11.21	22.63	196.68	+ 11.26

## Did Not Start - Run-1 (1)

	74		1999	U16		DEWSON Oliver		NOR							
--	----	--	------	-----	--	---------------	---	-----	--	--	--	--	--	--	--

## EASTERN REGION SNOWSPORTS ASSOCIATION 2014

## TAL "Team Evolution" Summer League

## Special Slalom - Female &amp; Male

## ERSA Summer League - Final Ranking - Points

Rank	Bib.	RegNo	Year	Cat	Rank	Name	.....	Art	Sno	Run-1	Run-2	Run-3	Time	Points	Perf
------	------	-------	------	-----	------	------	-------	-----	-----	-------	-------	-------	------	--------	------

## Disqualified - Run-1 (1)

	66	20126	2000	U16		THOMPSON Connor		VIK			* 10.39	* 10.07			
--	----	-------	------	-----	--	-----------------	---	-----	--	--	---------	---------	--	--	--

## Did Not Start - Run-2 (1)

	74		1999	U16		DEWSON Oliver		NOR							
--	----	--	------	-----	--	---------------	---	-----	--	--	--	--	--	--	--

## Did Not Start - Run-3 (1)

	74		1999	U16		DEWSON Oliver		NOR							
--	----	--	------	-----	--	---------------	---	-----	--	--	--	--	--	--	--

## ++ Under 18 - Girls ++

1	96		1997	U18	(1)	SPANTON Jessica		NOR		9.91	* 9.52	* 9.51	<b>19.03</b>	1.63	+ 1.31
2	103	20139	1997	U18	(2)	COE Megan		NOR		9.88	* 9.85	* 9.57	<b>19.42</b>	14.37	+ 14.78
3	113		1997	U18	(3)	JONES Phoebe		NOR		11.56	* 11.35	* 11.01	<b>22.36</b>	110.41	- 14.12

## Disqualified - Run-2 (1)

	93	19700	1997	U18		TOOGOOD Natalia		VIK			* 10.26				
--	----	-------	------	-----	--	-----------------	---	-----	--	--	---------	--	--	--	--

## Disqualified - Run-3 (1)

	93	19700	1997	U18		TOOGOOD Natalia		VIK			* 10.26				
--	----	-------	------	-----	--	-----------------	---	-----	--	--	---------	--	--	--	--

## ++ Under 18 - Boys ++

1	47	20628	1997	U18	(1)	RICHARDSON Thomas		NOR		8.92	* 8.85	* 8.73	<b>17.58</b>	14.44	+ 15.64
2	50		1998	U18	(2)	SEWELL Logan		NOR		8.93	* 8.77	* 8.83	<b>17.60</b>	15.16	- 3.65
3	41	19713	1997	U18	(3)	BOTY Harry		HEM	ELI	9.33	* 9.17	* 9.16	<b>18.33</b>	41.50	- 9.05
4	51		1998	U18	(4)	BRESKAL Bailey		WGC		9.84	* 9.62	* 9.49	<b>19.11</b>	69.65	+ 12.95
5	69		1997	U18	(5)	STEWART Harry		NOR		10.96	* 10.48	* 10.39	<b>20.87</b>	133.17	- 4.99
6	82		1997	U18	(6)	HEWITT-ALLARD Theodore		NOR		11.39	* 10.71	* 10.53	<b>21.24</b>	146.52	- 125.46
7	72		1998	U18	(7)	SYDER James		NOR		10.94	* 10.87	* 10.39	<b>21.26</b>	147.24	- 20.97

## Disqualified - Run-1 (2)

	52		1997	U18		OLIVER Ryan		NOR			* 10.38				
	56		1998	U18		LEVENE Harry		VIK			* 10.60				

## Disqualified - Run-3 (2)

	52		1997	U18		OLIVER Ryan		NOR			* 10.38				
	56		1998	U18		LEVENE Harry		VIK			* 10.60				

## ++ Under 21 - Ladies ++

1	104	19016	1995	U21	(1)	SKIPPER Sophie		NOR	NOR	9.97	* 9.52	* 9.46	<b>18.98</b>	0.00	- 3.55
2	111		1996	U21	(2)	SELT Molly		VIK		11.34	* 10.98	* 10.80	<b>21.78</b>	91.46	- 15.43

## EASTERN REGION SNOWSPORTS ASSOCIATION 2014

## TAL "Team Evolution" Summer League

## Special Slalom - Female &amp; Male

## ERSA Summer League - Final Ranking - Points

Rank	Bib.	RegNo	Year	Cat	Rank	Name	.....	Art	Sno	Run-1	Run-2	Run-3	Time	Points	Perf
------	------	-------	------	-----	------	------	-------	-----	-----	-------	-------	-------	------	--------	------

**++ Under 21 - Men ++**

1	43	20637	1996	U21	(1)	WIGMORE Mathew		NOR		8.86	* 8.63	* 8.55	17.18	0.00	+ 3.23
2	45		1995	U21	(2)	DAVIES Ben		NOR		9.40	* 8.96	* 8.73	17.69	18.41	+ 10.14
3	85		1996	U21	(3)	WILSON Geoffrey		VIK		11.39	* 11.17	* 10.97	22.14	179.00	+ 19.52

**++ Senior/Masters 1 - Ladies ++**

1	116		1984	SM1	(1)	EDWARDS Donna		VIK		16.17	* 14.93	* 14.96	29.89	356.39	- 101.52
---	-----	--	------	-----	-----	---------------	---	-----	--	-------	---------	---------	-------	--------	----------

**++ Senior/Masters 1 - Men ++**

1	42	18629	1993	SM1	(1)	MOLLOY Daniel		NOR		8.68	* 8.59	* 8.74	17.33	5.41	+ 1.36
2	79		1987	SM1	(2)	BELLAMY Edward		NOR		11.59	* 11.17	* 11.01	22.18	180.44	- 12.34

**++ Masters 2/Masters 3 - Ladies ++**

1	94	14159	1970	M23	(1)	ANDERSON Beverley		VIK	K--	10.42	* 10.15	* 10.14	20.29	42.79	- 4.92
---	----	-------	------	-----	-----	-------------------	---	-----	-----	-------	---------	---------	-------	-------	--------

**++ Masters 2/Masters 3 - Men ++**

1	59		1973	M23	(1)	YARROW Tristan		VIK	VIK	9.97	* 9.93	* 9.86	19.79	94.19	+ 5.28
2	58	10372	1959	M23	(2)	ANDERSON Christopher		VIK	K--	10.33	* 10.20	* 10.32	20.52	120.54	+ 32.45
3	64		1960	M23	(3)	OHSTEN Ben		NOR		10.46	* 10.45	* 10.31	20.76	129.20	+ 20.01
4	67		1966	M23	(4)	HOLMES Peter		NOR		10.74	* 10.41	* 10.38	20.79	130.28	- 0.95
5	65		1967	M23	(5)	SYDER Mark		NOR		* 10.69	10.73	* 10.67	21.36	150.85	+ 32.93
6	71		1966	M23	(6)	GARRETT Mike		NOR		11.88	* 11.17	* 11.04	22.21	181.53	+ 27.78
7	78		1941	M23	(7)	SMITH Michael		BAS	BAS	11.96	* 11.26	* 11.40	22.66	197.76	+ 8.69