

EASTERN REGION SNOWSPORTS ASSOCIATION 2015

Welwyn "Team Evolution" Summer League


Special Slalom - Girls & Boys - Under 12's

ERSA Summer League - Final Ranking - Points

WELWYN GARDEN CITY SKI RACE CLUB

Rank	Bib.	RegNo	Year	Cat	(Rank)	Name	Club	Run-1	Run-2	Run-3	Time	Points	Perf
------	------	-------	------	-----	--------	------	-------	------	-------	-------	-------	------	--------	------

++ Under 08 - Girls ++

1	185		2010	U08	(1)	SINCLAIR Eve		VIK	* 30.07	* 27.63		57.70	834.79	-
---	-----	--	------	-----	-----	--------------	---	-----	---------	---------	--	--------------	--------	---

Disqualified - Run-1 (1)

	185		2010	U08		SINCLAIR Eve		VIK	* 30.07	* 27.63				
--	-----	--	------	-----	--	--------------	---	-----	---------	---------	--	--	--	--

++ Under 08 - Boys ++

1	157		2008	U08	(1)	MINTON-LEE Frankie		WGC	* 19.24	19.37	* 16.43	35.67	354.58	- 3.33
2	159		2009	U08	(2)	BLACKWELL Jasper		TAL		* 20.25	* 18.37	38.62	443.45	-

Disqualified - Run-1 (1)

	159		2009	U08		BLACKWELL Jasper		TAL		* 20.25	* 18.37			
--	-----	--	------	-----	--	------------------	---	-----	--	---------	---------	--	--	--



++ Under 10 - Girls ++

1	186		2006	U10	(1)	HOWESON Olivia		HEM	* 14.31	* 14.00		28.31	42.84	-
2	175		2007	U10	(2)	TUTT Holly		HEM	15.32	* 14.88	* 14.71	29.59	77.34	+ 5.83
3	178		2006	U10	(3)	BLACKWELL Lucy		TAL	* 15.35	16.22	* 14.48	29.83	83.80	+ 37.24
4	181	22110	2006	U10	(4)	FAIRFULL Madeleine		HEM	27.60	* 16.66	* 16.57	33.23	175.42	- 83.88
5	172		2007	U10	(5)	HACKER Amelie		WGC	* 18.26	18.68	* 17.01	35.27	230.39	+ 82.38
6	179		2007	U10	(6)	KING Jessica		VIK	* 19.37	* 19.73	20.09	39.10	333.59	+ 22.49

Disqualified - Run-1 (1)

	186		2006	U10		HOWESON Olivia		HEM	* 14.31	* 14.00				
--	-----	--	------	-----	--	----------------	---	-----	---------	---------	--	--	--	--

++ Under 10 - Boys ++

1	143	22059	2006	U10	(1)	DADE Jake		NOR	* 13.04	* 13.08		26.12	66.88	+ 27.90
2	150		2006	U10	(2)	SINCLAIR Laurence		VIK	* 13.73	14.02	* 12.74	26.47	77.42	+ 2.72
3	149	22159	2006	U10	(3)	SMITH Ben		VIK	15.60	* 14.77	* 13.81	28.58	140.99	+ 86.24
4	152		2007	U10	(4)	SMITH Bradley		VIK	* 14.65	15.19	* 14.12	28.77	146.71	+ 31.89
5	144		2007	U10	(5)	MITCHELL Kieran		NOR	* 15.35	15.41	* 14.77	30.12	187.38	+ 19.33
6	163		2007	U10	(6)	CHILDS Scott		WGC	* 19.82	21.24	* 18.87	38.69	445.56	-

Did Not Start - Run-1 (2)

	148		2007	U10		WOOD George		VIK						
--	-----	--	------	-----	--	-------------	---	-----	--	--	--	--	--	--

EASTERN REGION SNOWSPORTS ASSOCIATION 2015

Welwyn "Team Evolution" Summer League

Special Slalom - Girls & Boys - Under 12's

ERSA Summer League - Final Ranking - Points

Rank	Bib.	RegNo	Year	Cat	(Rank)	Name	Club	Run-1	Run-2	Run-3	Time	Points	Perf
	162		2006	U10		PATTERSON Eddie		VIK						

Did Not Start - Run-2 (2)

	148		2007	U10		WOOD George		VIK						
	162		2006	U10		PATTERSON Eddie		VIK						

Did Not Start - Run-3 (2)

	148		2007	U10		WOOD George		VIK						
	162		2006	U10		PATTERSON Eddie		VIK						

Did Not Finish - Run-3 (1)

	143	22059	2006	U10		DADE Jake		NOR	* 13.04	* 13.08				
--	-----	-------	------	-----	--	-----------	---	-----	---------	---------	--	--	--	--

++ Under 12 - Girls ++

1	188	21569	2005	U12	(1)	HEMING Anya		MID	* 13.47	* 13.25	14.28	26.72	0.00	-
2	173		2005	U12	(2)	MANN Madeleine		VIK	14.27	* 13.74	* 13.09	26.83	2.96	+ 15.99
3	177		2005	U12	(3)	BARTLETT Honor		VIK	* 13.65	* 13.52	13.76	27.17	12.13	+ 34.10
4	187		2005	U12	(4)	TWEEDY Petra		VIK	14.40	* 14.11	* 13.89	28.00	34.49	-
5	174		2004	U12	(5)	KING Emily		VIK	15.19	* 15.14	* 14.40	29.54	75.99	+ 32.93
6	189		2004	U12	(6)	BARDETTI Romana		HEM	15.53	* 15.18	* 15.06	30.24	94.85	-
7	182		2004	U12	(7)	HERRIES Olivia		HEM		* 15.85	* 15.50	31.35	124.76	+ 46.84
8	176		2005	U12	(8)	ARLOTT Holly		HEM	17.18	* 16.94	* 16.05	32.99	168.95	+ 43.88
9	184		2005	U12	(9)	ALEY Lauren		HEM	18.96	* 17.56	* 17.22	34.78	217.19	-
10	171		2004	U12	(10)	JONES Charlotte		TAL	* 19.56		* 16.56	36.12	253.29	+ 95.87
11	180		2004	U12	(11)	ROW Stella		VIK	20.71	* 19.98	* 19.81	39.79	352.19	+ 147.37

Did Not Start - Run-1 (1)

	183		2004	U12		WOOD Caitlin		VIK						
--	-----	--	------	-----	--	--------------	---	-----	--	--	--	--	--	--

Disqualified - Run-1 (1)

	182		2004	U12		HERRIES Olivia		HEM		* 15.85	* 15.50			
--	-----	--	------	-----	--	----------------	---	-----	--	---------	---------	--	--	--

Did Not Start - Run-2 (1)

	183		2004	U12		WOOD Caitlin		VIK						
--	-----	--	------	-----	--	--------------	---	-----	--	--	--	--	--	--

Did Not Finish - Run-2 (1)

	171		2004	U12		JONES Charlotte		TAL	* 19.56		* 16.56			
--	-----	--	------	-----	--	-----------------	---	-----	---------	--	---------	--	--	--

Did Not Start - Run-3 (1)

	183		2004	U12		WOOD Caitlin		VIK						
--	-----	--	------	-----	--	--------------	---	-----	--	--	--	--	--	--

++ Under 12 - Boys ++








1	147	21604	2005	U12	(1)	OGDEN Alexander		NOR	12.01	* 11.98	* 11.92	23.90	0.00	+ 7.08
2	153	22087	2005	U12	(2)	PARKER Travis		NOR	* 12.55	13.06	* 12.64	25.19	38.86	+ 14.78
3	145	22026	2005	U12	(3)	LOUTH Oscar		HEM	13.19	* 13.04	* 12.19	25.23	40.07	+ 7.41
4	155		2004	U12	(4)	SINCLAIR Charles		VIK	* 12.64	12.78	* 12.72	25.36	43.98	- 61.14
5	141	21713	2004	U12	(5)	B EGLIN Thomas		HEM	* 13.44	14.01	* 12.99	26.43	76.22	+ 13.16
6	151		2005	U12	(6)	MILLS Lawrence		SMK	* 13.63	14.10	* 14.02	27.65	112.97	- 71.87

EASTERN REGION SNOWSPORTS ASSOCIATION 2015

Welwyn "Team Evolution" Summer League

Special Slalom - Girls & Boys - Under 12's

ERSA Summer League - Final Ranking - Points

Rank	Bib.	RegNo	Year	Cat	(Rank) Name	Club	Run-1	Run-2	Run-3	Time	Points	Perf
7	146		2005	U12	(7) WALES Jonathan		NOR	* 14.18	* 13.53		27.71	114.78	+ 37.89
8	142		2005	U12	(8) PAGE-BROWNE Adam		WGC	15.37	* 14.94	* 14.94	29.88	180.15	+ 26.53
9	154		2004	U12	(9) ALI Dylan		VIK	15.51	* 15.21	* 15.23	30.44	197.02	- 36.01
10	160		2004	U12	(10) DUNN Zak		HEM	* 15.73		* 15.62	31.35	224.44	-
11	156		2005	U12	(11) SHELLY Jack		VIK		* 16.52	* 15.47	31.99	243.72	- 36.42
12	161		2004	U12	(12) HUTCHINSON Max		VIK		* 17.01	* 15.81	32.82	268.72	-
13	158		2005	U12	(13) PARTLETT-HULSTROM Albie		VIK	18.23	* 17.57	* 16.98	34.55	320.84	- 244.45


Did Not Start - Run-1 (1)

161		2004	U12		HUTCHINSON Max		VIK		* 17.01	* 15.81			
-----	--	------	-----	--	----------------	---	-----	--	---------	---------	--	--	--

Did Not Finish - Run-1 (1)

146		2005	U12		WALES Jonathan		NOR		* 14.18	* 13.53			
-----	--	------	-----	--	----------------	---	-----	--	---------	---------	--	--	--

Disqualified - Run-1 (1)

156		2005	U12		SHELLY Jack		VIK		* 16.52	* 15.47			
-----	--	------	-----	--	-------------	---	-----	--	---------	---------	--	--	--

Disqualified - Run-2 (1)

160		2004	U12		DUNN Zak		HEM	* 15.73		* 15.62			
-----	--	------	-----	--	----------	---	-----	---------	--	---------	--	--	--

EASTERN REGION SNOWSPORTS ASSOCIATION 2015

Welwyn "Team Evolution" Summer League

Special Slalom - Female & Male

ERSA Summer League - Final Ranking - Points

WELWYN GARDEN CITY SKI RACE CLUB

COMPETITION JURY

TECHNICAL DELEGATE: SHELLY Chris (VIK)
 REFEREE: WRIGHT Bernard (ERSA)

WEATHER

CONDITIONS: Windy, Cold
 SNOW: Patchy
 AIR TEMPERATURE: START : 12.0 °C
 FINISH : 12.0 °C

1st RUN

COURSESETTER: REIDY Jon (HEM)
 FORERUNNERS:
 - A - BRADLEY Stephen (HEM)
 - B - DANBURY Mike (WGC)
 COURSE: Gosling Sports Centre
 START: 60 m
 FINISH: 35 m
 DROP: 25 m
 LENGTH: 170 m
 HOMOLOGATION: SL/WGC/2015
 GATES: 13
 DIRECTIONS: 13
 STARTING TIME: 1010

2nd RUN














COURSESETTER: REIDY Jon (HEM)
 FORERUNNERS:
 - A - BRADLEY Stephen (HEM)
 - B - DANBURY Mike (WGC)
 COURSE: Gosling Sports Centre
 START: 60 m
 FINISH: 35 m
 DROP: 25 m
 LENGTH: 170 m
 HOMOLOGATION: SL/WGC/2015
 GATES: 13
 DIRECTIONS: 13
 STARTING TIME: 1010

LIST n°215 MEN PENALTY : 8.27 WOMEN PENALTY : 0.00

F = 720

Rank	Bib.	RegNo	Year	Cat	(Rank)	Name	Club	Run-1	Run-2	Run-3	Time	Points	Perf
------	------	-------	------	-----	--------	------	-------	------	-------	-------	-------	------	--------	------

++ Under 14 - Girls ++

1	102	20496	2002	U14	(1)	SCRANAGE-HARRISON Elenor		HEM	11.80	* 11.70	* 11.59	23.29	83.49	+ 30.68
2	114	20725	2002	U14	(2)	WARMINGTON Harriet		HEM	12.76	* 12.61	* 12.24	24.85	137.31	+ 7.97
3	134	21334	2003	U14	(3)	BOTY Nia		HEM	13.16	* 12.85	* 13.15	26.00	176.98	-
4	131	22179	2003	U14	(4)	HOLMES Abby		NOR	13.97	* 13.38	* 13.09	26.47	193.20	-
5	132		2003	U14	(5)	SHELLEY Annie		VIK	13.80	* 13.47	* 13.63	27.10	214.93	-
6	122		2002	U14	(6)	SHELLEY Madeline		VIK	14.33	* 13.94	* 13.81	27.75	237.36	+ 5.08
7	136		2003	U14	(7)	BARDER Katie		HEM	14.67	* 13.98	* 14.19	28.17	251.84	-
8	120		2002	U14	(8)	TURNER Beth		VIK	14.52	* 13.90	* 14.48	28.38	259.09	+ 61.00
9	124		2002	U14	(9)	BLYTH Helena		HEM		* 14.59	* 14.48	29.07	282.89	+ 4.59
10	129		2003	U14	(10)	MAWSON Carys		WGC	15.72	* 14.84	* 14.81	29.65	302.90	-
11	135		2003	U14	(11)	FARROW Ellie		HEM	16.26	* 15.75	* 15.58	31.33	360.86	-
12	137		2002	U14	(12)	BARDETTI Sienna		HEM	17.61	* 16.39	* 15.89	32.28	393.64	- 35.21
13	130	20678	2003	U14	(13)	CUTHBERT Tia		VIK	* 16.92	17.29	* 17.55	34.47	469.19	-

Did Not Start - Run-1 (1)

127		2002	U14			HEYMOZ Louise		WGC						
-----	--	------	-----	--	--	---------------	---	-----	--	--	--	--	--	--

Disqualified - Run-1 (1)

124		2002	U14			BLYTH Helena		HEM		* 14.59	* 14.48			
-----	--	------	-----	--	--	--------------	---	-----	--	---------	---------	--	--	--

Did Not Start - Run-2 (1)

127		2002	U14			HEYMOZ Louise		WGC						
-----	--	------	-----	--	--	---------------	---	-----	--	--	--	--	--	--

EASTERN REGION SNOWSPORTS ASSOCIATION 2015

Welwyn "Team Evolution" Summer League

Special Slalom - Female & Male

ERSA Summer League - Final Ranking - Points

Rank	Bib.	RegNo	Year	Cat	(Rank)	Name	Club	Run-1	Run-2	Run-3	Time	Points	Perf
------	------	-------	------	-----	--------	------	-------	------	-------	-------	-------	------	--------	------

Did Not Start - Run-3 (1)

127		2002	U14			HEYMOZ Louise		WGC						
-----	--	------	-----	--	--	---------------	---	-----	--	--	--	--	--	--

++ Under 14 - Boys ++

1	69	20884	2003	U14	(1)	THOMPSON Joseph		NOR	11.54	* 11.15	* 11.59	22.74	113.22	-
2	79	20748	2003	U14	(2)	DADE Tommy		NOR		* 11.41	* 11.48	22.89	118.72	-
3	68	21194	2003	U14	(3)	NEWTON Charlie		HEM	11.92	* 11.86	* 11.77	23.63	145.83	-
4	81	22306	2003	U14	(4)	TURNER Alfie		HEM	12.53	* 12.37	* 12.31	24.68	184.31	-
5	77		2003	U14	(5)	BUSHELL George		NOR	12.94	* 12.52	* 12.56	25.08	198.96	-
6	35	19774	2002	U14	(6)	BARTON Dominic		HEM	12.75	* 12.67	* 12.60	25.27	205.92	+ 60.81
7	49		2002	U14	(7)	ROUTLEDGE Sebastian		WGC	12.88	* 12.83	* 12.46	25.29	206.66	- 46.70
8	66		2003	U14	(8)	REIDY Thomas		HEM	12.82	* 12.73	* 12.64	25.37	209.59	-
9	50		2002	U14	(9)	GOMEZ CLARKE Jamie		NOR	13.58	* 12.76	* 12.71	25.47	213.25	- 43.85
10	67		2003	U14	(10)	MCANALLY Ewan		WGC	* 12.83	13.10	* 13.10	25.93	230.11	-
11	74		2003	U14	(11)	WILLIAMS Elliot		WGC	13.83	* 12.78	* 13.46	26.24	241.47	-
12	65		2002	U14	(12)	HIGGINS James		NOR	13.69	* 13.03	* 13.34	26.37	246.23	-
13	51		2002	U14	(13)	HARDING Luke		ESX	13.54	* 13.34	* 13.16	26.50	250.99	- 18.10
14	62		2002	U14	(14)	HEYMOZ Daniel		WGC	13.55	* 12.97	* 13.54	26.51	251.36	- 165.25
15	71	22088	2003	U14	(15)	FAIRFULL Max		HEM	* 13.87		* 13.49	27.36	282.50	-
16	72		2003	U14	(16)	KAPADIA Alex		HEM	14.67	* 14.36	* 14.21	28.57	326.84	-
17	83	21226	2002	U14	(17)	DRAKE Joshua		HEM	15.09	* 14.40	* 14.29	28.69	331.24	- 7.24
18	73	21707	2003	U14	(18)	TAMANA Hari		HEM	14.91	* 14.78	* 14.97	29.75	370.08	-

Did Not Start - Run-1 (2)

75		2003	U14			KILLNER Finlay		HEM						
78		2002	U14			RYAN Stratford		HEM						

Disqualified - Run-1 (1)

79	20748	2003	U14			DADE Tommy		NOR		* 11.41	* 11.48			
----	-------	------	-----	--	--	------------	---	-----	--	---------	---------	--	--	--

Did Not Start - Run-2 (2)

75		2003	U14			KILLNER Finlay		HEM						
78		2002	U14			RYAN Stratford		HEM						

Did Not Finish - Run-2 (1)

71	22088	2003	U14			FAIRFULL Max		HEM	* 13.87		* 13.49			
----	-------	------	-----	--	--	--------------	---	-----	---------	--	---------	--	--	--

Did Not Start - Run-3 (2)

75		2003	U14			KILLNER Finlay		HEM						
78		2002	U14			RYAN Stratford		HEM						

++ Under 16 - Girls ++

1	92	20599	2000	U16	(1)	SHERING Nicole		HEM	10.71	* 10.60	* 10.27	20.87	0.00	+ 0.00
2	91	20337	2001	U16	(2)	SKIPPER Megan		NOR	11.84	* 11.28	* 11.15	22.43	53.82	+ 16.94
3	139	21355	2001	U16	(3)	TAPSELL Charlotte		HEM	11.65	* 11.63	* 11.13	22.76	65.20	+ 36.80
4	97	20339	2000	U16	(4)	BURROUGHES Hannah		NOR	12.58	* 11.94	* 11.73	23.67	96.60	+ 15.27
5	93	22083	2001	U16	(5)	HAWKINS Danielle		HEM	12.20	* 11.93	* 11.76	23.69	97.29	+ 30.45
6	113		2001	U16	(6)	KERSHAW Ellie		NOR	12.93	* 12.44	* 12.06	24.50	125.23	- 3.26
7	105	22082	2001	U16	(7)	HAWKINS Zara		HEM	12.41	* 12.26	* 12.35	24.61	129.03	+ 39.02

EASTERN REGION SNOWSPORTS ASSOCIATION 2015

Welwyn "Team Evolution" Summer League

Special Slalom - Female & Male

ERSA Summer League - Final Ranking - Points

Rank	Bib.	RegNo	Year	Cat	(Rank)	Name	Club	Run-1	Run-2	Run-3	Time	Points	Perf
8	108	20767	2000	U16	(8)	WEBSTER Atlanta		NOR	13.04	* 12.61	* 12.50	25.11	146.28	+ 54.15
9	110	21001	2001	U16	(9)	LEVENE Grace		VIK	* 12.93	25.12	* 12.24	25.17	148.35	+ 47.26
10	106	22084	2001	U16	(10)	HAWKINS Lily		HEM	13.00	* 12.85	* 12.93	25.78	169.39	+ 78.97
11	119		2001	U16	(11)	HACKETT Layla		VIK	14.21	* 13.27	* 12.91	26.18	183.19	- 2.24
12	118		2000	U16	(12)	CHASE Amber		NOR	13.97	* 13.67	* 13.32	26.99	211.14	+ 27.48
13	126		2001	U16	(13)	BYE Katherine		VIK	14.52	* 13.95	* 14.33	28.28	255.64	- 51.43

Did Not Start - Run-1 (1)

125		2001	U16			CAMPBELL Ellen		WGC						
-----	--	------	-----	--	--	----------------	--	-----	--	--	--	--	--	--

Did Not Start - Run-2 (1)

125		2001	U16			CAMPBELL Ellen		WGC						
-----	--	------	-----	--	--	----------------	--	-----	--	--	--	--	--	--

Did Not Start - Run-3 (1)

125		2001	U16			CAMPBELL Ellen		WGC						
-----	--	------	-----	--	--	----------------	--	-----	--	--	--	--	--	--

++ Under 16 - Boys ++

1	4	20687	2001	U16	(1)	TROUNG Aaron		VIK	10.29	* 10.00	* 10.44	20.44	28.95	+ 4.48
2	15	22009	2001	U16	(2)	APPLETON Byron		HEM	10.58	* 10.48	* 10.31	20.79	41.77	- 17.65
3	1	20481	2001	U16	(3)	HUDSON Thomas		NOR	10.58	* 10.31	* 10.70	21.01	49.83	+ 3.45
4	17	21723	2000	U16	(4)	HOWE Charlie		NOR	* 10.97	11.05	* 10.57	21.54	69.25	+ 2.84
5	21	22164	2001	U16	(5)	LONGSTAFF Michael		WGC	11.06	* 11.00	* 10.98	21.98	85.37	+ 3.76
6	18	20184	2000	U16	(6)	NEWTON William		HEM	11.31	* 11.03	* 11.00	22.03	87.21	+ 17.23
7	24	20126	2000	U16	(7)	THOMPSON Connor		VIK	* 11.51	11.54	* 11.51	23.02	123.48	+ 27.84
8	38		2000	U16	(8)	WALES Joesph		NOR	11.78	* 11.67	* 11.87	23.54	142.53	- 11.10
9	80	19829	2001	U16	(9)	HEMMING Ethan		MID	12.15	* 11.83	* 11.78	23.61	145.10	-
10	32		2001	U16	(10)	HUMPHREYS Charlie		HEM	12.67	* 11.77	* 12.06	23.83	153.16	+ 14.16
11	39		2000	U16	(11)	STEWART Oliver		NOR	12.33	* 11.87	* 11.99	23.86	154.26	- 0.59
12	45		2000	U16	(12)	BURNETT Cameron		WGC	12.40	* 12.10	* 12.10	24.20	166.72	- 9.91
13	41		2001	U16	(13)	MCCABE-ABLE Maximus		VIK	* 12.73	12.75	* 12.19	24.92	193.10	+ 31.75
14	53		2001	U16	(14)	REYNOLDS Joshua		NOR	* 12.95	13.14	* 12.72	25.67	220.58	- 73.78
15	58		2000	U16	(15)	BYE Matthew		VIK	14.68	* 13.91	* 13.74	27.65	293.13	- 55.51
16	54		2001	U16	(16)	MARTIN Karl		VIK	* 13.78		* 13.98	27.76	297.16	- 11.67
17	76		2001	U16	(17)	STONE Thomas		VIK	15.58	* 14.46	* 15.11	29.57	363.48	-
18	63		2000	U16	(18)	DARLINGTON Alexander		WGC		* 16.11	* 15.19	31.30	426.87	- 153.43
19	70		2000	U16	(19)	HADDEN Jack		HEM	18.42	* 16.92	* 16.71	33.63	512.24	-

Did Not Start - Run-1 (1)

84		22056	2000	U16		SCHLOTE Harry		HEM						
----	--	-------	------	-----	--	---------------	--	-----	--	--	--	--	--	--

Did Not Finish - Run-1 (1)

63		2000	U16			DARLINGTON Alexander		WGC		* 16.11	* 15.19			
----	--	------	-----	--	--	----------------------	--	-----	--	---------	---------	--	--	--

Did Not Start - Run-2 (1)

84		22056	2000	U16		SCHLOTE Harry		HEM						
----	--	-------	------	-----	--	---------------	--	-----	--	--	--	--	--	--

Disqualified - Run-2 (1)

54		2001	U16			MARTIN Karl		VIK	* 13.78		* 13.98			
----	--	------	-----	--	--	-------------	--	-----	---------	--	---------	--	--	--

Did Not Start - Run-3 (1)

84		22056	2000	U16		SCHLOTE Harry		HEM						
----	--	-------	------	-----	--	---------------	--	-----	--	--	--	--	--	--

EASTERN REGION SNOWSPORTS ASSOCIATION 2015

Welwyn "Team Evolution" Summer League

Special Slalom - Female & Male

ERSA Summer League - Final Ranking - Points

Rank	Bib.	RegNo	Year	Cat	(Rank)	Name	Club	Run-1	Run-2	Run-3	Time	Points	Perf
++ Under 18 - Girls ++														
1	138	19712	1999	U18	(1)	BOTY Carys		HEM	11.70	* 11.23	* 11.47	22.70	63.13	+ 34.23
2	96	19498	1999	U18	(2)	LILLYWHITE Alexandra		VIK	12.12	* 11.48	* 11.34	22.82	67.27	+ 52.44
3	104		1999	U18	(3)	DURANT Antonia		VIK	11.55	* 11.51	* 11.75	23.26	82.45	+ 16.17
4	101		1999	U18	(4)	MCCABE-ABLE Scarlett		VIK	11.75	* 11.73	* 11.54	23.27	82.80	+ 2.88
5	111		1999	U18	(5)	DEREVE Emma		VIK	* 12.07	12.13	* 11.68	23.75	99.36	- 14.89
6	98	19235	1999	U18	(6)	ROYAL Natasha		VIK	12.19	* 12.19	* 11.68	23.87	103.50	+ 67.94
7	117		1999	U18	(7)	TURNER Lucy-May		VIK	13.30	* 12.91	* 12.78	25.69	166.29	+ 16.62
8	115		1999	U18	(8)	HAWES Claudia		NOR	13.47	* 13.04	* 12.91	25.95	175.26	+ 45.74
9	116		1999	U18	(9)	BLYTH Charlotte		HEM	13.38	* 13.09	* 12.89	25.98	176.29	+ 39.22
10	112		1999	U18	(10)	BELGER Hattie		HEM	12.66	* 12.32	* 16.48	28.80	273.58	+ 150.82
11	123		1999	U18	(11)	ELPHICK Alex		ESX	17.94	* 16.48	* 16.12	32.60	404.68	+ 139.24
12	107	22049	1999	U18	(12)	PETERSON Amy		HEM	12.68	* 11.98	* 41.99	53.97	1141.93	+ 1050.18

Did Not Start - Run-1 (1)

100		1999	U18		BARDER Beatrice		HEM
-----	--	------	-----	--	-----------------	---	-----










Did Not Start - Run-2 (1)

100		1999	U18		BARDER Beatrice		HEM
-----	--	------	-----	--	-----------------	---	-----

Did Not Start - Run-3 (1)

100		1999	U18		BARDER Beatrice		HEM
-----	--	------	-----	--	-----------------	---	-----

++ Under 18 - Boys ++

1	5	21119	1999	U18	(1)	DAVIES Harry		NOR	10.36	* 10.12	* 10.49	20.61	35.18	- 11.40
2	9	22166	1999	U18	(2)	HOLMES Thomas		NOR	10.91	* 10.45	* 10.38	20.83	43.24	- 0.43
3	19	18809	1999	U18	(3)	FENELEY William		NOR	10.78	* 10.50	* 10.42	20.92	46.53	- 27.98
4	14	19854	1999	U18	(4)	BINGHAM Jonathan		ESX	* 10.58	10.62	* 10.40	20.98	48.73	+ 20.34
5	16	21218	1998	U18	(5)	BRESKAL Bailey		WGC	10.87	* 10.63	* 10.49	21.12	53.86	- 9.69
6	12	19639	1998	U18	(6)	BARTON Daniel		HEM	* 10.86	10.97	* 10.63	21.49	67.42	+ 55.10
7	23		1999	U18	(7)	CHILDS Lewis		WGC	11.09	* 10.96	* 10.72	21.68	74.38	- 12.18
8	25		1998	U18	(8)	LEVENE Harry		VIK	12.06	* 11.81	* 11.36	23.17	128.98	+ 32.51
9	43		1999	U18	(9)	DEWSON Oliver		NOR	12.52	* 11.86	* 11.85	23.71	148.76	- 18.10
10	30		1999	U18	(10)	CASSIDY Cameron		VIK	12.42	* 12.18	* 12.08	24.26	168.92	+ 33.50
11	36		1999	U18	(11)	CASSIDY Finlay		VIK	12.97	* 12.32	* 12.06	24.38	173.31	+ 24.38
12	42		1999	U18	(12)	HEARNEY Christopher		NOR	12.99	* 12.35	* 12.27	24.62	182.11	+ 18.77
13	85		1999	U18	(13)	BARDETTI Gianluca		HEM		* 13.11	* 12.57	25.68	220.95	- 5.31
14	31		1998	U18	(14)	SYDER James		NOR		* 13.24	* 13.31	26.55	252.82	+ 114.30
15	52		1999	U18	(15)	RATCLIFFE Josh		NOR	13.92	* 13.74	* 12.99	26.73	259.42	- 23.41
16	59		1999	U18	(16)	BURNETT Alex		WGC	15.25	* 14.62	* 14.32	28.94	340.40	- 10.00

Did Not Finish - Run-1 (1)

31		1998	U18		SYDER James		NOR		* 13.24	* 13.31
----	--	------	-----	--	-------------	---	-----	--	---------	---------

Disqualified - Run-1 (1)

85		1999	U18		BARDETTI Gianluca		HEM		* 13.11	* 12.57
----	--	------	-----	--	-------------------	---	-----	--	---------	---------

++ Under 21 - Ladies ++



1	99	19016	1995	U21	(1)	SKIPPER Sophie		NOR	* 10.94	10.95	* 10.98	21.92	36.22	+ 31.40
---	----	-------	------	-----	-----	----------------	---	-----	---------	-------	---------	--------------	-------	---------

EASTERN REGION SNOWSPORTS ASSOCIATION 2015

Welwyn "Team Evolution" Summer League

Special Slalom - Female & Male

ERSA Summer League - Final Ranking - Points

Rank	Bib.	RegNo	Year	Cat	(Rank)	Name	Club	Run-1	Run-2	Run-3	Time	Points	Perf
2	94	20139	1997	U21	(2)	COE Megan		NOR	11.71	* 11.21	* 10.91	22.12	43.12	+ 41.03
3	133		1996	U21	(3)	SURIYANON Siriya		VIK	* 15.45	19.13	* 14.23	29.68	303.94	-

Did Not Start - Run-1 (1)

95		1997	U21			DURANT Ella		VIK						
----	--	------	-----	--	--	-------------	---	-----	--	--	--	--	--	--

Did Not Start - Run-2 (1)

95		1997	U21			DURANT Ella		VIK						
----	--	------	-----	--	--	-------------	---	-----	--	--	--	--	--	--

Did Not Start - Run-3 (1)

95		1997	U21			DURANT Ella		VIK						
----	--	------	-----	--	--	-------------	---	-----	--	--	--	--	--	--

++ Under 21 - Men ++

1	11	20293	1996	U21	(1)	CLAYTON Adam		NOR	9.96	* 9.91	* 9.74	19.65	0.00	- 7.28
2	10	14899	1995	U21	(2)	MERCER Patrick		NOR	10.39	* 10.11	* 10.01	20.12	17.22	+ 6.50
2	2	20628	1997	U21	(2)	RICHARDSON Thomas		NOR	* 10.01	10.21	* 10.11	20.12	17.22	+ 14.38
4	13	18661	1997	U21	(4)	WARMINGTON Richard		HEM	10.65	* 10.43	* 10.21	20.64	36.27	+ 6.08
5	8	18810	1997	U21	(5)	FENELEY Luke		NOR	10.58	* 10.44	* 10.54	20.98	48.73	+ 33.19
6	3		1996	U21	(6)	REIDY Luca		HEM	10.84	* 10.58	* 10.52	21.10	53.13	+ 11.44
7	7	19713	1997	U21	(7)	BOTY Harry		HEM	10.62	* 10.39	* 10.81	21.20	56.79	+ 18.71
8	20		1997	U21	(8)	OLIVER Ryan		NOR	12.20	* 11.65	* 11.53	23.18	129.34	+ 49.69
9	40		1996	U21	(9)	GENTLE Daniel		NOR	12.53	* 12.25	* 12.25	24.50	177.71	+ 19.42
10	48	19696	1996	U21	(10)	CUTHBERT Daryl		VIK	* 13.87	13.91	* 13.46	27.33	281.40	+ 89.73




++ Senior/Masters 1 - Ladies ++

1	128		1984	SM1	(1)	EDWARDS Donna		VIK	21.12	* 20.25	* 19.94	40.19	666.53	+ 316.38
---	-----	--	------	-----	-----	---------------	---	-----	-------	---------	---------	--------------	--------	----------

++ Senior/Masters 1 - Men ++

1	6	18629	1993	SM1	(1)	MOLLOY Daniel		NOR	9.94	* 9.75	* 10.12	19.87	8.06	+ 11.55
2	22	19132	1994	SM1	(2)	HUTCHINGS Michael		WGC	10.95	* 10.58	* 10.38	20.96	48.00	- 37.74
3	37		1992	SM1	(3)	LEWIS-TAYLOR Mark		NOR	11.04	* 10.75	* 10.63	21.38	63.39	- 86.18
4	44	22138	1987	SM1	(4)	BELLAMY Edward		NOR	13.64	* 13.10	* 12.68	25.78	224.61	+ 48.70
5	82		1978	SM1	(5)	GREEN Stuart		HEM	14.48	* 14.05	* 13.95	28.00	305.95	+ 116.86

++ Masters 2/Masters 3 - Ladies ++

1	103	14159	1970	M23	(1)	ANDERSON Beverley		VIK	11.91	* 11.73	* 12.19	23.92	105.22	+ 47.81
2	109	20742	1971	M23	(2)	SAMPSON Melissa		NOR	* 12.56	12.59	* 12.22	24.78	134.89	+ 36.56
3	121	20178	1967	M23	(3)	DEIGHTON Avelline		HEM	17.40	* 16.03	* 16.04	32.07	386.39	+ 187.97

++ Masters 2/Masters 3 - Men ++





1	64	10596	1963	M23	(1)	BUNTON Paul		CHT	11.67	* 11.50	* 11.39	22.89	118.72	-
2	28	22220	1966	M23	(2)	HOLMES Peter		NOR	12.32	* 11.81	* 11.45	23.26	132.27	+ 25.28
3	29		1965	M23	(3)	SINEY Rick		BAS	12.07	* 11.61	* 11.67	23.28	133.01	+ 21.45
4	26	13217	1968	M23	(4)	SHARP Anthony		HEM	11.95	* 11.74	* 11.56	23.30	133.74	+ 36.24

EASTERN REGION SNOWSPORTS ASSOCIATION 2015

Welwyn "Team Evolution" Summer League

Special Slalom - Female & Male

ERSA Summer League - Final Ranking - Points

Rank	Bib.	RegNo	Year	Cat	(Rank)	Name	Club	Run-1	Run-2	Run-3	Time	Points	Perf
5	27	10372	1959	M23	(5)	ANDERSON Christopher		VIK	12.55	* 12.48	* 12.26	24.74	186.50	+ 80.58
6	34		1967	M23	(6)	SYDER Mark		NOR	12.65	* 12.64	* 12.24	24.88	191.63	+ 49.92
7	33		1967	M23	(7)	DURANT Jim		VIK	12.78	* 12.49	* 12.61	25.10	199.69	+ 58.94
8	46		1966	M23	(8)	GARRETT Mike		NOR	13.68	* 13.05	* 13.17	26.22	240.73	+ 57.65
9	47		1941	M23	(9)	SMITH Michael		BAS	13.81	* 13.71	* 13.28	26.99	268.95	+ 83.22
10	60		1958	M23	(10)	HEYMOZ Andre'		WGC	14.43	* 14.04	* 14.14	28.18	312.55	- 55.69
11	55		1955	M23	(11)	DANBURY Mike		WGC	14.37	* 14.29	* 14.26	28.55	326.11	+ 10.88
12	86		1973	M23	(12)	BARDETTI Marco		HEM	15.30	* 14.55	* 14.16	28.71	331.97	+ 77.27
13	61		1971	M23	(13)	TURNER Oilly		HEM	* 14.47		* 14.28	28.75	333.44	- 62.42
14	57		1960	M23	(14)	CAMPBELL Stephen		WGC	15.12	* 14.77	* 14.42	29.19	349.56	+ 1.87
15	56		1956	M23	(15)	BRADLEY Stephen		HEM	* 15.50	16.00	* 15.85	31.35	428.70	+ 105.55

Disqualified - Run-2 (1)

	61		1971	M23		TURNER Oilly		HEM	* 14.47		* 14.28			
--	----	--	------	-----	--	--------------	---	-----	---------	--	---------	--	--	--