





































## ERSA Schools Championship Event 2015




















### === Junior's ===

#### Special Slalom

#### Final Results - Competition

Bib.	Yr	Cat	Name	School	====	Team	Run 1	Run 2	
<b>1 - Norwich Sch.</b>							<b>Total time: 1:39.01</b>		
81	5	U12	OGDEN Alex	Norwich Sch.	 NORWICH SCH	NS1	15.45	15.23	
82	5	U12	WALES Jonathan	Norwich Sch.	 NORWICH SCH	NS1	17.40	17.22	
83	6	U12	COLLEN Hamish	Norwich Sch.	 NORWICH SCH	NS1	19.40	19.12	
84	6	U12	FISHER Harvey	Norwich Sch.	 NORWICH SCH	NS1	17.00	16.71	
<b>2 - Littlegarth Sch.</b>							<b>Total time: 1:58.10</b>		
53	5	U12	KING Emily-Jane	Littlegarth Sch.	 LG1	LG1	19.79	19.27	
54	5	U12	MANN Madeleine	Littlegarth Sch.	 LG1	LG1		17.77	
55	5	U12	BARTLETT Honor	Littlegarth Sch.	 LG1	LG1	17.54	18.08	
56	6	U12	ROBINSON Mary	Littlegarth Sch.	 LG1	LG1			
112	5	U12	MAGUIRE Mia	Littlegarth Sch.	 LG2	LG2	25.82	26.70	
113	4	U10	ROBINSON Eliza	Littlegarth Sch.	 LG2	LG2	25.65	25.75	
114	4	U10	WINDRIDGE Samuel	Littlegarth Sch.	 LG2	LG2	25.68	25.01	
115	5	U12	VICOS Amelia	Littlegarth Sch.	 LG2	LG2		24.93	
<b>3 - Aldwickbury</b>							<b>Total time: 2:05.32</b>		
64	6	U12	HINE Harry	Aldwickbury	 AW4	AW4	23.54	22.63	
65	6	U12	DAWES Jonty	Aldwickbury	 AW4	AW4	19.30		
66	5	U12	KILPATRICK Max	Aldwickbury	 AW4	AW4	18.42		
67	6	U12	CREE Alistair	Aldwickbury	 AW4	AW4			
71	5	U12	WALTER Jasper	Aldwickbury	 AW5	AW5		21.55	
72	5	U12	WILSON William	Aldwickbury	 AW5	AW5		20.95	
73	4	U10	WILSON George	Aldwickbury	 AW5	AW5	24.10	22.55	
74	5	U12	MACKIE Patrick	Aldwickbury	 AW5	AW5		21.56	
<b>4 - Rollesby Primary Sch.</b>							<b>Total time: 2:06.95</b>		
100	6	U12	DADE Tommy	Rollesby Primary Sch.	 RP1	RP1	14.99	14.53	
101	4	U10	HINTON Charlotte	Rollesby Primary Sch.	 RP1	RP1		32.25	
102	3	U10	DADE Jake	Rollesby Primary Sch.	 RP1	RP1	16.43		
103	3	U10	PERKINS Lily	Rollesby Primary Sch.	 RP1	RP1	24.52	24.23	
<b>5 - Ipswich High Sch.</b>							<b>Total time: 2:07.08</b>		
3	5	U12	DUFF Amber	Ipswich High Sch.	 Ipswich High Sch for Girls	IND	28.28	24.76	
41	6	U12	EDMUNDS Lottie	Ipswich High Sch.	 Ipswich High Sch for Girls	IH1	23.43	23.07	
42	5	U12	PITT Ella	Ipswich High Sch.	 Ipswich High Sch for Girls	IH1	25.04	24.02	
43	6	U12	BENBOW Lottie	Ipswich High Sch.	 Ipswich High Sch for Girls	IH1	22.95	21.23	
44	4	U10	TWEEDY Petra	Ipswich High Sch.	 Ipswich High Sch for Girls	IH1	17.96	18.44	
60	5	U12	EMMERSON Niamh	Ipswich High Sch.	 Ipswich High Sch for Girls	IH2	24.01	23.80	
61	6	U12	WILDBORE Ashleigh	Ipswich High Sch.	 Ipswich High Sch for Girls	IH2	28.81	30.56	

Bib.	Yr	Cat	Name	School	====	Team	Run 1	Run 2	
62	3	U10	WORSFOLD Evie	Ipswich High Sch.		IH2	25.94		
63	6	U12	PLANT Kitty	Ipswich High Sch.		IH2	25.02	24.62	
<b>6 - Stoke Holy Cross Primary Sch.</b>							<b>Total time: 2:08.95</b>		
104	5	U12	PARKER Travis	Stoke Holy Cross Primary Sch.		SH1	16.56	16.80	
105	5	U12	WOODFORD GROGAN Theo	Stoke Holy Cross Primary Sch.		SH1	23.51	21.33	
106	5	U12	YUILL Millie	Stoke Holy Cross Primary Sch.		SH1		24.31	
107	5	U12	KINGSLAND Miles	Stoke Holy Cross Primary Sch.		SH1	26.44	26.79	
<b>7 - Town Close House</b>							<b>Total time: 2:09.43</b>		
37	5	U12	GOODWIN Martha	Town Close House		TC1	28.21	26.06	
38	5	U12	PHILPOTT Gaby	Town Close House		TC1	27.05	25.35	
39	5	U12	INGHAM Lucy	Town Close House		TC1	27.26	26.18	
40	5	U12	WATSON Jemima	Town Close House		TC1	25.59	23.89	
49	6	U12	MILLER Jemima	Town Close House		TC4	26.86	27.09	
50	6	U12	HALLAM Lila	Town Close House		TC4	29.67	26.63	
51	6	U12	DAVIES Alexandra	Town Close House		TC4	1:00.92	29.64	
52	6	U12	FORD Daisy	Town Close House		TC4	27.41	26.17	
68	5	U12	ALSTON Charles	Town Close House		TC5	24.13	28.11	
69	5	U12	SHIPPAM Bertie	Town Close House		TC5		25.03	
70	5	U12	MORRIS Friedrich	Town Close House		TC5	22.32	21.82	
75	5	U12	WOLMARANS Morgan	Town Close House		TC2	26.78	26.45	
76	5	U12	CHAUHAN Rohan	Town Close House		TC2		19.33	
77	6	U12	MORRIS George	Town Close House		TC2	21.03	21.11	
78	6	U12	RYAN Harry	Town Close House		TC3	24.92	27.74	
79	6	U12	ALDOUS Charles	Town Close House		TC3	25.55	24.78	
80	6	U12	IACCARINO Rocco	Town Close House		TC3	25.64	24.00	
85	6	U12	NICHOLSON Titus	Town Close House		TC6	23.98		
86	6	U12	INGRAM Henry	Town Close House		TC6	23.82	23.59	
87	6	U12	RUSHTON Ethan	Town Close House		TC6	26.10	25.38	
<b>8 - Howe Green House Sch.</b>							<b>Total time: 2:10.19</b>		
108	6	U12	MACKENNA Angus	Howe Green House Sch.		HG2	24.57	24.72	
109	4	U10	SMITH Joseph	Howe Green House Sch.		HG2	25.55	25.56	
110	5	U12	HUTLEY Oliver	Howe Green House Sch.		HG2			
111	5	U12	OAKES Lily	Howe Green House Sch.		HG2	25.87	26.46	
116	5	U12	MILLS Lawrence	Howe Green House Sch.		HG1	16.86	16.78	
117	5	U12	PERRY Georgie	Howe Green House Sch.		HG1	25.83	27.27	
118	5	U12	PERRY Charlotte	Howe Green House Sch.		HG1	23.64	23.62	
119	4	U10	MORRELL Jack	Howe Green House Sch.		HG1			
<b>9 - Abbot's Hill Prep</b>							<b>Total time: 2:11.43</b>		
30	4	U10	BELL Matilda	Abbot's Hill Prep		AB6	24.65	24.07	
31	4	U10	AYYILDIZ Aleyna	Abbot's Hill Prep		AB6	23.26		
32	4	U10	HOLNESS Lois	Abbot's Hill Prep		AB6	29.22	28.17	
45	6	U12	MCCABE Millie	Abbot's Hill Prep		AB5	19.03	18.81	
46	6	U12	MOLYNEUX Katie	Abbot's Hill Prep		AB5	23.49	23.39	
47	6	U12	TWEEDIE Daisy	Abbot's Hill Prep		AB5		26.76	
48	6	U12	WALKER Millie	Abbot's Hill Prep		AB5	24.79	23.45	











Bib.	Yr	Cat	Name	School	====	Team	Run 1	Run 2	
<b>10 - Mulbarton Junior Sch.</b>							<b>Total time: 2:15.48</b>		
88	6	U12	SMITH Flori	Mulbarton Junior Sch.		MB1	21.48	20.88	
89	4	U10	SMITH Rosie	Mulbarton Junior Sch.		MB1	24.14	23.01	
90	5	U12	BEESON Elliott	Mulbarton Junior Sch.		MB1	23.55	22.42	
91	4	U10	FERGUSON James	Mulbarton Junior Sch.		MB1			
<b>11 - Berkhamsted Sch.</b>							<b>Total time: 2:19.25</b>		
57	6	U12	BAYLIS Arabella	Berkhamsted Sch.		BH3	21.32	20.68	
58	6	U12	SWINBURN Camilla	Berkhamsted Sch.		BH3	26.62	26.13	
59	6	U12	MASTERS-STEVENS Claudia	Berkhamsted Sch.		BH3	22.83	21.67	
<b>12 - Laxton Junior Sch.</b>							<b>Total time: 2:20.69</b>		
96	6	U12	JONES Charlotte	Laxton Junior Sch.		LJ1	21.41	20.63	
97	6	U12	RATCLIFFE Harvey	Laxton Junior Sch.		LJ1	23.21	22.81	
98	6	U12	WHITE Lally	Laxton Junior Sch.		LJ1	28.00	25.78	
99	5	U12	WORTHINGTON Harry	Laxton Junior Sch.		LJ1	33.95	24.63	
<b>13 - Hamilton Primary</b>							<b>Total time: 3:13.20</b>		
33	4	U10	WHITLEY Agi	Hamilton Primary		HP2			
34	4	U10	THORPE Eddie	Hamilton Primary		HP2	1:07.00	30.54	
35	4	U10	JELPIDIFOROV Eric	Hamilton Primary		HP2	20.92		
36	4	U10	SHERLOCK Ruby	Hamilton Primary		HP2	28.75	27.76	
92	5	U12	WEST Josh	Hamilton Primary		HP1			
93	6	U12	SHERLOCK Max	Hamilton Primary		HP1	25.71	59.52	
94	6	U12	WHITLEY Lola	Hamilton Primary		HP1			
95			TBC TBC	Hamilton Primary		HP1			

## ERSA Schools Championship Event 2015





### === Seniors ===

#### Special Slalom

#### Final Results - Competition

Bib.	Yr	Cat	Name	School	====	Team	Run 1	Run 2
<b>1 - Norwich Sch.</b>							<b>Total time: 1:26.64</b>	
147	9	U16	COLLEN Grace	Norwich Sch.	 NORWICH SCH	IND	17.86	17.89
151	9	U16	LUCK Jemma	Norwich Sch.	 NORWICH SCH	IND		
265	10	U16	WALES Joseph	Norwich Sch.	 NORWICH SCH	NS3	15.87	15.60
266	9	U16	WARSOP Rowen	Norwich Sch.	 NORWICH SCH	NS3	16.13	16.27
267	12	U19	LUCK Ben	Norwich Sch.	 NORWICH SCH	NS3	14.64	14.41
268	13	U19	CLAYTON Adam	Norwich Sch.	 NORWICH SCH	NS3	13.05	13.07
<b>2 - Northgate High Sch.</b>							<b>Total time: 1:32.18</b>	
273	11	U19	DAVIES Harry	Northgate High Sch.		NG1	13.73	13.68
274	10	U16	CHASE Amber	Northgate High Sch.		NG1	18.01	17.90
275	10	U16	HOWE Charlie	Northgate High Sch.		NG1	14.39	14.47
<b>3 - Berkhamsted Sch.</b>							<b>Total time: 1:33.77</b>	
133	7	U14	KAPADIA Alex	Berkhamsted Sch.		IND		20.94
148	10	U16	HADDEN Jack	Berkhamsted Sch.		IND	23.45	20.56
206	9	U16	SWINBURN Claudia	Berkhamsted Sch.		BH2	27.55	
207	8	U14	MASTERS-STEVENS Saskia	Berkhamsted Sch.		BH2	23.46	22.26
208	8	U14	PRIESTLEY Charlotte	Berkhamsted Sch.		BH2	25.21	
209	8	U14	SCRANAGE-HARRISON Eleanor	Berkhamsted Sch.		BH2	15.89	15.56
261	7	U14	NEWTON Charlie	Berkhamsted Sch.		BH1	17.38	17.17
262	11	U19	PARSEY James	Berkhamsted Sch.		BH1		16.20
263	10	U16	NEWTON William	Berkhamsted Sch.		BH1	15.53	14.91
264	12	U19	PARSEY Michael	Berkhamsted Sch.		BH1	16.17	15.71
<b>4 - Copleston High Sch.</b>							<b>Total time: 1:35.00</b>	
269	9	U16	TROUNG Aaron	Copleston High Sch.		CP1	14.04	13.80
270	11	U19	CASSIDY Cameron	Copleston High Sch.		CP1	16.76	16.68
271	11	U19	CASSIDY Finlay	Copleston High Sch.		CP1	16.84	16.88
272	11	U19	CASSIDY Ethan	Copleston High Sch.		CP1		
<b>5 - Ipswich High Sch.</b>							<b>Total time: 1:35.55</b>	
165	8	U14	SHELLEY Madeline	Ipswich High Sch.		IH3	19.39	18.98
166	7	U14	ELLIFF Alexa	Ipswich High Sch.		IH3	19.30	19.94
167	7	U14	ASHE Daisy	Ipswich High Sch.		IH3	35.16	
168	7	U14	SHELLEY Annie	Ipswich High Sch.		IH3	18.76	19.32
217	10	U16	DEREVE Emma	Ipswich High Sch.		IH4	16.89	16.39
218	10	U16	BLACK Mimi	Ipswich High Sch.		IH4	24.35	23.01
219	8	U14	LAVENE Grace	Ipswich High Sch.		IH4	16.69	16.07
220	10	U16	MCCABE-ABEL Scarlett	Ipswich High Sch.		IH4	16.55	16.16



Bib.	Yr	Cat	Name	School	====	Team	Run 1	Run 2
257	11	U19	DURANT Antonia	Ipswich High Sch.		IH5	15.47	29.41
258	8	U14	WHYTOCK JoJo	Ipswich High Sch.		IH5	26.39	25.67
259	11	U19	ROYAL Natasha	Ipswich High Sch.		IH5	16.01	15.66
260	12	U19	DURRANT Ella	Ipswich High Sch.		IH5	19.70	15.79

## 6 - Woodbridge Sch.

Total time: 1:37.40

157	7	U14	BOWERS Charlotte	Woodbridge Sch.		WB3		22.18
158	7	U14	TURNER Beth	Woodbridge Sch.		WB3	19.06	18.71
159	8	U14	EVANS Christine	Woodbridge Sch.		WB3		
160	7	U14	NEWTON Zoe	Woodbridge Sch.		WB3	23.78	23.79
184	7	U14	BARTLETT Arthur	Woodbridge Sch.		WB4	18.29	17.97
185	8	U14	RUFFORD George	Woodbridge Sch.		WB4		23.13
186	7	U14	TETLEY Charles	Woodbridge Sch.		WB4	23.67	21.93
195	8	U14	FOSTER Callum	Woodbridge Sch.		WB5	26.47	25.45
196	7	U14	NICHOLSON Harry	Woodbridge Sch.		WB5	25.25	58.21
197	8	U14	TOMLINSON Louis	Woodbridge Sch.		WB5		
198	8	U14	MAYHEW Charlie	Woodbridge Sch.		WB5	50.10	25.82
245	10	U16	BYE Matt	Woodbridge Sch.		WB2	19.11	17.94
246	8	U14	BYE Katherine	Woodbridge Sch.		WB2	19.23	19.23
247	9	U16	BOWERS Jess	Woodbridge Sch.		WB2	19.48	19.84
248	10	U16	NEWMAN Sam	Woodbridge Sch.		WB2	24.91	23.60
276	11	U19	GRANGER Chris	Woodbridge Sch.		WB1	15.79	15.91
277	11	U19	LILLYWHITE Alex	Woodbridge Sch.		WB1	15.57	15.36
278	11	U19	TURNER Lucy-May	Woodbridge Sch.		WB1	17.55	17.22
279	11	U19	BUTTON Alex	Woodbridge Sch.		WB1	27.00	26.24






## 7 - Abbot's Hill








Total time: 1:39.71

137	9	U16	BONE Ellen	Abbot's Hill		IND	24.26	23.53
153	8	U14	BLYTH Helena	Abbot's Hill		AB4		
154	7	U14	SMITH Issie	Abbot's Hill		AB4		21.46
155	7	U14	WILSON Alexa	Abbot's Hill		AB4	22.61	
156	7	U14	NIGHTINGALE Lucy	Abbot's Hill		AB4	25.66	24.62
213	10	U16	DEAN Emily	Abbot's Hill		AB2	16.32	16.27
214	10	U16	RUSSELL Rebecca	Abbot's Hill		AB2	18.87	18.68
215	10	U16	SHREEVES Anna	Abbot's Hill		AB2	17.55	17.54
216	10	U16	GARMENT Hattie	Abbot's Hill		AB2	16.68	17.04
221	10	U16	HAYDEN Amelia	Abbot's Hill		AB3	19.39	19.86
222	10	U16	MELLIS Georgia	Abbot's Hill		AB3	21.18	23.31
223	9	U16	BELL Rosie	Abbot's Hill		AB3	22.35	21.56
224	7	U14	PRICE-JAMES Ina	Abbot's Hill		AB3	21.92	
253	11	U19	BARDER Bea	Abbot's Hill		AB1	18.32	17.69
254	11	U19	BLYTH Charlotte	Abbot's Hill		AB1	16.89	16.51
255	11	U19	SMITH Lauren	Abbot's Hill		AB1	18.17	24.32
256	11	U19	BELGER Hattie	Abbot's Hill		AB1	17.68	17.66

## 8 - St Albans Sch.













Total time: 1:46.65

134	12	U19	PRITCHARD Ellie	St Albans Sch.		IND	21.00	20.29
187	8	U14	MCCABE Conor	St Albans Sch.		SA2	21.31	19.71
188	8	U14	HOOLE Matt	St Albans Sch.		SA2	23.81	22.62
189	8	U14	RYAN Stratford	St Albans Sch.		SA2	20.06	19.11
190	8	U14	COX Charles	St Albans Sch.		SA2		

Bib.	Yr	Cat	Name	School	====	Team	Run 1	Run 2
199	8	U14	RAYNER Matthew	St Albans Sch.		SA3	22.87	22.04
200	8	U14	BEAL Eddie	St Albans Sch.		SA3	23.33	23.44
201	8	U14	HACKETT Ben	St Albans Sch.		SA3	25.87	23.68
229	9	U16	RHYDDERCH Louis	St Albans Sch.		SA1	17.42	19.80
230	9	U16	LOUCAIDES Ed	St Albans Sch.		SA1		16.69
231	9	U16	FROST Sam	St Albans Sch.		SA1	17.08	16.29
232	10	U16	HEAP Louis	St Albans Sch.		SA1		









9 - New Hall Sch.

Total time: 1:47.75

202	7	U14	MCLEISH Emily	New Hall Sch.		NH1	19.13	19.48
203	8	U14	MARTIN Alex	New Hall Sch.		NH1	18.41	
204	8	U14	MARTIN Joe	New Hall Sch.		NH1	17.99	17.80
205	8	U14	HARDING Luke	New Hall Sch.		NH1		20.07
241	9	U16	MCLEISH Alice	New Hall Sch.		NH2	17.68	17.79
242	10	U16	PARRY Meryn	New Hall Sch.		NH2	20.25	19.08
243	9	U16	BRAND Ethan	New Hall Sch.		NH2		22.13
244	9	U16	HUGHES Tom	New Hall Sch.		NH2	18.87	18.08
249	9	U16	SPRIGGS Charlize	New Hall Sch.		NH3	27.34	25.49
250	8	U14	GOULD Lauren	New Hall Sch.		NH3	21.96	21.29
251	9	U16	PETROCOCHINO Luke	New Hall Sch.		NH3		
252	7	U14	SPRIGGS Harriette	New Hall Sch.		NH3	23.36	23.52







10 - Aldwickbury

Total time: 1:48.71

173	8	U14	ROUTLEDGE Sebastian	Aldwickbury		AW1	18.35	17.79
174	7	U14	RHYDDERCH Freddie	Aldwickbury		AW1	18.88	17.92
175	7	U14	LOUCIADES Ollie	Aldwickbury		AW1	18.28	17.87
176	7	U14	WILLIS Fraser	Aldwickbury		AW1	18.50	
191	7	U14	PENDELL Adam	Aldwickbury		AW2	21.90	21.08
192	8	U14	LUCAS Bruno	Aldwickbury		AW2	21.58	19.05
193	8	U14	TUDOR James	Aldwickbury		AW2	20.39	19.62
194	8	U14	VIALOU-CLARK Felix	Aldwickbury		AW2	19.57	20.48









11 - Colchester Royal Grammar Sch.

Total time: 1:51.73

181	8	U14	THOMAS Bertie	Colchester Royal Grammar Sch.		CR2	20.44	20.27
182	7	U14	WINDRIDGE Oliver	Colchester Royal Grammar Sch.		CR2		20.81
183	7	U14	HOLMES Dom	Colchester Royal Grammar Sch.		CR2		22.03
237	10	U16	THOMAS Freddy	Colchester Royal Grammar Sch.		CR1	18.85	18.61
238	8	U14	ELLIFF Luke	Colchester Royal Grammar Sch.		CR1	20.57	19.66
239	9	U16	STONE Tom	Colchester Royal Grammar Sch.		CR1	20.85	20.46
240	9	U16	MCCABE-ABEL Maximus	Colchester Royal Grammar Sch.		CR1	17.34	16.83

12 - Bedford Modern

Total time: 1:51.86
















169	8	U14	BARTON Dominic	Bedford Modern		BM1	17.31	17.24
170	8	U14	DRAKE Joshua	Bedford Modern		BM1		
171	8	U14	WILLIS James	Bedford Modern		BM1		
172	8	U14	FORRESTER Ed	Bedford Modern		BM1	19.91	19.28
225	9	U16	SCHLOTE Harry	Bedford Modern		BM2	19.29	18.83
226	9	U16	WHITEHEAD Harry	Bedford Modern		BM2		
227	9	U16	KENT Sam	Bedford Modern		BM2	22.15	21.35
228	9	U16	DOGRA Josh	Bedford Modern		BM2		









ERSA Schools Championship Event 2015

=== Seniors ===

Special Slalom

Final Results - Competition

Bib.	Yr	Cat	Name	School	====	Team	Run 1	Run 2	
<b>13 - St Albans High Sch. for Girls</b>							<b>Total time: 1:57.46</b>		
143	7	U14	<b>KAUL Tara</b>	St Albans High Sch. for Girls		IND	<b>37.24</b>	<b>30.67</b>	
161	7	U14	<b>MAWSON Carys</b>	St Albans High Sch. for Girls		AH1	<b>20.58</b>	<b>20.40</b>	
162	7	U14	<b>FROST Katie</b>	St Albans High Sch. for Girls		AH1	<b>21.75</b>	<b>20.98</b>	
163	7	U14	<b>GODLEY Juliet</b>	St Albans High Sch. for Girls		AH1	<b>27.53</b>	<b>26.50</b>	
164	8	U14	<b>WARMINGTON Harriet</b>	St Albans High Sch. for Girls		AH1	<b>17.52</b>	<b>17.48</b>	
210	9	U16	<b>WILLIS Annabel</b>	St Albans High Sch. for Girls		AH2	<b>21.28</b>	<b>21.63</b>	
211	10	U16	<b>WILKINS Miranda</b>	St Albans High Sch. for Girls		AH2	<b>21.14</b>	<b>20.34</b>	
<b>14 - City of Norwich Sch.</b>							<b>Total time: 2:00.48</b>		
177	7	U14	<b>HARRIS-SACH Joseph</b>	City of Norwich Sch.		CN1	<b>38.35</b>	<b>37.83</b>	
178	7	U14	<b>MINTER Ned</b>	City of Norwich Sch.		CN1			
179	7	U14	<b>WOODHAM Henry</b>	City of Norwich Sch.		CN1	<b>25.31</b>	<b>24.43</b>	
180	7	U14	<b>SEWELL Seb</b>	City of Norwich Sch.		CN1	<b>19.40</b>	<b>18.90</b>	
233	9	U16	<b>WILLIAMSON Rik</b>	City of Norwich Sch.		CN2			
234	9	U16	<b>WATERFIELD Jon</b>	City of Norwich Sch.		CN2	<b>20.55</b>	<b>19.60</b>	
235	8	U14	<b>HUNTER Rob</b>	City of Norwich Sch.		CN2		<b>24.66</b>	
236	7	U14	<b>TREMLETT Finlay</b>	City of Norwich Sch.		CN2	<b>21.06</b>	<b>20.97</b>	

Bib.	Yr	Cat	Name	School	====	Team	Run 1	Run 2	
<b>1 - Norwich Sch.</b>							<b>Total time: 1:26.64</b>		
147	9	U16	COLLEN Grace	Norwich Sch.		IND	17.86	17.89	
151	9	U16	LUCK Jemma	Norwich Sch.		IND			
265	10	U16	WALES Joseph	Norwich Sch.		NS3	15.87	15.60	
266	9	U16	WARSOP Rowen	Norwich Sch.		NS3	16.13	16.27	
267	12	U19	LUCK Ben	Norwich Sch.		NS3	14.64	14.41	
268	13	U19	CLAYTON Adam	Norwich Sch.		NS3	13.05	13.07	
<b>2 - Northgate High Sch.</b>							<b>Total time: 1:32.18</b>		
273	11	U19	DAVIES Harry	Northgate High Sch.		NG1	13.73	13.68	
274	10	U16	CHASE Amber	Northgate High Sch.		NG1	18.01	17.90	
275	10	U16	HOWE Charlie	Northgate High Sch.		NG1	14.39	14.47	
<b>3 - Berkhamsted Sch.</b>							<b>Total time: 1:33.77</b>		
133	7	U14	KAPADIA Alex	Berkhamsted Sch.		IND		20.94	
148	10	U16	HADDEN Jack	Berkhamsted Sch.		IND	23.45	20.56	
206	9	U16	SWINBURN Claudia	Berkhamsted Sch.		BH2	27.55		
207	8	U14	MASTERS-STEVENS Saskia	Berkhamsted Sch.		BH2	23.46	22.26	
208	8	U14	PRIESTLEY Charlotte	Berkhamsted Sch.		BH2	25.21		
209	8	U14	SCRANAGE-HARRISON Eleanor	Berkhamsted Sch.		BH2	15.89	15.56	
261	7	U14	NEWTON Charlie	Berkhamsted Sch.		BH1	17.38	17.17	
262	11	U19	PARSEY James	Berkhamsted Sch.		BH1		16.20	
263	10	U16	NEWTON William	Berkhamsted Sch.		BH1	15.53	14.91	
264	12	U19	PARSEY Michael	Berkhamsted Sch.		BH1	16.17	15.71	
<b>4 - Copleston High Sch.</b>							<b>Total time: 1:35.00</b>		
269	9	U16	TROUNG Aaron	Copleston High Sch.		CP1	14.04	13.80	
270	11	U19	CASSIDY Cameron	Copleston High Sch.		CP1	16.76	16.68	
271	11	U19	CASSIDY Finlay	Copleston High Sch.		CP1	16.84	16.88	
272	11	U19	CASSIDY Ethan	Copleston High Sch.		CP1			
<b>5 - Ipswich High Sch.</b>							<b>Total time: 1:35.55</b>		
165	8	U14	SHELLEY Madeline	Ipswich High Sch.		IH3	19.39	18.98	
166	7	U14	ELLIFF Alexa	Ipswich High Sch.		IH3	19.30	19.94	
167	7	U14	ASHE Daisy	Ipswich High Sch.		IH3	35.16		
168	7	U14	SHELLEY Annie	Ipswich High Sch.		IH3	18.76	19.32	
217	10	U16	DEREVE Emma	Ipswich High Sch.		IH4	16.89	16.39	
218	10	U16	BLACK Mimi	Ipswich High Sch.		IH4	24.35	23.01	
219	8	U14	LAVENE Grace	Ipswich High Sch.		IH4	16.69	16.07	
220	10	U16	MCCABE-ABEL Scarlett	Ipswich High Sch.		IH4	16.55	16.16	
257	11	U19	DURANT Antonia	Ipswich High Sch.		IH5	15.47	29.41	
258	8	U14	WHYTOCK JoJo	Ipswich High Sch.		IH5	26.39	25.67	
259	11	U19	ROYAL Natasha	Ipswich High Sch.		IH5	16.01	15.66	
260	12	U19	DURRANT Ella	Ipswich High Sch.		IH5	19.70	15.79	
<b>6 - Woodbridge Sch.</b>							<b>Total time: 1:37.40</b>		
157	7	U14	BOWERS Charlotte	Woodbridge Sch.		WB3		22.18	
158	7	U14	TURNER Beth	Woodbridge Sch.		WB3	19.06	18.71	
159	8	U14	EVANS Christine	Woodbridge Sch.		WB3			



















ERSA Schools Championship Event 2015

=== Seniors ===










Special Slalom

Final Results - Competition

Bib.	Yr	Cat	Name	School	====	Team	Run 1	Run 2
160	7	U14	NEWTON Zoe	Woodbridge Sch.		WB3	23.78	23.79
184	7	U14	BARTLETT Arthur	Woodbridge Sch.		WB4	18.29	17.97
185	8	U14	RUFFORD George	Woodbridge Sch.		WB4		23.13
186	7	U14	TETLEY Charles	Woodbridge Sch.		WB4	23.67	21.93
195	8	U14	FOSTER Callum	Woodbridge Sch.		WB5	26.47	25.45
196	7	U14	NICHOLSON Harry	Woodbridge Sch.		WB5	25.25	58.21
197	8	U14	TOMLINSON Louis	Woodbridge Sch.		WB5		
198	8	U14	MAYHEW Charlie	Woodbridge Sch.		WB5	50.10	25.82
245	10	U16	BYE Matt	Woodbridge Sch.		WB2	19.11	17.94
246	8	U14	BYE Katherine	Woodbridge Sch.		WB2	19.23	19.23
247	9	U16	BOWERS Jess	Woodbridge Sch.		WB2	19.48	19.84
248	10	U16	NEWMAN Sam	Woodbridge Sch.		WB2	24.91	23.60
276	11	U19	GRANGER Chris	Woodbridge Sch.		WB1	15.79	15.91
277	11	U19	LILLYWHITE Alex	Woodbridge Sch.		WB1	15.57	15.36
278	11	U19	TURNER Lucy-May	Woodbridge Sch.		WB1	17.55	17.22
279	11	U19	BUTTON Alex	Woodbridge Sch.		WB1	27.00	26.24













7 - Abbot's Hill

Total time: 1:39.71

137	9	U16	BONE Ellen	Abbot's Hill		IND	24.26	23.53
153	8	U14	BLYTH Helena	Abbot's Hill		AB4		
154	7	U14	SMITH Issie	Abbot's Hill		AB4		21.46
155	7	U14	WILSON Alexa	Abbot's Hill		AB4	22.61	
156	7	U14	NIGHTINGALE Lucy	Abbot's Hill		AB4	25.66	24.62
213	10	U16	DEAN Emily	Abbot's Hill		AB2	16.32	16.27
214	10	U16	RUSSELL Rebecca	Abbot's Hill		AB2	18.87	18.68
215	10	U16	SHREEVES Anna	Abbot's Hill		AB2	17.55	17.54
216	10	U16	GARMENT Hattie	Abbot's Hill		AB2	16.68	17.04
221	10	U16	HAYDEN Amelia	Abbot's Hill		AB3	19.39	19.86
222	10	U16	MELLIS Georgia	Abbot's Hill		AB3	21.18	23.31
223	9	U16	BELL Rosie	Abbot's Hill		AB3	22.35	21.56
224	7	U14	PRICE-JAMES Ina	Abbot's Hill		AB3	21.92	
253	11	U19	BARDER Bea	Abbot's Hill		AB1	18.32	17.69
254	11	U19	BLYTH Charlotte	Abbot's Hill		AB1	16.89	16.51
255	11	U19	SMITH Lauren	Abbot's Hill		AB1	18.17	24.32
256	11	U19	BELGER Hattie	Abbot's Hill		AB1	17.68	17.66


8 - St Albans Sch.












Total time: 1:46.65

134	12	U19	PRITCHARD Ellie	St Albans Sch.		IND	21.00	20.29
187	8	U14	MCCABE Conor	St Albans Sch.		SA2	21.31	19.71
188	8	U14	HOOLE Matt	St Albans Sch.		SA2	23.81	22.62
189	8	U14	RYAN Stratford	St Albans Sch.		SA2	20.06	19.11
190	8	U14	COX Charles	St Albans Sch.		SA2		
199	8	U14	RAYNER Matthew	St Albans Sch.		SA3	22.87	22.04
200	8	U14	BEAL Eddie	St Albans Sch.		SA3	23.33	23.44
201	8	U14	HACKETT Ben	St Albans Sch.		SA3	25.87	23.68
229	9	U16	RHYDDERCH Louis	St Albans Sch.		SA1	17.42	19.80
230	9	U16	LOUCAIDES Ed	St Albans Sch.		SA1		16.69
231	9	U16	FROST Sam	St Albans Sch.		SA1	17.08	16.29
232	10	U16	HEAP Louis	St Albans Sch.		SA1		

9 - New Hall Sch.









Total time: 1:47.75

202	7	U14	MCLEISH Emily	New Hall Sch.		NH1	19.13	19.48
-----	---	-----	---------------	---------------	---	-----	-------	-------

Bib.	Yr	Cat	Name	School	====	Team	Run 1	Run 2
203	8	U14	MARTIN Alex	New Hall Sch.		NH1	18.41	
204	8	U14	MARTIN Joe	New Hall Sch.		NH1	17.99	17.80
205	8	U14	HARDING Luke	New Hall Sch.		NH1		20.07
241	9	U16	MCLEISH Alice	New Hall Sch.		NH2	17.68	17.79
242	10	U16	PARRY Meryn	New Hall Sch.		NH2	20.25	19.08
243	9	U16	BRAND Ethan	New Hall Sch.		NH2		22.13
244	9	U16	HUGHES Tom	New Hall Sch.		NH2	18.87	18.08
249	9	U16	SPRIGGS Charlize	New Hall Sch.		NH3	27.34	25.49
250	8	U14	GOULD Lauren	New Hall Sch.		NH3	21.96	21.29
251	9	U16	PETROCOCHINO Luke	New Hall Sch.		NH3		
252	7	U14	SPRIGGS Harriette	New Hall Sch.		NH3	23.36	23.52






## 10 - Aldwickbury

Total time: 1:48.71

173	8	U14	ROUTLEDGE Sebastian	Aldwickbury		AW1	18.35	17.79
174	7	U14	RHYDDERCH Freddie	Aldwickbury		AW1	18.88	17.92
175	7	U14	LOUCIADES Ollie	Aldwickbury		AW1	18.28	17.87
176	7	U14	WILLIS Fraser	Aldwickbury		AW1	18.50	
191	7	U14	PENDELL Adam	Aldwickbury		AW2	21.90	21.08
192	8	U14	LUCAS Bruno	Aldwickbury		AW2	21.58	19.05
193	8	U14	TUDOR James	Aldwickbury		AW2	20.39	19.62
194	8	U14	VIALOU-CLARK Felix	Aldwickbury		AW2	19.57	20.48









## 11 - Colchester Royal Grammar Sch.

Total time: 1:51.73

181	8	U14	THOMAS Bertie	Colchester Royal Grammar Sch.		CR2	20.44	20.27
182	7	U14	WINDRIDGE Oliver	Colchester Royal Grammar Sch.		CR2		20.81
183	7	U14	HOLMES Dom	Colchester Royal Grammar Sch.		CR2		22.03
237	10	U16	THOMAS Freddy	Colchester Royal Grammar Sch.		CR1	18.85	18.61
238	8	U14	ELLIFF Luke	Colchester Royal Grammar Sch.		CR1	20.57	19.66
239	9	U16	STONE Tom	Colchester Royal Grammar Sch.		CR1	20.85	20.46
240	9	U16	MCCABE-ABEL Maximus	Colchester Royal Grammar Sch.		CR1	17.34	16.83







## 12 - Bedford Modern

Total time: 1:51.86

169	8	U14	BARTON Dominic	Bedford Modern		BM1	17.31	17.24
170	8	U14	DRAKE Joshua	Bedford Modern		BM1		
171	8	U14	WILLIS James	Bedford Modern		BM1		
172	8	U14	FORRESTER Ed	Bedford Modern		BM1	19.91	19.28
225	9	U16	SCHLOTE Harry	Bedford Modern		BM2	19.29	18.83
226	9	U16	WHITEHEAD Harry	Bedford Modern		BM2		
227	9	U16	KENT Sam	Bedford Modern		BM2	22.15	21.35
228	9	U16	DOGRA Josh	Bedford Modern		BM2		

## 13 - St Albans High Sch. for Girls

Total time: 1:57.46









143	7	U14	KAUL Tara	St Albans High Sch. for Girls		IND	37.24	30.67
161	7	U14	MAWSON Carys	St Albans High Sch. for Girls		AH1	20.58	20.40
162	7	U14	FROST Katie	St Albans High Sch. for Girls		AH1	21.75	20.98
163	7	U14	GODLEY Juliet	St Albans High Sch. for Girls		AH1	27.53	26.50
164	8	U14	WARMINGTON Harriet	St Albans High Sch. for Girls		AH1	17.52	17.48
210	9	U16	WILLIS Annabel	St Albans High Sch. for Girls		AH2	21.28	21.63
211	10	U16	WILKINS Miranda	St Albans High Sch. for Girls		AH2	21.14	20.34

ERSA Schools Championship Event 2015

=== Seniors ===

Special Slalom

Final Results - Competition

Bib.	Yr	Cat	Name	School	====	Team	Run 1	Run 2	
<b>14 - City of Norwich Sch.</b>							<b>Total time: 2:00.48</b>		
177	7	U14	<b>HARRIS-SACH Joseph</b>	City of Norwich Sch.		CN1	<b>38.35</b>	<b>37.83</b>	
178	7	U14	<b>MINTER Ned</b>	City of Norwich Sch.		CN1			
179	7	U14	<b>WOODHAM Henry</b>	City of Norwich Sch.		CN1	<b>25.31</b>	<b>24.43</b>	
180	7	U14	<b>SEWELL Seb</b>	City of Norwich Sch.		CN1	<b>19.40</b>	<b>18.90</b>	
233	9	U16	<b>WILLIAMSON Rik</b>	City of Norwich Sch.		CN2			
234	9	U16	<b>WATERFIELD Jon</b>	City of Norwich Sch.		CN2	<b>20.55</b>	<b>19.60</b>	
235	8	U14	<b>HUNTER Rob</b>	City of Norwich Sch.		CN2		<b>24.66</b>	
236	7	U14	<b>TREMLETT Finlay</b>	City of Norwich Sch.		CN2	<b>21.06</b>	<b>20.97</b>	