

ERSA Schools Championship Event 2015

=== Junior's ===

Special Slalom

Final Results - Age Groups

COMPETITION JURY

TECHNICAL DELEGATE	WRIGHT Bernard	(ERSA)
CHIEF OF RACE	SHELLY Chris	(ERSA)
REFEREE	JENKINS Janet	(ERSA)
COURSE CHIEF	Norfolk Snowsports Club	

WEATHER

CONDITIONS	Blizzards
SNOW	Deep, Crsp, Even

1st RUN

COURSESETTER	TELLING Paul	(EVO)
FORERUNNERS	- A - SHELLY Madeline	(VIK)
	- B - ROYAL Natasha	(VIK)
	- C - FENELY Luke	(NOR)

2nd RUN

	TELLING Paul	(EVO)
- A -	SHELLY Madeline	(VIK)
- B -	ROYAL Natasha	(VIK)
- C -	FENELY Luke	(NOR)













COURSE	Norfolk Snowsports Centre
START	71 m
FINISH	32 m
DROP	39 m
LENGTH	180 m
HOMOLOGATION	ERSA/15
GATES	15
DIRECTIONS	15
STARTING TIME	1000

	Norfolk Snowsports Centre
	71 m
	32 m
	39 m
	180 m
	ERSA/15
	15
	15
	1000

LIST n°1

Bib.	Yr	Cat	Name	School	====	Team	Run 1	Run 2	Time	Gap
------	----	-----	------	--------	------	------	-------	-------	------	-----

Cat : U10 / Girls

44	4	U10	TWEEDY Petra	Ipswich High Sch.		IH1	17.96	18.44	17.96	
22	4	U10	BLACKWELL Lucy	Kirkstone House Sch.		IND	20.54	19.85	19.85	1.89
16	4	U10	HOOK Ciel	Avenues Junior		IND		20.67	20.67	2.71
89	4	U10	SMITH Rosie	Mulbarton Junior Sch.		MB1	24.14	23.01	23.01	5.05
31	4	U10	AYYILDIZ Aleyna	Abbot's Hill Prep		AB6	23.26		23.26	5.30
30	4	U10	BELL Matilda	Abbot's Hill Prep		AB6	24.65	24.07	24.07	6.11
103	3	U10	PERKINS Lily	Rollesby Primary Sch.		RP1	24.52	24.23	24.23	6.27
113	4	U10	ROBINSON Eliza	Littlegarth Sch.		LG2	25.65	25.75	25.65	7.69
62	3	U10	WORSFOLD Evie	Ipswich High Sch.		IH2	25.94		25.94	7.98
36	4	U10	SHERLOCK Ruby	Hamilton Primary		HP2	28.75	27.76	27.76	9.80
32	4	U10	HOLNESS Lois	Abbot's Hill Prep		AB6	29.22	28.17	28.17	10.21
101	4	U10	HINTON Charlotte	Rollesby Primary Sch.		RP1		32.25	32.25	14.29


Did Not Start - Run 1 (1)

33	4	U10	WHITLEY Agi	Hamilton Primary		HP2				
----	---	-----	-------------	------------------	---	-----	--	--	--	--

Did Not Finish - Run 1 (1)

16	4	U10	HOOK Ciel	Avenues Junior		IND		20.67		
----	---	-----	-----------	----------------	---	-----	--	-------	--	--

Disqualified - Run 1 (1)

101	4	U10	HINTON Charlotte	Rollesby Primary Sch.		RP1		32.25		
-----	---	-----	------------------	-----------------------	---	-----	--	-------	--	--

Did Not Start - Run 2 (1)

33	4	U10	WHITLEY Agi	Hamilton Primary		HP2				
----	---	-----	-------------	------------------	---	-----	--	--	--	--

ERSA Schools Championship Event 2015

=== Junior's ===

Special Slalom


Final Results - Age Groups

Bib.	Yr	Cat	Name	School	====	Team	Run 1	Run 2	Time	Gap
------	----	-----	------	--------	------	------	-------	-------	------	-----















Did Not Finish - Run 2 (1)

31	4	U10	AYYILDIZ Aleyna	Abbot's Hill Prep		AB6	23.26			
----	---	-----	-----------------	-------------------	--	-----	-------	--	--	--


Disqualified - Run 2 (1)

62	3	U10	WORSFOLD Evie	Ipswich High Sch.		IH2	25.94			
----	---	-----	---------------	-------------------	--	-----	-------	--	--	--


Cat : U10 / Boys

102	3	U10	DADE Jake	Rollesby Primary Sch.		RP1	16.43		16.43	
19	4	U10	SINCLAIR Laurence	Orwell Park Sch.		IND	16.70	16.95	16.70	0.27
4	4	U10	SMITH Ben	Somersham Primary Sch.		IND	18.22	17.98	17.98	1.55
2	3	U10	MITCHELL Kieran	Taverham Junior		IND	18.59		18.59	2.16
11	4	U10	HADINGHAM Alex	The Old Sch. Hensted		IND	20.55	20.58	20.55	4.12
35	4	U10	JELPIDIFOROV Eric	Hamilton Primary		HP2	20.92		20.92	4.49
14	4	U10	WEST Jamie	Cedarwood Primary		IND	21.47	21.79	21.47	5.04
20	3	U10	CROSS Keanan	St Felix		IND	22.43	21.96	21.96	5.53
73	4	U10	WILSON George	Aldwickbury		AW5	24.10	22.55	22.55	6.12
23	4	U10	SMITH Evan	Hadleigh Community Primary		IND	25.15	24.89	24.89	8.46
26	4	U10	TANBLIN Tyler	Costessey Junior Sch.		IND	24.94	25.32	24.94	8.51
114	4	U10	WINDRIDGE Samuel	Littlegarth Sch.		LG2	25.68	25.01	25.01	8.58
109	4	U10	SMITH Joseph	Howe Green House Sch.		HG2	25.55	25.56	25.55	9.12
34	4	U10	THORPE Eddie	Hamilton Primary		HP2	1:07.00	30.54	30.54	14.11


Did Not Start - Run 1 (1)

91	4	U10	FERGUSON James	Mulbarton Junior Sch.		MB1				
----	---	-----	----------------	-----------------------	--	-----	--	--	--	--


Did Not Finish - Run 1 (1)

9	4	U10	COZENS Sam	Hetherset VC Junior Sch.		IND				
---	---	-----	------------	--------------------------	--	-----	--	--	--	--

Disqualified - Run 1 (1)

119	4	U10	MORRELL Jack	Howe Green House Sch.		HG1				
-----	---	-----	--------------	-----------------------	--	-----	--	--	--	--

Did Not Start - Run 2 (1)

91	4	U10	FERGUSON James	Mulbarton Junior Sch.		MB1				
----	---	-----	----------------	-----------------------	--	-----	--	--	--	--

Did Not Finish - Run 2 (2)

2	3	U10	MITCHELL Kieran	Taverham Junior		IND	18.59			
---	---	-----	-----------------	-----------------	---	-----	-------	--	--	--

9	4	U10	COZENS Sam	Hetherset VC Junior Sch.		IND				
---	---	-----	------------	--------------------------	--	-----	--	--	--	--


Disqualified - Run 2 (3)

35	4	U10	JELPIDIFOROV Eric	Hamilton Primary		HP2	20.92			
----	---	-----	-------------------	------------------	--	-----	-------	--	--	--


102	3	U10	DADE Jake	Rollesby Primary Sch.		RP1	16.43			
-----	---	-----	-----------	-----------------------	---	-----	-------	--	--	--

119	4	U10	MORRELL Jack	Howe Green House Sch.		HG1				
-----	---	-----	--------------	-----------------------	--	-----	--	--	--	--

Cat : U12 / Girls

55	5	U12	BARTLETT Honor	Littlegarth Sch.		LG1	17.54	18.08	17.54	
----	---	-----	----------------	------------------	---	-----	-------	-------	--------------	--

54	5	U12	MANN Madeleine	Littlegarth Sch.		LG1		17.77	17.77	0.23
----	---	-----	----------------	------------------	---	-----	--	-------	--------------	------

15	6	U12	FRANCIS Mia	Stonham Aspal Primary Sch.		IND	18.19	17.84	17.84	0.30
----	---	-----	-------------	----------------------------	---	-----	-------	-------	--------------	------

6	6	U12	HUGHES Sophie	New Hall Sch.		IND	19.08	18.53	18.53	0.99
---	---	-----	---------------	---------------	--	-----	-------	-------	--------------	------

ERSA Schools Championship Event 2015

=== Junior's ===

Special Slalom

Final Results - Age Groups

Bib.	Yr	Cat	Name	School	====	Team	Run 1	Run 2	Time	Gap
8	6	U12	WEST Sophie	Cedarwood Primary		IND	18.80	18.62	18.62	1.08
45	6	U12	MCCABE Millie	Abbot's Hill Prep		AB5	19.03	18.81	18.81	1.27
53	5	U12	KING Emily-Jane	Littlegarth Sch.		LG1	19.79	19.27	19.27	1.73
96	6	U12	JONES Charlotte	Laxton Junior Sch.		LJ1	21.41	20.63	20.63	3.09
57	6	U12	BAYLIS Arabella	Berkhamsted Sch.		BH3	21.32	20.68	20.68	3.14
88	6	U12	SMITH Flori	Mulbarton Junior Sch.		MB1	21.48	20.88	20.88	3.34
13	6	U12	GROSE Elise	St Francis of Assissi		IND	21.15	21.09	21.09	3.55
43	6	U12	BENBOW Lottie	Ipswich High Sch.		IH1	22.95	21.23	21.23	3.69
59	6	U12	MASTERS-STEVENS Claudia	Berkhamsted Sch.		BH3	22.83	21.67	21.67	4.13
7	6	U12	CROSS Eirinn	St Felix		IND	22.01	21.73	21.73	4.19
41	6	U12	EDMUNDS Lottie	Ipswich High Sch.		IH1	23.43	23.07	23.07	5.53
46	6	U12	MOLYNEUX Katie	Abbot's Hill Prep		AB5	23.49	23.39	23.39	5.85
48	6	U12	WALKER Millie	Abbot's Hill Prep		AB5	24.79	23.45	23.45	5.91
118	5	U12	PERRY Charlotte	Howe Green House Sch.		HG1	23.64	23.62	23.62	6.08
1	5	U12	SAUNDERS Mackenzi	Bealings Primary Sch.		IND	23.77	24.13	23.77	6.23
60	5	U12	EMMERSON Niamh	Ipswich High Sch.		IH2	24.01	23.80	23.80	6.26
40	5	U12	WATSON Jemima	Town Close House		TC1	25.59	23.89	23.89	6.35
42	5	U12	PITT Ella	Ipswich High Sch.		IH1	25.04	24.02	24.02	6.48
106	5	U12	YUILL Millie	Stoke Holy Cross Primary Sch.		SH1		24.31	24.31	6.77
10	6	U12	SIRETT Danielle	New Hall Sch.		IND	25.10	24.58	24.58	7.04
63	6	U12	PLANT Kitty	Ipswich High Sch.		IH2	25.02	24.62	24.62	7.08
3	5	U12	DUFF Amber	Ipswich High Sch.		IND	28.28	24.76	24.76	7.22
115	5	U12	VICOS Amelia	Littlegarth Sch.		LG2		24.93	24.93	7.39
38	5	U12	PHILPOTT Gaby	Town Close House		TC1	27.05	25.35	25.35	7.81
98	6	U12	WHITE Lally	Laxton Junior Sch.		LJ1	28.00	25.78	25.78	8.24
112	5	U12	MAGUIRE Mia	Littlegarth Sch.		LG2	25.82	26.70	25.82	8.28
117	5	U12	PERRY Georgie	Howe Green House Sch.		HG1	25.83	27.27	25.83	8.29
111	5	U12	OAKES Lily	Howe Green House Sch.		HG2	25.87	26.46	25.87	8.33
37	5	U12	GOODWIN Martha	Town Close House		TC1	28.21	26.06	26.06	8.52
58	6	U12	SWINBURN Camilla	Berkhamsted Sch.		BH3	26.62	26.13	26.13	8.59
52	6	U12	FORD Daisy	Town Close House		TC4	27.41	26.17	26.17	8.63
39	5	U12	INGHAM Lucy	Town Close House		TC1	27.26	26.18	26.18	8.64
50	6	U12	HALLAM Lila	Town Close House		TC4	29.67	26.63	26.63	9.09
47	6	U12	TWEEDIE Daisy	Abbot's Hill Prep		AB5		26.76	26.76	9.22
49	6	U12	MILLER Jemima	Town Close House		TC4	26.86	27.09	26.86	9.32
61	6	U12	WILDBORE Ashleigh	Ipswich High Sch.		IH2	28.81	30.56	28.81	11.27
51	6	U12	DAVIES Alexandra	Town Close House		TC4	1:00.92	29.64	29.64	12.10

Did Not Start - Run 1 (3)

18	5	U12	RICE Rebee	St Peters Primary		IND				
24	5	U12	ROW Stella	Heath Primary Sch.		IND				
94	6	U12	WHITLEY Lola	Hamilton Primary		HP1				

Did Not Finish - Run 1 (1)

56	6	U12	ROBINSON Mary	Littlegarth Sch.		LG1				
----	---	-----	---------------	------------------	--	-----	--	--	--	--

Disqualified - Run 1 (4)

47	6	U12	TWEEDIE Daisy	Abbot's Hill Prep		AB5		26.76		
54	5	U12	MANN Madeleine	Littlegarth Sch.		LG1		17.77		
106	5	U12	YUILL Millie	Stoke Holy Cross Primary Sch.		SH1		24.31		
115	5	U12	VICOS Amelia	Littlegarth Sch.		LG2		24.93		

Did Not Start - Run 2 (4)



18	5	U12	RICE Rebee	St Peters Primary		IND				
24	5	U12	ROW Stella	Heath Primary Sch.		IND				

ERSA Schools Championship Event 2015



=== Junior's ===

Special Slalom



Final Results - Age Groups

Bib.	Yr	Cat	Name	School	====	Team	Run 1	Run 2	Time	Gap
56	6	U12	ROBINSON Mary	Littlegarth Sch.		LG1				
94	6	U12	WHITLEY Lola	Hamilton Primary		HP1				





Cat : U12 / Boys

100	6	U12	DADE Tommy	Rollesby Primary Sch.		RP1	14.99	14.53	14.53	
81	5	U12	OGDEN Alex	Norwich Sch.		NS1	15.45	15.23	15.23	0.70
104	5	U12	PARKER Travis	Stoke Holy Cross Primary Sch.		SH1	16.56	16.80	16.56	2.03
84	6	U12	FISHER Harvey	Norwich Sch.		NS1	17.00	16.71	16.71	2.18
116	5	U12	MILLS Lawrence	Howe Green House Sch.		HG1	16.86	16.78	16.78	2.25
82	5	U12	WALES Jonathan	Norwich Sch.		NS1	17.40	17.22	17.22	2.69
21	6	U12	TWEEDY Ben	Ipswich Prep Sch.		IND	17.41	17.64	17.41	2.88
25	5	U12	MARTIN Max	Cathedral Sch. Chelmsford		IND	17.86	17.45	17.45	2.92
66	5	U12	KILPATRICK Max	Aldwickbury		AW4	18.42		18.42	3.89
83	6	U12	COLLEN Hamish	Norwich Sch.		NS1	19.40	19.12	19.12	4.59
65	6	U12	DAWES Jonty	Aldwickbury		AW4	19.30		19.30	4.77
76	5	U12	CHAUHAN Rohan	Town Close House		TC2		19.33	19.33	4.80
17	5	U12	MARSHALL Callum	Cophill Sch.		IND	20.21	19.95	19.95	5.42
72	5	U12	WILSON William	Aldwickbury		AW5		20.95	20.95	6.42
77	6	U12	MORRIS George	Town Close House		TC2	21.03	21.11	21.03	6.50
105	5	U12	WOODFORD GROGAN Theo	Stoke Holy Cross Primary Sch.		SH1	23.51	21.33	21.33	6.80
71	5	U12	WALTER Jasper	Aldwickbury		AW5		21.55	21.55	7.02
74	5	U12	MACKIE Patrick	Aldwickbury		AW5		21.56	21.56	7.03
70	5	U12	MORRIS Friedrich	Town Close House		TC5	22.32	21.82	21.82	7.29
90	5	U12	BEESON Elliott	Mulbarton Junior Sch.		MB1	23.55	22.42	22.42	7.89
64	6	U12	HINE Harry	Aldwickbury		AW4	23.54	22.63	22.63	8.10
97	6	U12	RATCLIFFE Harvey	Laxton Junior Sch.		LJ1	23.21	22.81	22.81	8.28
5	5	U12	PARTLETT-HULSTROM Albie	Boxted St. Peters CofE		IND	23.56	23.15	23.15	8.62
86	6	U12	INGRAM Henry	Town Close House		TC6	23.82	23.59	23.59	9.06
85	6	U12	NICHOLSON Titus	Town Close House		TC6	23.98		23.98	9.45
80	6	U12	IACCARINO Rocco	Town Close House		TC3	25.64	24.00	24.00	9.47
68	5	U12	ALSTON Charles	Town Close House		TC5	24.13	28.11	24.13	9.60
108	6	U12	MACKENNA Angus	Howe Green House Sch.		HG2	24.57	24.72	24.57	10.04
99	5	U12	WORTHINGTON Harry	Laxton Junior Sch.		LJ1	33.95	24.63	24.63	10.10
79	6	U12	ALDOUS Charles	Town Close House		TC3	25.55	24.78	24.78	10.25
78	6	U12	RYAN Harry	Town Close House		TC3	24.92	27.74	24.92	10.39
69	5	U12	SHIPPAM Bertie	Town Close House		TC5		25.03	25.03	10.50
87	6	U12	RUSHTON Ethan	Town Close House		TC6	26.10	25.38	25.38	10.85
93	6	U12	SHERLOCK Max	Hamilton Primary		HP1	25.71	59.52	25.71	11.18
107	5	U12	KINGSLAND Miles	Stoke Holy Cross Primary Sch.		SH1	26.44	26.79	26.44	11.91
75	5	U12	WOLMARANS Morgan	Town Close House		TC2	26.78	26.45	26.45	11.92
27	5	U12	TANBLIN Mitchell	Costessey Junior Sch.		IND	29.53	28.22	28.22	13.69


Did Not Start - Run 1 (2)

92	5	U12	WEST Josh	Hamilton Primary		HP1				
110	5	U12	HUTLEY Oliver	Howe Green House Sch.		HG2				

Did Not Finish - Run 1 (4)

12	6	U12	ALI Dylan	Charsfield Sch.		IND				
67	6	U12	CREE Alistair	Aldwickbury		AW4				
71	5	U12	WALTER Jasper	Aldwickbury		AW5		21.55		
72	5	U12	WILSON William	Aldwickbury		AW5		20.95		

Disqualified - Run 1 (3)



69	5	U12	SHIPPAM Bertie	Town Close House		TC5		25.03		
----	---	-----	----------------	------------------	--	-----	--	-------	--	--

ERSA Schools Championship Event 2015



=== Junior's ===

Special Slalom

Final Results - Age Groups

Bib.	Yr	Cat	Name	School	====	Team	Run 1	Run 2	Time	Gap
74	5	U12	MACKIE Patrick	Aldwickbury		AW5		21.56		
76	5	U12	CHAUHAN Rohan	Town Close House		TC2		19.33		




Did Not Start - Run 2 (2)

92	5	U12	WEST Josh	Hamilton Primary		HP1				
110	5	U12	HUTLEY Oliver	Howe Green House Sch.		HG2				

Did Not Finish - Run 2 (2)

12	6	U12	ALI Dylan	Charsfield Sch.		IND				
65	6	U12	DAWES Jonty	Aldwickbury		AW4	19.30			

Disqualified - Run 2 (3)

66	5	U12	KILPATRICK Max	Aldwickbury		AW4	18.42			
67	6	U12	CREE Alistair	Aldwickbury		AW4				
85	6	U12	NICHOLSON Titus	Town Close House		TC6	23.98			

ERSA Schools Championship Event 2015

=== Seniors ===

Special Slalom

Final Results - Age Groups

COMPETITION JURY

TECHNICAL DELEGATE	WRIGHT Bernard	(ERSA)
CHIEF OF RACE	SHELLY Chris	(ERSA)
REFEREE	JENKINS Janet	(ERSA)
COURSE CHIEF	Norfolk Snowsports Club	

WEATHER

CONDITIONS	Blizzards
SNOW	Deep, Crsp, Even
AIR TEMPERATURE	START : 13.0 °C FINISH : 13.0 °C

1st RUN

COURSESETTER	TROUNG Foo	(VIK)
FORERUNNERS	- A - OGDEN Alex	(NOR)
	- B - DADE Tommy	(NOR)
	- C - FENELY Luke	(NOR)

2nd RUN

	TROUNG Foo	(VIK)
- A -	OGDEN Alex	(NOR)
- B -	DADE Tommy	(NOR)
- C -	FENELY Luke	(NOR)


























COURSE	Norfolk Snowsports Centre
START	71 m
FINISH	32 m
DROP	39 m
LENGTH	180 m
HOMOLOGATION	ERSA/15
GATES	16
DIRECTIONS	16
STARTING TIME	1330

	Norfolk Snowsports Centre
	71 m
	32 m
	39 m
	180 m
	ERSA/15
	16
	16
	1330

LIST n°1

Bib.	Yr	Cat	Name	School	====	Team	Run 1	Run 2	Time	Gap
------	----	-----	------	--------	------	------	-------	-------	------	-----

Cat : U14 / Girls



209	8	U14	SCRANAGE-HARRISON Eleanor	Berkhamsted Sch.		BH2	15.89	15.56	15.56	
219	8	U14	LAVENE Grace	Ipswich High Sch.		IH4	16.69	16.07	16.07	0.51
164	8	U14	WARMINGTON Harriet	St Albans High Sch. for Girls		AH1	17.52	17.48	17.48	1.92
158	7	U14	TURNER Beth	Woodbridge Sch.		WB3	19.06	18.71	18.71	3.15
168	7	U14	SHELLEY Annie	Ipswich High Sch.		IH3	18.76	19.32	18.76	3.20
165	8	U14	SHELLEY Madeline	Ipswich High Sch.		IH3	19.39	18.98	18.98	3.42
202	7	U14	MCLEISH Emily	New Hall Sch.		NH1	19.13	19.48	19.13	3.57
246	8	U14	BYE Katherine	Woodbridge Sch.		WB2	19.23	19.23	19.23	3.67
166	7	U14	ELLIFF Alexa	Ipswich High Sch.		IH3	19.30	19.94	19.30	3.74
161	7	U14	MAWSON Carys	St Albans High Sch. for Girls		AH1	20.58	20.40	20.40	4.84
150	8	U14	HAWES Isobel	Aylsham High Sch.		IND	20.44	20.66	20.44	4.88
162	7	U14	FROST Katie	St Albans High Sch. for Girls		AH1	21.75	20.98	20.98	5.42
250	8	U14	GOULD Lauren	New Hall Sch.		NH3	21.96	21.29	21.29	5.73
154	7	U14	SMITH Issie	Abbot's Hill		AB4		21.46	21.46	5.90
224	7	U14	PRICE-JAMES Ina	Abbot's Hill		AB3	21.92		21.92	6.36
157	7	U14	BOWERS Charlotte	Woodbridge Sch.		WB3		22.18	22.18	6.62
207	8	U14	MASTERS-STEVENS Saskia	Berkhamsted Sch.		BH2	23.46	22.26	22.26	6.70
155	7	U14	WILSON Alexa	Abbot's Hill		AB4	22.61		22.61	7.05
252	7	U14	SPRIGGS Harriette	New Hall Sch.		NH3	23.36	23.52	23.36	7.80
160	7	U14	NEWTON Zoe	Woodbridge Sch.		WB3	23.78	23.79	23.78	8.22
156	7	U14	NIGHTINGALE Lucy	Abbot's Hill		AB4	25.66	24.62	24.62	9.06
135	8	U14	WOODFORD-GROGAN Millie	Framingham Earl High Sch.		IND	1:15.62	24.74	24.74	9.18
208	8	U14	PRIESTLEY Charlotte	Berkhamsted Sch.		BH2	25.21		25.21	9.65
258	8	U14	WHYTOCK JoJo	Ipswich High Sch.		IH5	26.39	25.67	25.67	10.11
163	7	U14	GODLEY Juliet	St Albans High Sch. for Girls		AH1	27.53	26.50	26.50	10.94

ERSA Schools Championship Event 2015

=== Seniors ===

Special Slalom

Final Results - Age Groups

Bib.	Yr	Cat	Name	School	====	Team	Run 1	Run 2	Time	Gap
143	7	U14	KAUL Tara	St Albans High Sch. for Girls		IND	37.24	30.67	30.67	15.11
167	7	U14	ASHE Daisy	Ipswich High Sch.		IH3	35.16		35.16	19.60



Did Not Start - Run 1 (1)

159	8	U14	EVANS Christine	Woodbridge Sch.		WB3				
-----	---	-----	------------------------	-----------------	--	-----	--	--	--	--

Did Not Finish - Run 1 (1)

153	8	U14	BLYTH Helena	Abbot's Hill		AB4				
-----	---	-----	---------------------	--------------	--	-----	--	--	--	--

Disqualified - Run 1 (2)

154	7	U14	SMITH Issie	Abbot's Hill		AB4		21.46		
157	7	U14	BOWERS Charlotte	Woodbridge Sch.		WB3		22.18		





Did Not Start - Run 2 (1)

159	8	U14	EVANS Christine	Woodbridge Sch.		WB3				
-----	---	-----	------------------------	-----------------	--	-----	--	--	--	--

























Did Not Finish - Run 2 (1)

153	8	U14	BLYTH Helena	Abbot's Hill		AB4				
-----	---	-----	---------------------	--------------	--	-----	--	--	--	--

Disqualified - Run 2 (4)

155	7	U14	WILSON Alexa	Abbot's Hill		AB4	22.61			
167	7	U14	ASHE Daisy	Ipswich High Sch.		IH3	35.16			
208	8	U14	PRIESTLEY Charlotte	Berkhamsted Sch.		BH2	25.21			
224	7	U14	PRICE-JAMES Ina	Abbot's Hill		AB3	21.92			

Cat : U14 / Boys















149	7	U14	THOMPSON Joseph	All Saints Lessingham		IND	15.36	14.78	14.78	
140	8	U14	GOMEZ CLARKE Jamie	Notre Dame High		IND	16.64	16.79	16.64	1.86
261	7	U14	NEWTON Charlie	Berkhamsted Sch.		BH1	17.38	17.17	17.17	2.39
169	8	U14	BARTON Dominic	Bedford Modern		BM1	17.31	17.24	17.24	2.46
173	8	U14	ROUTLEDGE Sebastian	Aldwickbury		AW1	18.35	17.79	17.79	3.01
204	8	U14	MARTIN Joe	New Hall Sch.		NH1	17.99	17.80	17.80	3.02
175	7	U14	LOUCIADES Ollie	Aldwickbury		AW1	18.28	17.87	17.87	3.09
174	7	U14	RHYDDERCH Freddie	Aldwickbury		AW1	18.88	17.92	17.92	3.14
145	7	U14	HIGGINS James	Acle Academy High		IND	17.95		17.95	3.17
184	7	U14	BARTLETT Arthur	Woodbridge Sch.		WB4	18.29	17.97	17.97	3.19
203	8	U14	MARTIN Alex	New Hall Sch.		NH1	18.41		18.41	3.63
176	7	U14	WILLIS Fraser	Aldwickbury		AW1	18.50		18.50	3.72
144	7	U14	SADLER Alfie	The Helena Romanes Sch.		IND	18.83	19.06	18.83	4.05
180	7	U14	SEWELL Seb	City of Norwich Sch.		CN1	19.40	18.90	18.90	4.12
192	8	U14	LUCAS Bruno	Aldwickbury		AW2	21.58	19.05	19.05	4.27
189	8	U14	RYAN Stratford	St Albans Sch.		SA2	20.06	19.11	19.11	4.33
172	8	U14	FORRESTER Ed	Bedford Modern		BM1	19.91	19.28	19.28	4.50
194	8	U14	VIALOU-CLARK Felix	Aldwickbury		AW2	19.57	20.48	19.57	4.79
193	8	U14	TUDOR James	Aldwickbury		AW2	20.39	19.62	19.62	4.84
238	8	U14	ELLIFF Luke	Colchester Royal Grammar Sch.		CR1	20.57	19.66	19.66	4.88
187	8	U14	MCCABE Conor	St Albans Sch.		SA2	21.31	19.71	19.71	4.93
205	8	U14	HARDING Luke	New Hall Sch.		NH1		20.07	20.07	5.29
181	8	U14	THOMAS Bertie	Colchester Royal Grammar Sch.		CR2	20.44	20.27	20.27	5.49
182	7	U14	WINDRIDGE Oliver	Colchester Royal Grammar Sch.		CR2		20.81	20.81	6.03
133	7	U14	KAPADIA Alex	Berkhamsted Sch.		IND		20.94	20.94	6.16
236	7	U14	TREMLETT Finlay	City of Norwich Sch.		CN2	21.06	20.97	20.97	6.19

ERSA Schools Championship Event 2015




=== Seniors ===

Special Slalom







Final Results - Age Groups

Bib.	Yr	Cat	Name	School	====	Team	Run 1	Run 2	Time	Gap
191	7	U14	PENDELL Adam	Aldwickbury		AW2	21.90	21.08	21.08	6.30
186	7	U14	TETLEY Charles	Woodbridge Sch.		WB4	23.67	21.93	21.93	7.15
183	7	U14	HOLMES Dom	Colchester Royal Grammar Sch.		CR2		22.03	22.03	7.25
199	8	U14	RAYNER Matthew	St Albans Sch.		SA3	22.87	22.04	22.04	7.26
188	8	U14	HOOLE Matt	St Albans Sch.		SA2	23.81	22.62	22.62	7.84
185	8	U14	RUFFORD George	Woodbridge Sch.		WB4		23.13	23.13	8.35
200	8	U14	BEAL Eddie	St Albans Sch.		SA3	23.33	23.44	23.33	8.55
201	8	U14	HACKETT Ben	St Albans Sch.		SA3	25.87	23.68	23.68	8.90
179	7	U14	WOODHAM Henry	City of Norwich Sch.		CN1	25.31	24.43	24.43	9.65
235	8	U14	HUNTER Rob	City of Norwich Sch.		CN2		24.66	24.66	9.88
196	7	U14	NICHOLSON Harry	Woodbridge Sch.		WB5	25.25	58.21	25.25	10.47
195	8	U14	FOSTER Callum	Woodbridge Sch.		WB5	26.47	25.45	25.45	10.67
198	8	U14	MAYHEW Charlie	Woodbridge Sch.		WB5	50.10	25.82	25.82	11.04
177	7	U14	HARRIS-SACH Joseph	City of Norwich Sch.		CN1	38.35	37.83	37.83	23.05



Did Not Start - Run 1 (3)

170	8	U14	DRAKE Joshua	Bedford Modern		BM1				
190	8	U14	COX Charles	St Albans Sch.		SA2				
197	8	U14	TOMLINSON Louis	Woodbridge Sch.		WB5				




Did Not Finish - Run 1 (6)

171	8	U14	WILLIS James	Bedford Modern		BM1				
178	7	U14	MINTER Ned	City of Norwich Sch.		CN1				
182	7	U14	WINDRIDGE Oliver	Colchester Royal Grammar Sch.		CR2		20.81		
183	7	U14	HOLMES Dom	Colchester Royal Grammar Sch.		CR2		22.03		
205	8	U14	HARDING Luke	New Hall Sch.		NH1		20.07		
235	8	U14	HUNTER Rob	City of Norwich Sch.		CN2		24.66		





Disqualified - Run 1 (2)

133	7	U14	KAPADIA Alex	Berkhamsted Sch.		IND		20.94		
185	8	U14	RUFFORD George	Woodbridge Sch.		WB4		23.13		

Did Not Start - Run 2 (3)

170	8	U14	DRAKE Joshua	Bedford Modern		BM1				
190	8	U14	COX Charles	St Albans Sch.		SA2				
197	8	U14	TOMLINSON Louis	Woodbridge Sch.		WB5				





Did Not Finish - Run 2 (4)

145	7	U14	HIGGINS James	Acle Academy High		IND	17.95			
171	8	U14	WILLIS James	Bedford Modern		BM1				
176	7	U14	WILLIS Fraser	Aldwickbury		AW1	18.50			
178	7	U14	MINTER Ned	City of Norwich Sch.		CN1				

Disqualified - Run 2 (1)

203	8	U14	MARTIN Alex	New Hall Sch.		NH1	18.41			
-----	---	-----	-------------	---------------	--	-----	-------	--	--	--

Cat : U16 / Girls

132	9	U16	SKIPPER Megan	Framingham Earl High Sch.		IND		15.57	15.57	
141	10	U16	BURROUGHS Hannah	Hobart High Sch.		IND	15.73	15.70	15.70	0.13
220	10	U16	MCCABE-ABEL Scarlett	Ipswich High Sch.		IH4	16.55	16.16	16.16	0.59
213	10	U16	DEAN Emily	Abbot's Hill		AB2	16.32	16.27	16.27	0.70
217	10	U16	DEREVE Emma	Ipswich High Sch.		IH4	16.89	16.39	16.39	0.82

ERSA Schools Championship Event 2015

=== Seniors ===

Special Slalom

Final Results - Age Groups

Bib.	Yr	Cat	Name	School	====	Team	Run 1	Run 2	Time	Gap
216	10	U16	GARMENT Hattie	Abbot's Hill		AB2	16.68	17.04	16.68	1.11
138	10	U16	HAWES Claudia	Aylsham High Sch.		IND	17.31	17.06	17.06	1.49
215	10	U16	SHREEVES Anna	Abbot's Hill		AB2	17.55	17.54	17.54	1.97
241	9	U16	MCLEISH Alice	New Hall Sch.		NH2	17.68	17.79	17.68	2.11
147	9	U16	COLLEN Grace	Norwich Sch.		IND	17.86	17.89	17.86	2.29
274	10	U16	CHASE Amber	Northgate High Sch.		NG1	18.01	17.90	17.90	2.33
136	9	U16	HACKETT Layla	Colchester High Sch. Girls		IND	18.26	17.96	17.96	2.39
214	10	U16	RUSSELL Rebecca	Abbot's Hill		AB2	18.87	18.68	18.68	3.11
242	10	U16	PARRY Meryn	New Hall Sch.		NH2	20.25	19.08	19.08	3.51
221	10	U16	HAYDEN Amelia	Abbot's Hill		AB3	19.39	19.86	19.39	3.82
247	9	U16	BOWERS Jess	Woodbridge Sch.		WB2	19.48	19.84	19.48	3.91
212	9	U16	CAMPBELL Ellen	St Albans High Sch. for Girls		AH2	20.76	20.34	20.34	4.77
211	10	U16	WILKINS Miranda	St Albans High Sch. for Girls		AH2	21.14	20.34	20.34	4.77
222	10	U16	MELLIS Georgia	Abbot's Hill		AB3	21.18	23.31	21.18	5.61
210	9	U16	WILLIS Annabel	St Albans High Sch. for Girls		AH2	21.28	21.63	21.28	5.71
223	9	U16	BELL Rosie	Abbot's Hill		AB3	22.35	21.56	21.56	5.99
218	10	U16	BLACK Mimi	Ipswich High Sch.		IH4	24.35	23.01	23.01	7.44
137	9	U16	BONE Ellen	Abbot's Hill		IND	24.26	23.53	23.53	7.96
249	9	U16	SPRIGGS Charlize	New Hall Sch.		NH3	27.34	25.49	25.49	9.92
206	9	U16	SWINBURN Claudia	Berkhamsted Sch.		BH2	27.55		27.55	11.98

Did Not Start - Run 1 (2)

151	9	U16	LUCK Jemma	Norwich Sch.		IND				
152	10	U16	RICE Sophie	Hedingham Sch.		IND				

Did Not Finish - Run 1 (1)

132	9	U16	SKIPPER Megan	Framingham Earl High Sch.		IND		15.57		
-----	---	-----	---------------	---------------------------	--	-----	--	-------	--	--

Did Not Start - Run 2 (2)

151	9	U16	LUCK Jemma	Norwich Sch.		IND				
152	10	U16	RICE Sophie	Hedingham Sch.		IND				

Disqualified - Run 2 (1)

206	9	U16	SWINBURN Claudia	Berkhamsted Sch.		BH2	27.55			
-----	---	-----	------------------	------------------	--	-----	-------	--	--	--

Cat : U16 / Boys

269	9	U16	TROUNG Aaron	Copleston High Sch.		CP1	14.04	13.80	13.80	
139	10	U16	BINGHAM Jonathan	Westcliff High Sch. for Boys		IND	14.41	13.89	13.89	0.09
275	10	U16	HOWE Charlie	Northgate High Sch.		NG1	14.39	14.47	14.39	0.59
263	10	U16	NEWTON William	Berkhamsted Sch.		BH1	15.53	14.91	14.91	1.11
265	10	U16	WALES Joseph	Norwich Sch.		NS3	15.87	15.60	15.60	1.80
130	10	U16	THOMPSON Connor	Holbrook Academy		IND	15.80	15.88	15.80	2.00
266	9	U16	WARSOP Rowen	Norwich Sch.		NS3	16.13	16.27	16.13	2.33
146	9	U16	HADDEN Alexander	FitzWimarc Sch.		IND	16.64	16.21	16.21	2.41
231	9	U16	FROST Sam	St Albans Sch.		SA1	17.08	16.29	16.29	2.49
230	9	U16	LOUCAIDES Ed	St Albans Sch.		SA1		16.69	16.69	2.89
240	9	U16	MCCABE-ABEL Maximus	Colchester Royal Grammar Sch.		CR1	17.34	16.83	16.83	3.03
229	9	U16	RHYDDERCH Louis	St Albans Sch.		SA1	17.42	19.80	17.42	3.62
245	10	U16	BYE Matt	Woodbridge Sch.		WB2	19.11	17.94	17.94	4.14
244	9	U16	HUGHES Tom	New Hall Sch.		NH2	18.87	18.08	18.08	4.28
237	10	U16	THOMAS Freddy	Colchester Royal Grammar Sch.		CR1	18.85	18.61	18.61	4.81
225	9	U16	SCHLOTE Harry	Bedford Modern		BM2	19.29	18.83	18.83	5.03
234	9	U16	WATERFIELD Jon	City of Norwich Sch.		CN2	20.55	19.60	19.60	5.80

ERSA Schools Championship Event 2015

=== Seniors ===

Special Slalom

Final Results - Age Groups

Bib.	Yr	Cat	Name	School	====	Team	Run 1	Run 2	Time	Gap
239	9	U16	STONE Tom	Colchester Royal Grammar Sch.		CR1	20.85	20.46	20.46	6.66
148	10	U16	HADDEN Jack	Berkhamsted Sch.		IND	23.45	20.56	20.56	6.76
227	9	U16	KENT Sam	Bedford Mordern		BM2	22.15	21.35	21.35	7.55
243	9	U16	BRAND Ethan	New Hall Sch.		NH2		22.13	22.13	8.33
248	10	U16	NEWMAN Sam	Woodbridge Sch.		WB2	24.91	23.60	23.60	9.80

Did Not Start - Run 1 (4)

228	9	U16	DOGRA Josh	Bedford Mordern		BM2				
232	10	U16	HEAP Louis	St Albans Sch.		SA1				
233	9	U16	WILLIAMSON Rik	City of Norwich Sch.		CN2				
251	9	U16	PETROCOCHINO Luke	New Hall Sch.		NH3				

Did Not Finish - Run 1 (2)

230	9	U16	LOUCAIDES Ed	St Albans Sch.		SA1		16.69		
243	9	U16	BRAND Ethan	New Hall Sch.		NH2		22.13		

Disqualified - Run 1 (1)

226	9	U16	WHITEHEAD Harry	Bedford Mordern		BM2				
-----	---	-----	-----------------	-----------------	--	-----	--	--	--	--

Did Not Start - Run 2 (4)

228	9	U16	DOGRA Josh	Bedford Mordern		BM2				
232	10	U16	HEAP Louis	St Albans Sch.		SA1				
233	9	U16	WILLIAMSON Rik	City of Norwich Sch.		CN2				
251	9	U16	PETROCOCHINO Luke	New Hall Sch.		NH3				

Disqualified - Run 2 (1)

226	9	U16	WHITEHEAD Harry	Bedford Mordern		BM2				
-----	---	-----	-----------------	-----------------	--	-----	--	--	--	--

Cat : U19 / Boys

268	13	U19	CLAYTON Adam	Norwich Sch.		NS3	13.05	13.07	13.05	
273	11	U19	DAVIES Harry	Northgate High Sch.		NG1	13.73	13.68	13.68	0.63
267	12	U19	LUCK Ben	Norwich Sch.		NS3	14.64	14.41	14.41	1.36
264	12	U19	PARSEY Michael	Berkhamsted Sch.		BH1	16.17	15.71	15.71	2.66
131	11	U19	LAVENE Harry	Colchester High Sch.		IND	15.72	15.85	15.72	2.67
276	11	U19	GRANGER Chris	Woodbridge Sch.		WB1	15.79	15.91	15.79	2.74
262	11	U19	PARSEY James	Berkhamsted Sch.		BH1		16.20	16.20	3.15
270	11	U19	CASSIDY Cameron	Copleston High Sch.		CP1	16.76	16.68	16.68	3.63
142	11	U19	BURROUGHS George	The New Eccles Hall Sch.		IND	17.16	16.74	16.74	3.69
271	11	U19	CASSIDY Finlay	Copleston High Sch.		CP1	16.84	16.88	16.84	3.79
279	11	U19	BUTTON Alex	Woodbridge Sch.		WB1	27.00	26.24	26.24	13.19

Did Not Start - Run 1 (1)

272	11	U19	CASSIDY Ethan	Copleston High Sch.		CP1				
-----	----	-----	---------------	---------------------	--	-----	--	--	--	--

Disqualified - Run 1 (1)

262	11	U19	PARSEY James	Berkhamsted Sch.		BH1		16.20		
-----	----	-----	--------------	------------------	--	-----	--	-------	--	--

Did Not Start - Run 2 (1)











272	11	U19	CASSIDY Ethan	Copleston High Sch.		CP1				
-----	----	-----	---------------	---------------------	--	-----	--	--	--	--

ERSA Schools Championship Event 2015

=== Seniors ===

Special Slalom

Final Results - Age Groups

Bib.	Yr	Cat	Name	School	====	Team	Run 1	Run 2	Time	Gap
Cat : U19 / Girls										
277	11	U19	LILLYWHITE Alex	Woodbridge Sch.		WB1	15.57	15.36	15.36	
257	11	U19	DURANT Antonia	Ipswich High Sch.		IH5	15.47	29.41	15.47	0.11
259	11	U19	ROYAL Natasha	Ipswich High Sch.		IH5	16.01	15.66	15.66	0.30
260	12	U19	DURRANT Ella	Ipswich High Sch.		IH5	19.70	15.79	15.79	0.43
254	11	U19	BLYTH Charlotte	Abbot's Hill		AB1	16.89	16.51	16.51	1.15
278	11	U19	TURNER Lucy-May	Woodbridge Sch.		WB1	17.55	17.22	17.22	1.86
256	11	U19	BELGER Hattie	Abbot's Hill		AB1	17.68	17.66	17.66	2.30
253	11	U19	BARDER Bea	Abbot's Hill		AB1	18.32	17.69	17.69	2.33
255	11	U19	SMITH Lauren	Abbot's Hill		AB1	18.17	24.32	18.17	2.81
134	12	U19	PRITCHARD Ellie	St Albans Sch.		IND	21.00	20.29	20.29	4.93