

EASTERN REGION SNOWSPORTS ASSOCIATION 2015

Norfolk "Team Evolution" Summer League

Special Slalom - Girls & Boys - Under 12's

ERSA Summer League - Final Ranking - Points



COMPETITION JURY

TECHNICAL DELEGATE	WRIGHT Bernard	(ERSA)
CHIEF OF RACE	SHELLY Chris	(ERSA)
REFEREE	JENKINS Janet	(ERSA)
COURSE CHIEF	Norfolk Snowsports Club	

WEATHER

CONDITIONS	Warm, Sunny
SNOW	Melting, bare in places.

1st RUN

COURSESETTER	RICHES Stuart	(EVO)
FORERUNNERS	- A - ANDERSON Beverly	(VIK)
	- B - COOPER Doug	(NOR)
	- C - DANBURY Mike	(WGC)
COURSE	Norfolk Snowsports Centre	
START	71 m	
FINISH	32 m	
DROP	39 m	
LENGTH	180 m	
HOMOLOGATION	ERSA/15	
GATES	16	
DIRECTIONS	16	
STARTING TIME	1000	

2nd RUN

COURSESETTER	RICHES Stuart	(EVO)
FORERUNNERS	- A - ANDERSON Beverly	(VIK)
	- B - COOPER Doug	(NOR)
	- C - DANBURY Mike	(WGC)
COURSE	Norfolk Snowsports Centre	
START	71 m	
FINISH	32 m	
DROP	39 m	
LENGTH	180 m	
HOMOLOGATION	ERSA/15	
GATES	16	
DIRECTIONS	16	
STARTING TIME	1000	

LIST n°215 MEN PENALTY : 99.50 WOMEN PENALTY : 105.21

F = 720

Rank	Bib.	RegNo	Year	Cat	(Rank) Name	Club	Run-1	Run-2	Run-3	Time	Points	Perf
------	------	-------	------	-----	-------------	-------	------	-------	-------	-------	------	--------	------

=== ERSA Girls - U12's & U10's ===

1	171	2005	U12	(1)	MANN Madeleine		VIK	17.54	* 17.17	* 17.05	34.22	0.00	+ 32.36
2	165	2005	U12	(2)	TWEEDY Petra		VIK	* 17.64	18.02	* 17.61	35.25	21.67	+ 16.19
3	169	2007	U10	(1)	TUTT Holly		HEM	18.82	* 18.20	* 18.24	36.44	46.71	- 10.19
4	163	2006	U10	(2)	BLACKWELL Lucy		TAL	* 18.48	18.59	* 18.05	36.53	48.60	- 16.05
5	170	2004	U12	(3)	KING Emily		VIK	* 18.64	18.88	* 18.81	37.45	67.96	+ 12.68
6	162	2005	U12	(4)	ARLOTT Holly		HEM	* 19.67	* 18.94	19.98	38.61	92.37	- 74.46
7	180	2004	U12	(5)	SMITH Flori		NOR	20.45	* 19.69	* 19.94	39.63	113.83	-
8	172	2006	U10	(3)	HOOK Ciel		NOR	* 20.42	20.42	* 19.61	40.03	122.24	-
9	178	2004	U12	(6)	VENABLES Felicity		VIK	* 20.54		* 20.75	41.29	148.76	-
10	166	2005	U12	(7)	ALEY Lauren		HEM	22.66	* 21.82	* 21.31	43.13	187.47	- 37.25
11	173	2007	U10	(4)	COZENS Zoe		NOR	22.17	* 22.11	* 21.58	43.69	199.25	-
12	179	2006	U10	(5)	VENABLES Phoebe		VIK	* 22.82	23.07	* 21.73	44.55	217.35	-
13	174	2006	U10	(6)	SMITH Rosie		NOR	23.11	* 22.90	* 22.36	45.26	232.29	-
14	177	2006	U10	(7)	BARDETTI Giulietta		HEM	* 23.94	24.17	* 23.31	47.25	274.16	-
15	175	2005	U12	(8)	SAUNDERS Mackenzi		VIK	* 24.73	25.57	* 24.37	49.10	313.08	-
16	176	2007	U10	(8)	LAWRENCE Georgia		VIK	* 25.67		* 24.52	50.19	336.01	-
17	181	2007	U10	(9)	LAST Isabelle		NOR	* 25.17	* 25.45	25.95	50.62	345.06	-
18	161	2010	U08	(1)	SINCLAIR Eve		VIK	30.83	* 30.61	* 30.58	1:01.19	567.46	- 273.10

Did Not Start - Run-1 (2)

164	2005	U12	BARTLETT Honor		VIK
-----	------	-----	----------------	--	-----

EASTERN REGION SNOWSPORTS ASSOCIATION 2015

Norfolk "Team Evolution" Summer League

Special Slalom - Girls & Boys - Under 12's

ERSA Summer League - Final Ranking - Points

Rank	Bib.	RegNo	Year	Cat	(Rank) Name	Club	Run-1	Run-2	Run-3	Time	Points	Perf
	168		2004	U12	BARDETTI Romana		HEM						

Did Not Start - Run-2 (2)

	164		2005	U12	BARTLETT Honor		VIK						
	168		2004	U12	BARDETTI Romana		HEM						

Did Not Finish - Run-2 (1)

	178		2004	U12	VENABLES Felicity		VIK	* 20.54		* 20.75			
--	-----	--	------	-----	-------------------	---	-----	---------	--	---------	--	--	--

Disqualified - Run-2 (2)

	167		2007	U10	KING Jessica		VIK	* 24.76					
	176		2007	U10	LAWRENCE Georgia		VIK	* 25.67		* 24.52			

Did Not Start - Run-3 (2)

	164		2005	U12	BARTLETT Honor		VIK						
	168		2004	U12	BARDETTI Romana		HEM						

Disqualified - Run-3 (1)

	167		2007	U10	KING Jessica		VIK	* 24.76					
--	-----	--	------	-----	--------------	---	-----	---------	--	--	--	--	--

=== ERSА Boys - U12's & U10's ===

1	132	21604	2005	U12	(1) OGDEN Alexander		NOR	15.67	* 15.36	* 15.44	30.80	0.00	+ 22.27
2	139	22059	2006	U10	(1) DADE Jake		NOR	16.35	* 16.18	* 16.12	32.30	35.06	- 22.93
3	138	22087	2005	U12	(2) PARKER Travis		NOR	16.87	* 16.68	* 16.40	33.08	53.30	+ 28.94
4	145		2006	U10	(2) SINCLAIR Laurence		VIK	16.76	* 16.70	* 16.56	33.26	57.51	- 13.13
5	137		2004	U12	(3) SINCLAIR Charles		VIK		* 16.77	* 16.53	33.30	58.44	+ 27.93
6	135	22026	2005	U12	(4) LOUTH Oscar		HEM		* 16.98	* 16.43	33.41	61.01	+ 35.19
7	156		2005	U12	(5) CHAUHAN Rohan		NOR	* 16.92	17.67	* 16.67	33.59	65.22	-
8	133		2005	U12	(6) WALES Jonathan		NOR	* 17.64	17.99	* 16.94	34.58	88.36	- 27.11
9	142	22159	2006	U10	(3) SMITH Ben		VIK	* 17.41	17.65	* 17.30	34.71	91.40	- 55.52
10	143		2007	U10	(4) SMITH Bradley		VIK	17.65	* 17.52	* 17.24	34.76	92.57	- 61.21
11	134		2007	U10	(5) MITCHELL Kieran		NOR	18.32	* 18.18	* 18.18	36.36	129.97	- 72.62
12	149		2004	U12	(7) COLLEN Hamish		NOR	* 18.74	* 18.24		36.98	144.47	-
13	155		2007	U10	(6) ENGLAND Alfie		ESX	20.62	* 19.58	* 18.45	38.03	169.01	-
14	153		2006	U10	(7) HADINGHAM Alex		NOR	* 20.02	* 19.53	20.45	39.55	204.55	-
15	141		2005	U12	(8) PAGE-BROWNE Adam		WGC	* 19.80	20.17	* 19.91	39.71	208.29	+ 14.38
16	140		2005	U12	(9) SHELLY Jack		VIK	* 20.79	* 20.17	21.10	40.96	237.51	- 32.69
17	154		2005	U12	(10) THOMSON Kai		VIK	20.63	* 20.51	* 20.57	41.08	240.31	-
18	144		2004	U12	(11) HUTCHINSON Max		VIK	* 21.40	* 21.12	24.15	42.52	273.97	- 26.23
19	136		2005	U12	(12) PARTLETT-HULSTROM Albie		VIK	22.46	* 21.64	* 21.33	42.97	284.49	- 78.25
20	150		2007	U10	(8) FRANCIS Jude		VIK	22.06	* 21.43	* 21.69	43.12	288.00	-
21	158		2006	U10	(9) PHILLIPS Daniel		WGC	* 22.34	* 22.33		44.67	324.23	-
22	157		2006	U10	(10) CROSS Keanan		NOR	* 22.43	* 22.65	23.09	45.08	333.82	-
23	146		2008	U08	(1) MINTON-LEE Frankie		WGC	23.03	* 22.77	* 22.78	45.55	344.81	- 58.42
24	152		2006	U10	(11) SMITH Evan		VIK	* 26.48	26.71	* 25.77	52.25	501.43	-
25	159		2007	U10	(12) CHILDS Scott		WGC	* 26.88	27.25	* 26.51	53.39	528.08	+ 15.68
26	151		2008	U08	(2) LAWRENCE Harvey		VIK	31.59	* 29.83	* 27.64	57.47	623.45	-

Did Not Start - Run-1 (1)

	131		2004	U12	ALI Dylan		VIK						
--	-----	--	------	-----	-----------	---	-----	--	--	--	--	--	--

EASTERN REGION SNOWSPORTS ASSOCIATION 2015

Norfolk "Team Evolution" Summer League

Special Slalom - Girls & Boys - Under 12's

ERSA Summer League - Final Ranking - Points

Rank	Bib.	RegNo	Year	Cat	(Rank) Name	Club	Run-1	Run-2	Run-3	Time	Points	Perf
------	------	-------	------	-----	-------------	-------	------	-------	-------	-------	------	--------	------

Did Not Finish - Run-1 (2)

135	22026	2005	U12	LOUTH Oscar		HEM		* 16.98	* 16.43				
148		2006	U10	COZENS Samuel		NOR		* 19.79					

Disqualified - Run-1 (2)

137		2004	U12	SINCLAIR Charles		VIK		* 16.77	* 16.53				
147		2009	U08	BLACKWELL Jasper		TAL		* 25.83					

Did Not Start - Run-2 (1)

131		2004	U12	ALI Dylan		VIK							
-----	--	------	-----	------------------	---	-----	--	--	--	--	--	--	--

Did Not Start - Run-3 (1)

131		2004	U12	ALI Dylan		VIK							
-----	--	------	-----	------------------	---	-----	--	--	--	--	--	--	--

Did Not Finish - Run-3 (1)

149		2004	U12	COLLEN Hamish		NOR		* 18.74	* 18.24				
-----	--	------	-----	----------------------	---	-----	--	---------	---------	--	--	--	--

Disqualified - Run-3 (3)

147		2009	U08	BLACKWELL Jasper		TAL		* 25.83					
148		2006	U10	COZENS Samuel		NOR		* 19.79					
158		2006	U10	PHILLIPS Daniel		WGC		* 22.34	* 22.33				

EASTERN REGION SNOWSPORTS ASSOCIATION 2015

Norfolk "Team Evolution" Summer League

Special Slalom - Female & Male

ERSA Summer League - Final Ranking - Points



COMPETITION JURY

TECHNICAL DELEGATE	WRIGHT Bernard	(ERSA)
CHIEF OF RACE	SHELLY Chris	(ERSA)
REFEREE	JENKINS Janet	(ERSA)
COURSE CHIEF	Norfolk Snowsports Club	

WEATHER

CONDITIONS	Warm, Sunny
SNOW	Melting, bare in places.

1st RUN

COURSESETTER	RICHES Stuart	(EVO)
FORERUNNERS	- A - ANDERSON Beverly	(VIK)
	- B - COOPER Doug	(NOR)
	- C - DANBURY Mike	(WGC)
COURSE	Norfolk Snowsports Centre	
START	71 m	
FINISH	32 m	
DROP	39 m	
LENGTH	180 m	
HOMOLOGATION	ERSA/15	
GATES	16	
DIRECTIONS	16	
STARTING TIME	1000	

2nd RUN

COURSESETTER	RICHES Stuart	(EVO)
FORERUNNERS	- A - ANDERSON Beverly	(VIK)
	- B - COOPER Doug	(NOR)
	- C - DANBURY Mike	(WGC)
COURSE	Norfolk Snowsports Centre	
START	71 m	
FINISH	32 m	
DROP	39 m	
LENGTH	180 m	
HOMOLOGATION	ERSA/15	
GATES	16	
DIRECTIONS	16	
STARTING TIME	1000	

LIST n°215 MEN PENALTY : 11.48 WOMEN PENALTY : 8.21

F = 720

Rank	Bib.	RegNo	Year	Cat	(Rank)	Name	Club	Run-1	Run-2	Run-3	Time	Points	Perf
------	------	-------	------	-----	--------	------	-------	------	-------	-------	-------	------	--------	------

=== ERSA Girls/Ladies ===















1	86	20139	1997	U21	(1)	COE Megan		NOR	* 14.02	14.21	* 14.08	28.10	0.00	- 3.86
2	85	19016	1995	U21	(2)	SKIPPER Sophie		NOR	* 14.17	14.71	* 14.69	28.86	19.47	+ 12.35
3	83	14962	1996	U21	(3)	SHAILES Polly		NOR	* 14.84	15.12	* 14.65	29.49	35.62	+ 5.83
4	90	20339	2000	U16	(1)	BURROUGHS Hannah		NOR	* 15.17		* 15.15	30.32	56.88	- 34.65
5	88	20337	2001	U16	(2)	SKIPPER Megan		NOR	15.32	* 15.04	* 15.39	30.43	59.70	+ 5.91
6	81	19498	1999	U18	(1)	LILLYWHITE Alexandra		VIK	15.71	* 15.67	* 15.52	31.19	79.17	+ 52.33
7	95	19235	1999	U18	(2)	ROYAL Natasha		VIK	16.12	* 15.74	* 16.18	31.92	97.88	+ 34.32
8	125		2001	U16	(3)	LUCK Jemma		NOR	16.82	* 15.81	* 16.24	32.05	101.21	+ 34.47
9	98	20767	2000	U16	(4)	WEBSTER Atlanta		NOR	* 16.23	16.51	* 16.36	32.59	115.05	- 29.48
10	84		1997	U21	(4)	JONES Phoebe		NOR	16.64	* 16.44	* 16.49	32.93	123.76	- 9.35
11	93		2001	U16	(5)	LEVENE Grace		VIK	17.84	* 16.86	* 16.45	33.31	133.49	+ 41.41
11	87	20742	1971	M23	(1)	SAMPSON Melissa		NOR	16.83	* 16.49	* 16.82	33.31	133.49	+ 40.86
13	91	22082	2001	U16	(6)	HAWKINS Zara		HEM	* 16.86	16.94	* 16.55	33.41	136.06	- 0.68
14	103		1999	U18	(3)	HAWES Claudia		NOR		* 16.93	* 16.94	33.87	147.84	- 54.26
15	92	14159	1970	M23	(2)	ANDERSON Beverley		VIK	16.93	* 16.85	* 17.16	34.01	151.43	+ 100.15
16	104	22179	2003	U14	(1)	HOLMES Abby		NOR	* 16.82	17.16	* 17.32	34.14	154.76	- 68.87
17	99	22084	2001	U16	(7)	HAWKINS Lily		HEM	* 17.11		* 17.72	34.83	172.44	+ 20.21
18	116	22536	2000	U16	(8)	MCLEISH Alice		ESX	17.75	* 17.63	* 17.29	34.92	174.75	-
19	102		2001	U16	(9)	HACKETT Layla		VIK	* 17.75	18.57	* 18.33	36.08	204.47	+ 7.69
20	120	21017	2003	U14	(2)	ELLIFF Alexa		VIK	* 18.03	18.07	* 18.29	36.32	210.62	-
21	115		2003	U14	(3)	THOMSON Olya		VIK	17.96	* 17.77	* 18.64	36.41	212.93	-
22	106	22515	2003	U14	(4)	SHELLEY Annie		VIK	18.35	* 18.28	* 18.17	36.45	213.95	- 35.76

EASTERN REGION SNOWSPORTS ASSOCIATION 2015







Norfolk "Team Evolution" Summer League

Special Slalom - Female & Male

ERSA Summer League - Final Ranking - Points

Rank	Bib.	RegNo	Year	Cat	(Rank)	Name	Club	Run-1	Run-2	Run-3	Time	Points	Perf
23	118		2003	U14	(5)	FRANCIS Mia		VIK	18.60 *	18.48 *	18.23	36.71	220.61	-
24	101		2000	U16	(10)	CHASE Amber		NOR	* 18.28		* 18.44	36.72	220.87	+ 28.55
25	105		2002	U14	(6)	SHELLEY Madeline		VIK	* 18.73		* 18.79	37.52	241.37	- 6.70
26	107		2002	U14	(7)	TURNER Beth		VIK	19.59 *	18.78 *	19.04	37.82	249.05	- 3.84
27	122	21925	2003	U14	(8)	MCLEISH Emily		ESX	* 19.18	19.31	* 18.95	38.13	257.00	-
28	114		1998	U18	(4)	BUCKLAND Lauren		NOR	* 19.51	19.59	* 18.88	38.39	263.66	-
29	124		2001	U16	(11)	SMITH Hannah		NOR	26.26 *	19.25 *	19.51	38.76	273.14	-
30	100		1963	M23	(3)	LALLY Nicola		VIK	21.12 *	20.01 *	19.63	39.64	295.69	+ 130.69
31	117		2002	U14	(9)	GOMEZ CLARKE Anna		NOR	* 20.01	20.23	* 20.47	40.48	317.21	-
32	110		1996	U21	(5)	SURIYANON Siriya		VIK	21.38 *	20.73 *	20.71	41.44	341.81	- 14.71
33	123		2003	U14	(10)	CROSS Eirinn		NOR	22.37 *	21.89 *	21.83	43.72	400.23	-
34	108		1955	M23	(4)	HOGAN Caroline		VIK	1:17.48 *	22.41 *	22.06	44.47	419.44	+ 100.73
35	109		2002	U14	(11)	BARDETTI Sienna		HEM	23.52 *	22.60 *	24.92	47.52	497.59	+ 141.70
36	112		2003	U14	(12)	CUTHBERT Tia		VIK	* 24.90	24.97	* 24.89	49.79	555.76	+ 0.94







Did Not Start - Run-1 (6)

94	2002	U14	BARNARD Xynia		NOR
96	2001	U16	KERSHAW Ellie		NOR
97	2000	U16	COLLEN Grace		NOR
113	1984	SM1	EDWARDS Donna		VIK
119	2002	U14	HAWES Isobel		NOR
121	2003	U14	GROSE Elise		NOR

Did Not Finish - Run-1 (2)

82	20754	1997	U21	SPANTON Jessica		NOR
103	1999	U18	HAWES Claudia		NOR	* 16.93 * 16.94

Did Not Start - Run-2 (6)

94	2002	U14	BARNARD Xynia		NOR
96	2001	U16	KERSHAW Ellie		NOR
97	2000	U16	COLLEN Grace		NOR
113	1984	SM1	EDWARDS Donna		VIK
119	2002	U14	HAWES Isobel		NOR
121	2003	U14	GROSE Elise		NOR







Did Not Finish - Run-2 (4)

82	20754	1997	U21	SPANTON Jessica		NOR	
99	22084	2001	U16	HAWKINS Lily		HEM	* 17.11 * 17.72
101	2000	U16	CHASE Amber		NOR	* 18.28 * 18.44	
105	2002	U14	SHELLEY Madeline		VIK	* 18.73 * 18.79	

Disqualified - Run-2 (2)

90	20339	2000	U16	BURROUGHS Hannah		NOR	* 15.17 * 15.15
111	2003	U14	FARROW Ellie		HEM	* 21.61	

Did Not Start - Run-3 (6)

94	2002	U14	BARNARD Xynia		NOR
96	2001	U16	KERSHAW Ellie		NOR
97	2000	U16	COLLEN Grace		NOR
113	1984	SM1	EDWARDS Donna		VIK
119	2002	U14	HAWES Isobel		NOR
121	2003	U14	GROSE Elise		NOR

Did Not Finish - Run-3 (1)

82	20754	1997	U21	SPANTON Jessica		NOR
----	-------	------	-----	-----------------	---	-----

EASTERN REGION SNOWSPORTS ASSOCIATION 2015

Norfolk "Team Evolution" Summer League

Special Slalom - Female & Male

ERSA Summer League - Final Ranking - Points

Rank	Bib.	RegNo	Year	Cat	(Rank)	Name	Club	Run-1	Run-2	Run-3	Time	Points	Perf
------	------	-------	------	-----	--------	------	-------	------	-------	-------	-------	------	--------	------

Disqualified - Run-3 (2)

89	22083	2001	U16			HAWKINS Danielle		HEM	* 16.50	16.56				
111		2003	U14			FARROW Ellie		HEM	* 21.61					

=== ERSA Boys/Men ===














1	6	20293	1996	U21	(1)	CLAYTON Adam		NOR	* 13.07	13.36	* 13.03	26.10	0.00	- 0.43
2	1	21742	1998	U18	(1)	SEWELL Logan		NOR		* 13.09	* 13.05	26.14	1.10	- 21.63
3	5	18629	1993	SM1	(1)	MOLLOY Daniel		NOR		* 13.16	* 13.17	26.33	6.34	- 5.02
4	2		1996	U21	(2)	WIGMORE Mathew		NOR	13.66	* 13.51	* 13.09	26.60	13.79	+ 13.10
5	10	20481	2001	U16	(1)	HUDSON Thomas		NOR	* 13.60	13.81	* 13.74	27.34	34.21	- 24.03
6	11	20628	1997	U21	(3)	RICHARDSON Thomas		NOR		* 13.76	* 13.77	27.53	39.45	+ 36.73
7	76	21119	1999	U18	(2)	DAVIES Harry		NOR		* 13.93	* 13.80	27.73	44.97	+ 3.00
8	12	20687	2001	U16	(2)	TROUNG Aaron		VIK	14.20	* 13.73	* 14.01	27.74	45.24	+ 9.50
9	7	19854	1999	U18	(3)	BINGHAM Jonathan		ESX	14.37	* 14.23	* 14.10	28.33	61.52	+ 14.49
10	21	21691	1999	U18	(4)	LANE Joshua		NOR	* 14.31	14.34	* 14.10	28.41	63.72	- 35.97
11	29	20884	2003	U14	(1)	THOMPSON Joseph		NOR	* 14.46	14.58	* 14.66	29.12	83.31	- 51.00
12	18		1999	U18	(5)	CHILDS Lewis		WGC	* 14.79	15.04	* 14.64	29.43	91.86	+ 4.16
13	13	18809	1999	U18	(6)	FENELEY William		NOR	* 15.04		* 14.67	29.71	99.59	+ 45.31
14	16	21723	2000	U16	(3)	HOWE Charlie		NOR	* 14.79		* 15.22	30.01	107.86	+ 26.32
15	3	21253	1997	U21	(4)	OLIVER Ryan		NOR	15.31	* 15.11	* 15.25	30.36	117.52	+ 43.50
16	31	10596	1963	M23	(1)	BUNTON Paul		CHT	* 15.23	15.62	* 15.20	30.43	119.45	- 21.46
17	26		1996	U21	(5)	REEDER James		VIK	* 15.24	15.85	* 15.37	30.61	124.41	- 0.52
18	39		1999	U18	(7)	DEWSON Oliver		NOR	15.93	* 15.59	* 15.28	30.87	131.59	- 45.37
19	28		2000	U16	(4)	THOMPSON Connor		VIK	* 15.40	15.75	* 15.60	31.00	135.17	+ 5.08
20	35		2000	U16	(5)	STEWART Oliver		NOR	* 15.37		* 15.87	31.24	141.79	- 19.85
21	23		2000	U16	(6)	HOWE Harry		NOR	15.86	* 15.86	* 15.75	31.61	152.00	+ 49.79
22	73		1960	M23	(2)	OHSTEN Ben		NOR	* 16.00	16.02	* 15.96	31.96	161.66	+ 48.55
23	27	13217	1968	M23	(3)	SHARP Anthony		HEM	* 16.05	16.23	* 15.97	32.02	163.31	+ 38.02
24	46		2002	U14	(2)	UPRIGHT Sam		NOR		* 16.06	* 16.03	32.09	165.24	- 45.13
25	20	6894	1961	M23	(4)	SHAILES Darryl		NOR	* 16.27	16.59	* 15.86	32.13	166.34	+ 68.98
26	44		1996	U21	(6)	GENTLE Daniel		NOR	16.45	* 16.25	* 16.00	32.25	169.66	- 32.24
27	32		1964	M23	(5)	THOMSON Stewart		VIK		* 16.64	* 15.68	32.32	171.59	+ 30.43
28	30	22220	1966	M23	(6)	HOLMES Peter		NOR	16.59	* 16.33	* 16.30	32.63	180.14	+ 43.66
29	25		1967	M23	(7)	SYDER Mark		NOR	* 16.41	16.45	* 16.30	32.71	182.34	+ 60.50
30	49		2003	U14	(3)	BUSHELL George		NOR	* 16.39	16.57	* 16.54	32.93	188.41	- 48.79
31	66	22196	2000	U16	(7)	WARSOP Rowan		NOR	* 16.46	16.90	* 16.58	33.04	191.45	-
32	34		1966	M23	(8)	GARRETT Mike		NOR	* 16.51	16.60	* 16.57	33.08	192.55	+ 34.88
33	51		2002	U14	(4)	GOMEZ CLARKE Jamie		NOR	* 16.24	16.56	* 16.86	33.10	193.10	- 61.24
34	45	22138	1987	SM1	(2)	BELLAMY Edward		NOR	16.68	* 16.47	* 16.64	33.11	193.38	- 15.53
35	62		2001	U16	(8)	HADDEN Alex		ESX	* 16.71	16.76	* 16.45	33.16	194.76	- 163.16
36	42		1998	U18	(8)	SYDER James		NOR	16.95	* 16.64	* 16.76	33.40	201.38	+ 8.98
37	33		2001	U16	(9)	MCCABE-ABLE Maximus		VIK	* 16.86	17.08	* 16.83	33.69	209.38	+ 53.83
38	24		1967	M23	(9)	DURANT Jim		VIK	17.16	* 16.95	* 16.83	33.78	211.86	+ 90.82
39	65	21491	2003	U14	(5)	FISHER Harvey		NOR	* 17.01		* 17.04	34.05	219.31	-
40	74		1999	U18	(9)	RATCLIFFE Josh		NOR	* 16.90	17.27	* 17.18	34.08	220.14	- 89.61
41	68		1995	U21	(7)	ARSCOTT Thomas		NOR	18.31	* 17.18	* 16.93	34.11	220.97	-
42	52		2001	U16	(10)	REYNOLDS Joshua		NOR	* 17.19	17.43	* 17.05	34.24	224.55	- 38.59
43	19	10372	1959	M23	(10)	ANDERSON Christopher		VIK		* 17.10	* 17.17	34.27	225.38	+ 133.37
44	17		1998	U18	(10)	LEVENE Harry		VIK	* 17.98		* 16.36	34.34	227.31	+ 143.17
45	54	22212	2003	U14	(6)	MCANALLY Ewan		WGC	* 17.34	17.59	* 17.23	34.57	233.66	- 40.92
46	40		1999	U18	(11)	HEARNEY Christopher		NOR	* 16.56	16.80	* 18.04	34.60	234.48	+ 53.28
47	50		2002	U14	(7)	ROUTLEDGE Sebastian		WGC	* 17.32	17.37	* 17.33	34.65	235.86	- 10.58
48	70		2000	U16	(11)	ROGERS Daniel		VIK	17.63	* 17.51	* 17.21	34.72	237.79	-
49	57		2002	U14	(8)	HARDING Luke		ESX	17.65	* 17.52	* 17.47	34.99	245.24	- 54.39

EASTERN REGION SNOWSPORTS ASSOCIATION 2015

Norfolk "Team Evolution" Summer League

Special Slalom - Female & Male

ERSA Summer League - Final Ranking - Points

Rank	Bib.	RegNo	Year	Cat	(Rank)	Name	Club	Run-1	Run-2	Run-3	Time	Points	Perf
50	56		2002	U14	(9)	HIGGINS James		NOR	* 17.18	17.49	* 17.93	35.11	248.55	- 45.37
51	58		2002	U14	(10)	HEYMOZ Daniel		WGC	17.94	* 17.93	* 17.33	35.26	252.69	- 47.39
52	67		2003	U14	(11)	BARTLETT Arthur		VIK	* 17.41	17.67	* 17.97	35.38	256.00	-
53	71		2001	U16	(12)	HUGHES Thomas		ESX	* 17.38	17.86	* 18.02	35.40	256.55	-
54	37	19696	1996	U21	(8)	CUTHBERT Daryl		VIK	18.21	* 18.12	* 17.81	35.93	271.17	+ 107.70
55	43		1941	M23	(11)	SMITH Michael		BAS	* 18.06	18.19	* 17.90	35.96	272.00	+ 79.01
56	36	21362	1996	U21	(9)	WILSON Geoffrey		VIK		* 18.16	* 18.45	36.61	289.93	+ 126.53
57	75		2002	U14	(12)	YIASIMI Pan		NOR	* 18.48	18.52	* 18.49	36.97	299.86	-
58	64		2003	U14	(13)	SADLER Alfie		NOR	* 18.89	19.42	* 18.99	37.88	324.97	-
59	61		2001	U16	(13)	MARTIN Karl		VIK	21.41	* 18.94	* 19.12	38.06	329.93	- 25.11
60	63		1971	M23	(12)	TURNER Oily		HEM	* 19.66	19.79	* 18.74	38.40	339.31	- 19.07
61	60		1951	M23	(13)	COOPER Douglas		NOR	* 20.46	20.81	* 20.58	41.04	412.14	+ 118.18
62	47		1973	M23	(14)	BARDETTI Marco		HEM	* 20.50		* 20.68	41.18	416.00	+ 200.00




Did Not Start - Run-1 (4)

14	22009	2001	U16		APPLETON Byron		HEM
55	2003	U14		WILLIAMS Elliot		WGC	
59	1958	M23		HEYMOZ Andre'		WGC	
69	22056	2000	U16		SCHLOTE Harry		HEM

Did Not Finish - Run-1 (7)

5	18629	1993	SM1		MOLLOY Daniel		NOR		* 13.16	* 13.17
11	20628	1997	U21		RICHARDSON Thomas		NOR		* 13.76	* 13.77
15	14899	1995	U21		MERCER Patrick		NOR			
36	21362	1996	U21		WILSON Geoffrey		VIK		* 18.16	* 18.45
38	2000	U16		WALEJ Joesph		NOR				
48	22306	2003	U14		TURNER Alfie		HEM		* 19.90	
76	21119	1999	U18		DAVIES Harry		NOR		* 13.93	* 13.80







Disqualified - Run-1 (4)

1	21742	1998	U18		SEWELL Logan		NOR		* 13.09	* 13.05
19	10372	1959	M23		ANDERSON Christopher		VIK		* 17.10	* 17.17
32	1964	M23		THOMSON Stewart		VIK		* 16.64	* 15.68	
46	2002	U14		UPRIGHT Sam		NOR		* 16.06	* 16.03	

Did Not Start - Run-2 (4)

14	22009	2001	U16		APPLETON Byron		HEM
55	2003	U14		WILLIAMS Elliot		WGC	
59	1958	M23		HEYMOZ Andre'		WGC	
69	22056	2000	U16		SCHLOTE Harry		HEM

Did Not Finish - Run-2 (6)

13	18809	1999	U18		FENELEY William		NOR	* 15.04		* 14.67
15	14899	1995	U21		MERCER Patrick		NOR			
16	21723	2000	U16		HOWE Charlie		NOR	* 14.79		* 15.22
38	2000	U16		WALEJ Joesph		NOR				
47	1973	M23		BARDETTI Marco		HEM	* 20.50		* 20.68	
65	21491	2003	U14		FISHER Harvey		NOR	* 17.01		* 17.04

Disqualified - Run-2 (2)

17	1998	U18		LEVENE Harry		VIK	* 17.98		* 16.36	
35	2000	U16		STEWART Oliver		NOR	* 15.37		* 15.87	

Did Not Start - Run-3 (4)




14	22009	2001	U16		APPLETON Byron		HEM
----	-------	------	-----	--	----------------	---	-----

EASTERN REGION SNOWSPORTS ASSOCIATION 2015

Norfolk "Team Evolution" Summer League

Special Slalom - Female & Male

ERSA Summer League - Final Ranking - Points

Rank	Bib.	RegNo	Year	Cat	(Rank) Name	Club	Run-1	Run-2	Run-3	Time	Points	Perf
	55		2003	U14	WILLIAMS Elliot		WGC						
	59		1958	M23	HEYMOZ Andre'		WGC						
	69	22056	2000	U16	SCHLOTE Harry		HEM						

Did Not Finish - Run-3 (9)

	4	18810	1997	U21	FENELEY Luke		NOR	* 13.42	13.48				
	8	22166	1999	U18	HOLMES Thomas		NOR	14.10	* 13.49				
	9		1992	SM1	LEWIS-TAYLOR Mark		NOR	15.13	* 14.90				
	15	14899	1995	U21	MERCER Patrick		NOR						
	22	22164	2001	U16	LONGSTAFF Michael		WGC	15.07	* 14.94				
	38		2000	U16	WALES Joesph		NOR						
	41		2001	U16	BUTTERS Harvey		VIK	17.84	* 17.68				
	53		1955	M23	DANBURY Mike		WGC	20.14	* 20.06				
	72	19713	1997	U21	BOTY Harry		HEM	* 14.27	14.43				

Disqualified - Run-3 (1)

	48	22306	2003	U14	TURNER Alfie		HEM			* 19.90			
--	----	-------	------	-----	---------------------	---	-----	--	--	---------	--	--	--