

# EASTERN REGION SNOWSPORTS ASSOCIATION 2015

## Hemel "Team Evolution" Summer League






































### Special Slalom


### ERSA Summer League - GS Final Ranking





















Rank Bib. RegNo Year Cat Rank Name ..... Club Run-1 Run-2 Time

#### === ERSA Girls and Ladies ===

1	66		2002	U14	(1)	SCRANAGE-HARRISON Elenor		HEM *	11.47	11.47
2	67		2001	U16	(1)	LUCK Jemma		NOR *	12.06	12.06
3	99	18617	1997	U21	(1)	HANCOCK Maxine		MID *	12.17	12.17
4	64	19680	1998	U18	(1)	BAXTER Phillipa		VIK *	12.20	12.20
5	62		2001	U16	(2)	HAWKINS Zara		HEM *	12.33	12.33
6	65		2001	U16	(3)	HAWKINS Danielle		HEM *	12.35	12.35
7	81	22536	2000	U16	(4)	MCLEISH Alice		ESX *	12.36	12.36
8	80		1999	U18	(2)	BLYTH Charlotte		HEM *	12.54	12.54
9	86		2003	U14	(2)	BOTY Nia		HEM *	12.58	12.58
10	74		2001	U16	(5)	HAWKINS Lily		HEM *	12.69	12.69
11	79		2002	U14	(3)	WARMINGTON Harriet		HEM *	12.73	12.73
12	68	14159	1970	M23	(1)	ANDERSON Beverley		VIK *	12.92	12.92
13	76		2002	U14	(4)	ROSE Rebecca		SMK *	12.93	12.93
13	61		2000	U16	(6)	WEBSTER Atlanta		NOR *	12.93	12.93
15	10		2005	U12	(1)	BARTLETT Honor		VIK *	12.94	12.94
16	71		1971	M23	(2)	SAMPSON Melissa		NOR *	12.96	12.96
17	83		2000	U16	(7)	COLLEN Grace		NOR *	13.11	13.11
18	85		2002	U14	(5)	ORCHARD Ellie		HEM *	13.35	13.35
18	1		2005	U12	(2)	MANN Madeleine		VIK *	13.35	13.35
20	92	21925	2003	U14	(6)	MCLEISH Emily		ESX *	13.44	13.44
21	73		2000	U16	(8)	BURROUGHS Hannah		NOR *	13.50	13.50
22	14		2004	U12	(3)	HERRIES Olivia		HEM *	13.74	13.74
23	9		2004	U12	(4)	GIBSON Sophie		HEM *	13.80	13.80
24	90		2000	U16	(9)	PARSONS Emily		HEM *	13.98	13.98
25	88		1978	SM1	(1)	MANCE Jessica		HEM *	14.07	14.07
26	84	20178	1967	M23	(3)	DEIGHTON Avelline		HEM *	14.08	14.08
27	11		2007	U10	(1)	TUTT Holly		HEM *	14.15	14.15
28	87	22515	2003	U14	(7)	SHELLEY Annie		VIK *	14.30	14.30
29	15		2006	U10	(2)	QUALTROUGH Sofia		HEM *	14.31	14.31
30	91		2003	U14	(8)	BARDER Katie		HEM *	14.36	14.36
31	4		2005	U12	(5)	TWEEDY Petra		VIK *	14.37	14.37
32	96	21719	2003	U14	(9)	THOMAS Sophie		HEM *	14.54	14.54
33	19		2005	U12	(6)	SHAW Emma		HEM *	14.64	14.64
34	94		2003	U14	(10)	FARROW Ellie		HEM *	14.73	14.73
35	2		2005	U12	(7)	ARLOTT Holly		HEM *	14.79	14.79
36	89		2002	U14	(11)	NIGHTINGALE Jessica		SMK *	14.96	14.96
37	5		2005	U12	(8)	HEMMING Anya		MID *	15.19	15.19
38	18		2007	U10	(3)	FARROW Isla		HEM *	20.06	20.06

Rank	Bib.	RegNo	Year	Cat	Rank	Name	.....	Club	Run-1	Run-2	Time
39	12		2006	U10	(4)	BLACKWELL Lucy		TAL	* 24.65		24.65

## Did Not Start - Run-1 (18)

3			2004	U12		ROW Stella		VIK			
6			2007	U10		BUSHELL Grace		NOR			
7			2004	U12		JONES Charlotte		TAL			
8			2006	U10		FAIRFULL Madeleine		HEM			
13			2006	U10		HOWESON Olivia		HEM			
16			2005	U12		SAUNDERS Mackenzi		VIK			
17			2010	U08		SINCLAIR Eve		VIK			
63			2000	U16		KRAHELSKI Alicja		HEM			
70			1999	U18		BARDER Beatrice		HEM			
72	21219		1999	U18		DEAN Emily		HEM			
75	20139		1997	U21		COE Megan		NOR			
77			2002	U14		BARNARD Xynia		NOR			
78			1999	U18		BELGER Hattie		HEM			
82			2000	U16		BRADLEY Lydia		HEM			
93			1984	SM1		EDWARDS Donna		VIK			
95			2003	U14		WATERS Abigail		HEM			
97			2002	U14		MORGAN Samantha		HEM			
98	21734		2001	U16		ATKINSON Molly		CHT			

## Disqualified - Run-1 (1)

69	18793		1997	U21		O'NEILL Ella		HEM			
----	-------	--	------	-----	--	--------------	---	-----	--	--	--

## === ERSA Boys and Men ===

1	111		1993	SM1	(1)	THOMPSON Matthew		HEM	* 10.78		10.78
2	110	19005	1995	U21	(1)	NORRIS Kieran		HEM	* 10.95		10.95
3	186		1999	U18	(1)	BINGHAM Jonathan		ESX	* 11.04		11.04
4	106		1997	U21	(2)	FENELEY Luke		NOR	* 11.11		11.11
5	115	18629	1993	SM1	(2)	MOLLOY Daniel		NOR	* 11.24		11.24
6	174		1983	SM1	(3)	TRAHERNE Alex		HEM	* 11.35		11.35
7	105		2001	U16	(1)	APPLETON Byron		HEM	* 11.45		11.45
8	128		1998	U18	(2)	MCDONALD-PROCTOR Richard		HEM	* 11.46		11.46
9	112		1997	U21	(3)	WARMINGTON Richard		HEM	* 11.59		11.59
10	116		2000	U16	(2)	NEWTON William		HEM	* 11.66		11.66
11	172	22183	1973	M23	(1)	PHIPPEN Chris		HEM	* 11.67		11.67
12	121		2001	U16	(3)	LONGSTAFF Michael		WGC	* 11.74		11.74
12	114	20481	2001	U16	(3)	HUDSON Thomas		NOR	* 11.74		11.74
14	109	19639	1998	U18	(3)	BARTON Daniel		HEM	* 11.79		11.79
15	122	13217	1968	M23	(2)	SHARP Anthony		HEM	* 11.88		11.88
16	137		2001	U16	(5)	ROBERTSON Ewan		ESX	* 11.89		11.89
17	117	19135	1961	M23	(3)	NORRIS John		HEM	* 11.90		11.90
18	180	22490	2002	U14	(1)	CUNNINGHAM Jack		EVO	* 11.94		11.94
19	184		1999	U18	(4)	COWAN Nicholas		ESX	* 11.98		11.98
20	142		2003	U14	(2)	NEWTON Charlie		HEM	* 12.02		12.02
21	123		2003	U14	(3)	THOMPSON Joseph		NOR	* 12.09		12.09
22	185		2002	U14	(4)	BINGHAM Nicholas		ESX	* 12.17		12.17
23	124		1996	U21	(4)	REEDER James		VIK	* 12.19		12.19







## EASTERN REGION SNOWSPORTS ASSOCIATION 2015

## Hemel "Team Evolution" Summer League








































## Special Slalom

## ERSA Summer League - GS Final Ranking

Rank	Bib.	RegNo	Year	Cat	[Rank]	Name	.....	Club	Run-1	Run-2	Time
24	134	20748	2003	U14	(5)	DADE Tommy		NOR *	12.20		12.20
25	135	19774	2002	U14	(6)	BARTON Dominic		HEM *	12.22		12.22
26	126		1965	M23	(4)	SINEY Rick		BAS *	12.26		12.26
27	22		2005	U12	(1)	STANWAY Kayne		SMK *	12.29		12.29
28	133		1999	U18	(5)	DEWSON Oliver		NOR *	12.34		12.34
29	176	20239	1993	SM1	(4)	CHAMPION Ben		CHT *	12.35		12.35
30	26		2005	U12	(2)	LOUTH Oscar		HEM *	12.38		12.38
31	24		2005	U12	(3)	OGDEN Alexander		NOR *	12.45		12.45
32	54	21837	2005	U12	(4)	WOOLEY Kieran		MID *	12.56		12.56
33	181		2001	U16	(6)	COOK Adam		HEM *	12.66		12.66
34	147		2003	U14	(7)	TURNER Alfie		HEM *	12.67		12.67
35	171		1967	M23	(5)	KING Alistair		HEM *	12.68		12.68
36	150		2003	U14	(8)	MCANALLY Ewan		WGC *	12.69		12.69
37	130	22816	1960	M23	(6)	OHSTEN Ben		NOR *	12.71		12.71
38	136		2000	U16	(7)	WALES Joesph		NOR *	12.72		12.72
39	125	10372	1959	M23	(7)	ANDERSON Christopher		VIK *	12.74		12.74
40	148		1999	U18	(6)	DE VILLIERS Nicholas		HEM *	12.80		12.80
41	146	41974	1960	M23	(8)	THOMAS Pat		HEM *	12.81		12.81
41	140		2001	U16	(8)	HEMMING Ethan		MID *	12.81		12.81
43	178	17468	1961	M23	(9)	GIBB Jim		CHT *	12.84		12.84
44	183		2000	U16	(9)	ISON Seb		HEM *	12.90		12.90
45	173		2001	U16	(10)	MARTIN Joe		ESX *	12.94		12.94
45	34		2006	U10	(1)	SINCLAIR Laurence		VIK *	12.94		12.94
47	152		2001	U16	(11)	MARTIN Alex		ESX *	13.00		13.00
47	28		2005	U12	(5)	PARKER Travis		NOR *	13.00		13.00
49	158		2003	U14	(9)	BARTLETT Arthur		VIK *	13.04		13.04
50	35		2004	U12	(6)	SINCLAIR Charles		VIK *	13.10		13.10
51	23	22059	2006	U10	(2)	DADE Jake		NOR *	13.14		13.14
52	141		2002	U14	(10)	UPRIGHT Sam		NOR *	13.18		13.18
53	153	20264	2003	U14	(11)	REIDY Thomas		HEM *	13.23		13.23
54	164		2002	U14	(12)	MCDONALD-PROCTOR William		HEM *	13.31		13.31
55	143		1966	M23	(10)	GARRETT Mike		NOR *	13.41		13.41
56	45		2004	U12	(7)	MARTIN Max		ESX *	13.42		13.42
57	167		2003	U14	(13)	TAMANA Hari		HEM *	13.49		13.49
57	32	21713	2004	U12	(8)	B EGLIN Thomas		HEM *	13.49		13.49
59	29		2004	U12	(9)	QUALTROUGH Joseph		HEM *	13.50		13.50
60	132		1967	M23	(11)	SYDER Mark		NOR *	13.68		13.68
61	161		1958	M23	(12)	HEYMOZ Andre'		WGC *	13.72		13.72
62	25		2006	U10	(3)	SMITH Ben		VIK *	13.75		13.75
63	155		2001	U16	(12)	HUGHES Thomas		ESX *	13.77		13.77
64	21		2005	U12	(10)	STANLEY Harvey		HEM *	13.82		13.82
65	156		2002	U14	(14)	VLAISAVLJEVIC Zak		HEM *	13.91		13.91
66	154		2002	U14	(15)	HEYMOZ Daniel		WGC *	14.10		14.10
67	55		2006	U10	(4)	PARKES Oliver		HEM *	14.12		14.12
68	168		1997	U21	(5)	PATTERSON Greg		HEM *	14.39		14.39
69	47		2006	U10	(5)	PHILLIPS Daniel		WGC *	14.87		14.87
70	30		2005	U12	(11)	CHAUHAN Rohan		NOR *	14.99		14.99
71	27		2005	U12	(12)	WALES Jonathan		NOR *	15.17		15.17
72	37		2005	U12	(13)	PAGE-BROWNE Adam		WGC *	15.31		15.31
73	56	22780	2007	U10	(6)	BOODEEA Adam		SZR *	15.44		15.44
74	44		2006	U10	(7)	HADINGHAM Alex		NOR *	15.47		15.47
75	36		2004	U12	(14)	VLAISAVLJEVIC Max		HEM *	15.52		15.52

Rank	Bib.	RegNo	Year	Cat	Rank	Name	.....	Club	Run-1	Run-2	Time
76	33		2007	U10	(8)	SMITH Bradley		VIK	* 15.88		15.88
77	38		2007	U10	(9)	MITCHELL Kieran		NOR	* 15.94		15.94
78	39		2004	U12	(15)	COLLEN Hamish		NOR	* 16.27		16.27
79	49		2009	U08	(1)	BLACKWELL Jasper		TAL	* 16.76		16.76
80	40		2004	U12	(16)	ALI Dylan		VIK	* 16.95		16.95
81	57		2006	U10	(10)	MARTIN Todd		ESX	* 18.01		18.01
82	46		2008	U08	(2)	MINTON-LEE Frankie		WGC	* 18.73		18.73
83	53		2008	U08	(3)	BOODEEA Benjamin		SZR	* 20.08		20.08
84	48		2007	U10	(11)	CHILDS Scott		WGC	* 20.35		20.35

## Did Not Start - Run-1 (39)

	31		2004	U12		METHERINGHAM Zachary		SMK			
	41		2005	U12		KILPATRICK Maxwell		HEM			
	42		2007	U10		ENGLAND Alfie		ESX			
	43		2004	U12		DUNN Zak		HEM			
	50		2007	U10		WEBB Joshua		ESX			
	51		2004	U12		BOURKE Thomas		HEM			
	52	22673	2007	U10		ATKINSON Liam		CHT			
	58		2005	U12		MARSHALL Callum		TAL			
	101	11915	1984	SM1		TELLING Marc		HEM			
	102	17467	1993	SM1		TREBILCOCK Robert		VIK			
	103		1997	U21		BOTY Harry		HEM			
	104	18258	1999	U18		DAVIES Finlay		SMK			
	107		1996	U21		KRAHELSKI Oliver		HEM			
	108		2001	U16		TROUNG Aaron		VIK			
	113		1996	U21		HENDERSON Tom		HEM			
	118	19702	1998	U18		WEBB Jamie		SMK			
	119	19710	1996	U21		PENNING-LAMBERT Matthew		HEM			
	120		1999	U18		CHILDS Lewis		WGC			
	127	20543	1999	U18		LODER Edward		HEM			
	129		1997	U21		SCHOFIELD Connor		HEM			
	138	22196	2000	U16		WARSOP Rowan		NOR			
	139		2000	U16		BURNETT Cameron		WGC			
	144		2003	U14		BUSHELL George		NOR			
	145	21129	2002	U14		LODER Angus		HEM			
	149	22056	2000	U16		SCHLOTE Harry		HEM			
	151		1959	M23		CLARKE Christopher		HEM			
	157		2003	U14		WILLIAMS Elliot		WGC			
	159		1956	M23		BRADLEY Stephen		HEM			
	160		1971	M23		TURNER Oily		HEM			
	162		2003	U14		FAIRFULL Max		HEM			
	163		1999	U18		BURNETT Alex		WGC			
	165		2003	U14		KAPADIA Alex		HEM			
	166		2000	U16		MANNION Fynn		HEM			
	169		2003	U14		HINE Harry		HEM			
	170		2003	U14		SMITH Alexander		SMK			
	175	21103	2001	U16		WILLIAMS-GRAVENER David		FLK			
	177		2002	U14		ALDRED Samuel		GRV			
	179	21626	1967	M23		ATKINSON Andrew		CHT			
	182		1999	U18		MORGAN Jonathan		HEM			

**EASTERN REGION SNOWSPORTS ASSOCIATION 2015**

**Hemel "Team Evolution" Summer League**

**Special Slalom**

**ERSA Summer League - GS Final Ranking**

<u>Rank</u>	<u>Bib.</u>	<u>RegNo</u>	<u>Year</u>	<u>Cat</u>	<u>Rank</u>	<u>Name</u>	<u>.....</u>	<u>Club</u>	<u>Run-1</u>	<u>Run-2</u>	<u>Time</u>
-------------	-------------	--------------	-------------	------------	-------------	-------------	--------------	-------------	--------------	--------------	-------------

**Disqualified - Run-1 (1)**

131	1966	M23	<b>CORMACK Callum</b>		HEM
-----	------	-----	-----------------------	---	-----