

EASTERN REGION SNOWSPORTS ASSOCIATION 2015

HEM "Team Evolution" Summer League

Special Slalom - Girls & Boys - Under 12's

Ranking






Rank	Bib.	RegNo	Name	Year	Run 1	Run 2	Time	Gap
------	------	-------	------	------	-------	-------	-------	------	-----

++ Under 08 - Girls ++

1	17		SINCLAIR Eve	2010		30.27	27.31	27.31	
---	----	--	--------------	------	---	-------	-------	-------	--

++ Under 08 - Boys ++

1	46		MINTON-LEE Frankie	2008		23.88	22.03	22.03	
2	53		BOODEEA Benjamin	2008		22.32	22.68	22.32	0.29
3	49		BLACKWELL Jasper	2009			24.05	24.05	2.02















Disqualified - Run 1 (1)

	49		BLACKWELL Jasper	2009			24.05		
--	----	--	------------------	------	---	--	-------	--	--










++ Under 10 - Girls ++

1	11		TUTT Holly	2007		16.30	16.09	16.09	
2	13		HOWESON Olivia	2006		16.10	16.20	16.10	0.01
3	12		BLACKWELL Lucy	2006		16.24	16.23	16.23	0.14
4	15		QUALTROUGH Sofia	2006		17.18	16.67	16.67	0.58
5	8		FAIRFULL Madeleine	2006		19.91	18.91	18.91	2.82
6	6		BUSHELL Grace	2007		20.34	19.61	19.61	3.52
7	18		FARROW Isla	2007		24.53	23.58	23.58	7.49

++ Under 10 - Boys ++

1	23	22059	DADE Jake	2006		15.33	15.16	15.16	
2	55		PARKES Oliver	2006		16.01	16.26	16.01	0.85
3	56	22780	BOODEEA Adam	2007		16.25	36.55	16.25	1.09
3	25		SMITH Ben	2006		16.35	16.25	16.25	1.09
5	34		SINCLAIR Laurence	2006		16.27	16.55	16.27	1.11
6	52	22673	ATKINSON Liam	2007		16.77	16.56	16.56	1.40
7	33		SMITH Bradley	2007		17.36	18.21	17.36	2.20
8	47		PHILLIPS Daniel	2006		19.01	18.16	18.16	3.00
9	38		MITCHELL Kieran	2007		18.28	19.17	18.28	3.12
10	42		ENGLAND Alfie	2007		19.79	20.02	19.79	4.63
11	44		HADINGHAM Alex	2006		20.77	20.82	20.77	5.61
12	50		WEBB Joshua	2007		24.52	23.25	23.25	8.09
13	57		MARTIN Todd	2006		23.29	23.38	23.29	8.13
14	48		CHILDS Scott	2007		32.14	27.24	27.24	12.08

HEM "Team Evolution" Summer League
 Special Slalom - Girls & Boys - Under 12's
 Ranking

Rank	Bib.	RegNo	Name	Year	Run 1	Run 2	Time	Gap
++ Under 12 - Girls ++									
1	14		HERRIES Olivia	2004		15.48	14.90	14.90	
2	10		BARTLETT Honor	2005			15.45	15.45	0.55
3	1		MANN Madeleine	2005		15.46	16.05	15.46	0.56
4	9		GIBSON Sophie	2004		15.59	15.80	15.59	0.69
5	4		TWEEDY Petra	2005		16.40	16.71	16.40	1.50
6	19		SHAW Emma	2005		18.00	17.34	17.34	2.44
7	2		ARLOTT Holly	2005		17.81	18.90	17.81	2.91
8	5		HEMMING Anya	2005		18.72	19.13	18.72	3.82
9	16		SAUNDERS Mackenzi	2005		24.78	24.28	24.28	9.38

Did Not Start - Run 1 (2)

3			ROW Stella	2004					
7			JONES Charlotte	2004					

Disqualified - Run 1 (1)

10			BARTLETT Honor	2005			15.45		
----	--	--	----------------	------	---	--	-------	--	--

Did Not Start - Run 2 (2)

3			ROW Stella	2004					
7			JONES Charlotte	2004					

++ Under 12 - Boys ++

1	31		METHERINGHAM Zachary	2004		12.94	13.50	12.94	
2	22		STANWAY Kayne	2005		13.43	14.03	13.43	0.49
3	54	21837	WOOLEY Kieran	2005		13.81	14.09	13.81	0.87
4	24		OGDEN Alexander	2005		14.14	14.96	14.14	1.20
5	28		PARKER Travis	2005		14.45	14.84	14.45	1.51
6	26		LOUTH Oscar	2005		14.50	15.05	14.50	1.56
7	35		SINCLAIR Charles	2004		15.50		15.50	2.56
8	29		QUALTROUGH Joseph	2004		15.55	16.71	15.55	2.61
9	41		KILPATRICK Maxwell	2005		15.87	16.17	15.87	2.93
10	45		MARTIN Max	2004		16.60	16.50	16.50	3.56
11	27		WALES Jonathan	2005		17.06	16.65	16.65	3.71
12	43		DUNN Zak	2004		17.01	17.08	17.01	4.07
13	21		STANLEY Harvey	2005		18.47	17.06	17.06	4.12
14	58		MARSHALL Callum	2005		17.74	17.48	17.48	4.54
15	30		CHAUHAN Rohan	2005		18.53	18.06	18.06	5.12
16	37		PAGE-BROWNE Adam	2005		18.67	18.63	18.63	5.69
17	36		VLAISAVLJEVIC Max	2004		18.96	19.35	18.96	6.02
18	51		BOURKE Thomas	2004		20.14	19.70	19.70	6.76
19	40		ALI Dylan	2004		20.15	20.63	20.15	7.21
20	39		COLLEN Hamish	2004		20.58	20.31	20.31	7.37
21	32	21713	B EGLIN Thomas	2004			1:01.63	1:01.63	48.69

Disqualified - Run 1 (1)

32	21713		B EGLIN Thomas	2004			1:01.63		
----	-------	--	----------------	------	---	--	---------	--	--

Did Not Finish - Run 2 (1)

35			SINCLAIR Charles	2004		15.50			
----	--	--	------------------	------	---	-------	--	--	--

EASTERN REGION SNOWSPORTS ASSOCIATION 2015

HEM "Team Evolution" Summer League














Special Slalom - Female & Male

ERSA Summer League - Final Ranking



Rank	Bib.	RegNo	Year	Cat	Rank	Name	Club	Run 1	Run 2	Time
------	------	-------	------	-----	------	------	-------	------	-------	-------	------

++ Under 14 - Girls ++

1	66		2002	U14	(1)	SCRANAGE-HARRISON Elenor		HEM	13.61	* 13.32	13.32
2	76		2002	U14	(2)	ROSE Rebecca		SMK	15.61	* 15.31	15.31
3	86		2003	U14	(3)	BOTY Nia		HEM	15.81	* 15.79	15.79
4	85		2002	U14	(4)	ORCHARD Ellie		HEM	15.92	* 15.89	15.89
5	79		2002	U14	(5)	WARMINGTON Harriet		HEM	16.13	* 15.94	15.94
6	92	21925	2003	U14	(6)	MCLEISH Emily		ESX	17.25	* 16.39	16.39
7	97		2002	U14	(7)	MORGAN Samantha		HEM	* 16.48	16.54	16.48
8	91		2003	U14	(8)	BARDER Katie		HEM	17.22	* 16.70	16.70
9	95		2003	U14	(9)	WATERS Abigail		HEM	* 17.07	17.50	17.07
10	87	22515	2003	U14	(10)	SHELLEY Annie		VIK	17.71	* 17.22	17.22
11	94		2003	U14	(11)	FARROW Ellie		HEM	17.99	* 17.43	17.43
12	89		2002	U14	(12)	NIGHTINGALE Jessica		SMK	* 17.86		17.86
13	96	21719	2003	U14	(13)	THOMAS Sophie		HEM	18.51	* 17.95	17.95

Did Not Start - Run 1 (1)

77		2002	U14			BARNARD Xynia		NOR			
----	--	------	-----	--	--	---------------	---	-----	--	--	--











Did Not Start - Run 2 (1)

77		2002	U14			BARNARD Xynia		NOR			
----	--	------	-----	--	--	---------------	---	-----	--	--	--

Did Not Finish - Run 2 (1)

89		2002	U14			NIGHTINGALE Jessica		SMK	* 17.86		
----	--	------	-----	--	--	---------------------	---	-----	---------	--	--

++ Under 14 - Boys ++













1	134	20748	2003	U14	(1)	DADE Tommy		NOR	* 13.04	13.26	13.04
2	180	22490	2002	U14	(2)	CUNNINGHAM Jack		EVO		* 13.45	13.45
3	142		2003	U14	(3)	NEWTON Charlie		HEM	* 13.87	14.34	13.87
4	123		2003	U14	(4)	THOMPSON Joseph		NOR	14.20	* 13.90	13.90
5	186		2002	U14	(5)	BINGHAM Nicholas		ESX	14.20	* 13.93	13.93
6	135	19774	2002	U14	(6)	BARTON Dominic		HEM	14.33	* 14.21	14.21
7	177		2002	U14	(7)	ALDRED Samuel		GRV	19.71	* 14.26	14.26
8	147		2003	U14	(8)	TURNER Alfie		HEM	* 14.27	14.61	14.27
9	145	21129	2002	U14	(9)	LODER Angus		HEM	* 14.45		14.45
10	164		2002	U14	(10)	MCDONALD-PROCTOR William		HEM	* 14.59	15.32	14.59

EASTERN REGION SNOWSPORTS ASSOCIATION 2015

HEM "Team Evolution" Summer League

Special Slalom - Female & Male

ERSA Summer League - Final Ranking

Rank	Bib.	RegNo	Year	Cat	Rank	Name	Club	Run 1	Run 2	Time
11	141		2002	U14	(11)	UPRIGHT Sam		NOR	15.11 *	15.03	15.03
12	153	20264	2003	U14	(12)	REIDY Thomas		HEM	* 15.18	15.37	15.18
13	158		2003	U14	(13)	BARTLETT Arthur		VIK	* 15.49	15.70	15.49
14	144		2003	U14	(14)	BUSHELL George		NOR	15.91 *	15.57	15.57
15	170		2003	U14	(15)	SMITH Alexander		SMK	* 15.84		15.84
16	169		2003	U14	(16)	HINE Harry		HEM	* 15.86		15.86
17	162		2003	U14	(17)	FAIRFULL Max		HEM		* 15.88	15.88
18	150		2003	U14	(18)	MCANALLY Ewan		WGC	* 16.01	16.15	16.01
19	167		2003	U14	(19)	TAMANA Hari		HEM	16.32 *	16.24	16.24
20	156		2002	U14	(20)	VLAISAVLJEVIC Zak		HEM	* 16.79	16.90	16.79
21	154		2002	U14	(21)	HEYMOZ Daniel		WGC	* 16.96	17.50	16.96
22	157		2003	U14	(22)	WILLIAMS Elliot		WGC	17.73 *	17.14	17.14

Did Not Start - Run 1 (1)

165		2003	U14		KAPADIA Alex		HEM
-----	--	------	-----	--	--------------	---	-----

Disqualified - Run 1 (2)

162		2003	U14		FAIRFULL Max		HEM	* 15.88
180	22490	2002	U14		CUNNINGHAM Jack		EVO	* 13.45



Did Not Start - Run 2 (1)

165		2003	U14		KAPADIA Alex		HEM
-----	--	------	-----	--	--------------	---	-----













Did Not Finish - Run 2 (1)

170		2003	U14		SMITH Alexander		SMK	* 15.84
-----	--	------	-----	--	-----------------	---	-----	---------

Disqualified - Run 2 (2)














145	21129	2002	U14		LODER Angus		HEM	* 14.45
169		2003	U14		HINE Harry		HEM	* 15.86

++ Under 16 - Girls ++




1	63		2000	U16	(1)	KRAHELSKI Alicja		HEM	13.51 *	13.38	13.38
2	62		2001	U16	(2)	HAWKINS Zara		HEM	* 14.61	14.71	14.61
3	65		2001	U16	(3)	HAWKINS Danielle		HEM	* 14.92	15.46	14.92
4	81	22536	2000	U16	(4)	MCLEISH Alice		ESX	* 14.98	15.13	14.98
5	73		2000	U16	(5)	BURROUGHS Hannah		NOR	15.30 *	15.21	15.21
6	67		2001	U16	(6)	LUCK Jemma		NOR	* 15.26	15.55	15.26
7	74		2001	U16	(7)	HAWKINS Lily		HEM	16.01 *	15.42	15.42
8	61		2000	U16	(8)	WEBSTER Atlanta		NOR	16.61 *	15.90	15.90
9	98	21734	2001	U16	(9)	ATKINSON Molly		CHT	16.35 *	16.01	16.01
10	82		2000	U16	(10)	BRADLEY Lydia		HEM	* 16.13	16.62	16.13
11	83		2000	U16	(11)	COLLEN Grace		NOR	* 16.37	16.90	16.37
12	90		2000	U16	(12)	PARSONS Emily		HEM	* 17.03	17.28	17.03

++ Under 16 - Boys ++

1	105		2001	U16	(1)	APPLETON Byron		HEM	* 12.54	12.63	12.54
---	-----	--	------	-----	-----	----------------	---	-----	---------	-------	-------

Rank	Bib.	RegNo	Year	Cat	[Rank]	Name	Club	Run 1	Run 2	Time
2	137		2001	U16	(2)	ROBERTSON Ewan		HEM	13.02	* 13.01	13.01
3	114	20481	2001	U16	(3)	HUDSON Thomas		NOR		* 13.09	13.09
4	121		2001	U16	(4)	LONGSTAFF Michael		WGC	13.29	* 13.14	13.14
5	116		2000	U16	(5)	NEWTON William		HEM		* 13.57	13.57
6	139		2000	U16	(6)	BURNETT Cameron		WGC	* 14.35	15.41	14.35
7	136		2000	U16	(7)	WALES Joesph		NOR	* 14.66	14.97	14.66
8	140		2001	U16	(8)	HEMMING Ethan		MID	14.87	* 14.69	14.69
9	183		2000	U16	(9)	ISON Seb		HEM	15.45	* 14.95	14.95
10	152		2001	U16	(10)	MARTIN Alex		ESX	* 15.32	15.37	15.32
11	173		2001	U16	(11)	MARTIN Joe		ESX	15.58	* 15.37	15.37
12	149	22056	2000	U16	(12)	SCHLOTE Harry		HEM	15.84	* 15.73	15.73
13	166		2000	U16	(13)	MANNION Fynn		HEM	16.02	* 15.81	15.81
14	181		2001	U16	(14)	COOK Adam		HEM	17.12	* 15.88	15.88
15	155		2001	U16	(15)	HUGHES Thomas		ESX	20.70	* 16.42	16.42




Did Not Start - Run 1 (3)

108		2001	U16		TROUNG Aaron		VIK
138	22196	2000	U16		WARSOP Rowan		NOR
175	21103	2001	U16		WILLIAMS-GRAVENER David		FLK






Did Not Finish - Run 1 (2)

114	20481	2001	U16		HUDSON Thomas		NOR	* 13.09
116		2000	U16		NEWTON William		HEM	* 13.57

Did Not Start - Run 2 (3)

108		2001	U16		TROUNG Aaron		VIK
138	22196	2000	U16		WARSOP Rowan		NOR
175	21103	2001	U16		WILLIAMS-GRAVENER David		FLK

++ Under 18 - Girls ++

1	72	21219	1999	U18	(1)	DEAN Emily		HEM	* 14.55	14.55	
2	80		1999	U18	(2)	BLYTH Charlotte		HEM	* 14.66	15.01	14.66
3	64	19680	1998	U18	(3)	BAXTER Phillipa		VIK	15.17	* 14.95	14.95
4	78		1999	U18	(4)	BELGER Hattie		HEM	* 14.97	15.35	14.97
5	70		1999	U18	(5)	BARDER Beatrice		HEM	* 15.32	15.46	15.32

Did Not Finish - Run 1 (1)

72	21219	1999	U18		DEAN Emily		HEM	* 14.55
----	-------	------	-----	--	------------	---	-----	---------

++ Under 18 - Boys ++








1	104	18256	1999	U18	(1)	DAVIES Finlay		SMK	* 12.04	12.49	12.04
2	109	19639	1998	U18	(2)	BARTON Daniel		HEM	* 12.36	12.70	12.36
3	128		1998	U18	(3)	MCDONALD-PROCTOR Richard		HEM	* 12.54	12.95	12.54
4	185		1999	U18	(4)	BINGHAM Jonathan		ESX		* 12.85	12.85
5	127	20543	1999	U18	(5)	LODER Edward		HEM	* 12.91	13.81	12.91

EASTERN REGION SNOWSPORTS ASSOCIATION 2015

HEM "Team Evolution" Summer League

Special Slalom - Female & Male

ERSA Summer League - Final Ranking

Rank	Bib.	RegNo	Year	Cat	[Rank]	Name	Club	Run 1	Run 2	Time
6	118	19702	1998	U18	(6)	WEBB Jamie		SMK *	12.95	13.59	12.95
7	182		1999	U18	(7)	MORGAN Jonathan		HEM *	13.51	13.52	13.51
8	120		1999	U18	(8)	CHILDS Lewis		WGC *	13.87	14.55	13.87
9	184		1999	U18	(9)	COWAN Nicholas		ESX	14.38	* 14.09	14.09
10	133		1999	U18	(10)	DEWSON Oliver		NOR *	14.30		14.30
11	148		1999	U18	(11)	DE VILLIERS Nicholas		HEM	15.28	* 15.19	15.19
12	163		1999	U18	(12)	BURNETT Alex		WGC *	17.71	17.76	17.71

Disqualified - Run 1 (1)

185		1999	U18		BINGHAM Jonathan		ESX		* 12.85		
-----	--	------	-----	--	------------------	---	-----	--	---------	--	--










Disqualified - Run 2 (1)

133		1999	U18		DEWSON Oliver		NOR *	14.30			
-----	--	------	-----	--	---------------	---	-------	-------	--	--	--

++ Under 21 - Ladies ++

1	69	18793	1997	U21	(1)	O'NEILL Ella		HEM *	13.90	14.04	13.90
2	75	20139	1997	U21	(2)	COE Megan		NOR	14.64	* 14.52	14.52
3	99	18617	1997	U21	(3)	HANCOCK Maxine		MID *	14.55	14.91	14.55

++ Under 21 - Men ++

1	110	19005	1995	U21	(1)	NORRIS Kieran		HEM		* 11.50	11.50
2	106		1997	U21	(2)	FENELEY Luke		NOR *	12.38	12.64	12.38
3	113		1996	U21	(3)	HENDERSON Tom		HEM		* 12.47	12.47
4	112		1997	U21	(4)	WARMINGTON Richard		HEM *	12.70	12.73	12.70
5	119	19710	1996	U21	(5)	PENNING-LAMBERT Matthew		HEM *	12.89	13.47	12.89
6	107		1996	U21	(6)	KRAHELSKI Oliver		HEM		* 12.92	12.92
7	103		1997	U21	(7)	BOTY Harry		HEM *	13.19	13.35	13.19
8	124		1996	U21	(8)	REEDER James		VIK *	13.61	14.10	13.61
9	129		1997	U21	(9)	SCHOFIELD Connor		HEM *	14.10		14.10
10	168		1997	U21	(10)	PATTERSON Greg		HEM	17.57	* 17.48	17.48

Did Not Finish - Run 1 (1)

113		1996	U21		HENDERSON Tom		HEM		* 12.47		
-----	--	------	-----	--	---------------	---	-----	--	---------	--	--

Disqualified - Run 1 (2)

107		1996	U21		KRAHELSKI Oliver		HEM		* 12.92		
110		19005	1995	U21		NORRIS Kieran		HEM		* 11.50	

Disqualified - Run 2 (1)

129		1997	U21		SCHOFIELD Connor		HEM *	14.10			
-----	--	------	-----	--	------------------	---	-------	-------	--	--	--

++ Senior/Masters 1 - Ladies ++

1	88		1978	SM1	(1)	MANCE Jessica		HEM *	18.37	18.84	18.37
---	----	--	------	-----	-----	---------------	---	-------	-------	-------	-------

Rank	Bib.	RegNo	Year	Cat	Rank	Name	Club	Run 1	Run 2	Time
------	------	-------	------	-----	------	------	-------	------	-------	-------	------

Did Not Start - Run 1 (1)

93	1984	SM1			EDWARDS Donna		VIK				
----	------	-----	--	--	----------------------	---	-----	--	--	--	--

Did Not Start - Run 2 (1)

93	1984	SM1			EDWARDS Donna		VIK				
----	------	-----	--	--	----------------------	---	-----	--	--	--	--

++ Senior/Masters 1 - Men ++

1	101	11915	1984	SM1	(1)	TELLING Marc		HEM	* 11.51		11.51
2	111		1993	SM1	(2)	THOMPSON Matthew		HEM	11.85	* 11.74	11.74
3	102	17467	1993	SM1	(3)	TREBILCOCK Robert		VIK	* 11.92		11.92
4	115	18629	1993	SM1	(4)	MOLLOY Daniel		NOR		* 12.40	12.40
5	176	20239	1993	SM1	(5)	CHAMPION Ben		CHT	14.21	* 13.94	13.94
6	174		1983	SM1	(6)	TRAHERNE Alex		HEM	* 14.25	14.35	14.25

Disqualified - Run 1 (1)

115	18629	1993	SM1			MOLLOY Daniel		NOR		* 12.40	
-----	-------	------	-----	--	--	----------------------	---	-----	--	---------	--
















Disqualified - Run 2 (2)

101	11915	1984	SM1			TELLING Marc		HEM	* 11.51		
102	17467	1993	SM1			TREBILCOCK Robert		VIK	* 11.92		

++ Masters 2/Masters 3 - Ladies ++

1	68	14159	1970	M23	(1)	ANDERSON Beverley		VIK	15.05	* 14.87	14.87
2	71		1971	M23	(2)	SAMPSON Melissa		NOR	* 16.05	16.27	16.05
3	84	20178	1967	M23	(3)	DEIGHTON Avelline		HEM	* 17.25	17.64	17.25

++ Masters 2/Masters 3 - Men ++

1	131		1966	M23	(1)	CORMACK Callum		HEM	* 12.91	13.61	12.91
2	117	19135	1961	M23	(2)	NORRIS John		HEM	* 13.02		13.02
3	172	22183	1973	M23	(3)	PHIPPEN Chris		HEM	13.66	* 13.36	13.36
4	122	13217	1968	M23	(4)	SHARP Anthony		HEM	* 13.59	13.61	13.59
5	126		1965	M23	(5)	SINEY Rick		BAS	* 14.65	14.74	14.65
6	179	21626	1967	M23	(6)	ATKINSON Andrew		CHT	14.83	* 14.66	14.66
7	178	17468	1961	M23	(7)	GIBB Jim		CHT	15.21	* 14.82	14.82
8	130	22816	1960	M23	(8)	OHSTEN Ben		NOR	* 15.16	15.70	15.16
9	171		1967	M23	(9)	KING Alistair		HEM	15.54	* 15.43	15.43
10	143		1966	M23	(10)	GARRETT Mike		NOR	* 15.47	16.14	15.47
11	125	10372	1959	M23	(11)	ANDERSON Christopher		VIK	* 15.53	15.82	15.53
12	132		1967	M23	(12)	SYDER Mark		NOR	16.06	* 15.56	15.56
13	160		1971	M23	(13)	TURNER Oily		HEM	15.73	* 15.71	15.71
14	161		1958	M23	(14)	HEYMOZ Andre'		WGC	* 16.04		16.04
15	146	41974	1960	M23	(15)	THOMAS Pat		HEM	* 16.11	16.14	16.11
16	159		1956	M23	(16)	BRADLEY Stephen		HEM	* 17.36	17.55	17.36

EASTERN REGION SNOWSPORTS ASSOCIATION 2015

HEM "Team Evolution" Summer League

Special Slalom - Female & Male

ERSA Summer League - Final Ranking

Rank	Bib.	RegNo	Year	Cat	Rank	Name	Club	Run 1	Run 2	Time
17	151		1959	M23	(17)	CLARKE Christopher		HEM *	22.86		22.86

Did Not Finish - Run 2 (2)

117	19135	1961	M23			NORRIS John		HEM *	13.02		
151		1959	M23			CLARKE Christopher		HEM *	22.86		

Disqualified - Run 2 (1)

161		1958	M23			HEYMOZ Andre'		WGC *	16.04		
-----	--	------	-----	--	--	---------------	--	-------	-------	--	--