

EASTERN REGION SNOWSPORTS ASSOCIATION 2015

HEM "Team Evolution" Summer League


















Special Slalom - Girls & Boys - Under 12's

ERSA Summer League - Final Ranking - Points



Rank	Bib.	RegNo	Year	Cat	Rank	Name	Club	Run 1	Run 2	Time	Points	Perf
------	------	-------	------	-----	------	------	-------	------	-------	-------	------	--------	------

=== ERSА Girls and Ladies ===

1	14		2004	U12	(1)	HERRIES Olivia		HEM	15.48	* 14.90	14.90	0.00	- 84.88
2	10		2005	U12	(2)	BARTLETT Honor		VIK		* 15.45	15.45	26.58	+ 41.59
3	1		2005	U12	(3)	MANN Madeleine		VIK	* 15.46	16.05	15.46	27.06	+ 33.13
4	9		2004	U12	(4)	GIBSON Sophie		HEM	* 15.59	15.80	15.59	33.34	- 7.46
5	11		2007	U10	(1)	TUTT Holly		HEM	16.30	* 16.09	16.09	57.50	- 20.97
6	13		2006	U10	(2)	HOWESON Olivia		HEM	* 16.10	16.20	16.10	57.99	- 11.93
7	12		2006	U10	(3)	BLACKWELL Lucy		TAL	16.24	* 16.23	16.23	64.27	+ 10.75
8	4		2005	U12	(5)	TWEEDY Petra		VIK	* 16.40	16.71	16.40	72.48	+ 13.71
9	15		2006	U10	(4)	QUALTROUGH Sofia		HEM	17.18	* 16.67	16.67	85.53	- 79.89
10	19		2005	U12	(6)	SHAW Emma		HEM	18.00	* 17.34	17.34	117.91	-
11	2		2005	U12	(7)	ARLOTT Holly		HEM	* 17.81	18.90	17.81	140.62	+ 8.59
12	5		2005	U12	(8)	HEMMING Anya		MID	* 18.72	19.13	18.72	184.59	+ 166.08
13	8		2006	U10	(5)	FAIRFULL Madeleine		HEM	19.91	* 18.91	18.91	193.77	- 30.55
14	6		2007	U10	(6)	BUSHELL Grace		NOR	20.34	* 19.61	19.61	227.60	+ 27.60
15	18		2007	U10	(7)	FARROW Isla		HEM	24.53	* 23.58	23.58	419.44	-
16	16		2005	U12	(9)	SAUNDERS Mackenzi		VIK	24.78	* 24.28	24.28	453.26	+ 2.10
17	17		2010	U08	(1)	SINCLAIR Eve		VIK	30.27	* 27.31	27.31	599.68	- 132.14

Did Not Start - Run 1 (2)

3		2004	U12			ROW Stella		VIK					
7		2004	U12			JONES Charlotte		TAL					


Disqualified - Run 1 (1)

10		2005	U12			BARTLETT Honor		VIK		* 15.45			
----	--	------	-----	--	--	----------------	---	-----	--	---------	--	--	--

Did Not Start - Run 2 (2)

3		2004	U12			ROW Stella		VIK					
7		2004	U12			JONES Charlotte		TAL					

=== ERSА Boys and Men ===


1	31		2004	U12	(1)	METHERINGHAM Zachary		SMK	* 12.94	13.50	12.94	0.00	- 18.57
2	22		2005	U12	(2)	STANWAY Kayne		SMK	* 13.43	14.03	13.43	27.26	+ 0.10
3	54	21837	2005	U12	(3)	WOOLEY Kieran		MID	* 13.81	14.09	13.81	48.41	-
4	24		2005	U12	(4)	OGDEN Alexander		NOR	* 14.14	14.96	14.14	66.77	+ 61.50

EASTERN REGION SNOWSPORTS ASSOCIATION 2015


HEM "Team Evolution" Summer League

Special Slalom - Girls & Boys - Under 12's

ERSA Summer League - Final Ranking - Points

Rank	Bib.	RegNo	Year	Cat	Rank	Name	Club	Run 1	Run 2	Time	Points	Perf
5	28		2005	U12	(5)	PARKER Travis		NOR	* 14.45	14.84	14.45	84.02	+ 47.59
6	26		2005	U12	(6)	LOUTH Oscar		HEM	* 14.50	15.05	14.50	86.80	+ 41.79
7	23	22059	2006	U10	(1)	DADE Jake		NOR	15.33	* 15.16	15.16	123.52	+ 72.19
8	35		2004	U12	(7)	SINCLAIR Charles		VIK	* 15.50		15.50	142.44	+ 64.44
9	29		2004	U12	(8)	QUALTROUGH Joseph		HEM	* 15.55	16.71	15.55	145.22	- 1.26
10	41		2005	U12	(9)	KILPATRICK Maxwell		HEM	* 15.87	16.17	15.87	163.03	- 74.32
11	55		2006	U10	(2)	PARKES Oliver		HEM	* 16.01	16.26	16.01	170.82	-
12	56	22780	2007	U10	(3)	BOODEEA Adam		SZR	* 16.25	36.55	16.25	184.17	-
12	25		2006	U10	(3)	SMITH Ben		VIK	16.35	* 16.25	16.25	184.17	+ 117.07
14	34		2006	U10	(5)	SINCLAIR Laurence		VIK	* 16.27	16.55	16.27	185.29	+ 98.24
15	45		2004	U12	(10)	MARTIN Max		ESX	16.60	* 16.50	16.50	198.08	- 115.55
16	52	22673	2007	U10	(6)	ATKINSON Liam		CHT	16.77	* 16.56	16.56	201.42	-
17	27		2005	U12	(11)	WALES Jonathan		NOR	17.06	* 16.65	16.65	206.43	+ 117.19
18	43		2004	U12	(12)	DUNN Zak		HEM	* 17.01	17.08	17.01	226.46	- 68.09
19	21		2005	U12	(13)	STANLEY Harvey		HEM	18.47	* 17.06	17.06	229.24	+ 137.14
20	33		2007	U10	(7)	SMITH Bradley		VIK	* 17.36	18.21	17.36	245.94	+ 118.77
21	58		2005	U12	(14)	MARSHALL Callum		TAL	17.74	* 17.48	17.48	252.61	- 88.19
22	30		2005	U12	(15)	CHAUHAN Rohan		NOR	18.53	* 18.06	18.06	284.88	+ 139.23
23	47		2006	U10	(8)	PHILLIPS Daniel		WGC	19.01	* 18.16	18.16	290.45	- 166.02
24	38		2007	U10	(9)	MITCHELL Kieran		NOR	* 18.28	19.17	18.28	297.13	+ 118.20
25	37		2005	U12	(16)	PAGE-BROWNE Adam		WGC	18.67	* 18.63	18.63	316.60	+ 150.63
26	36		2004	U12	(17)	VLAISAVLJEVIC Max		HEM	* 18.96	19.35	18.96	334.96	+ 173.54
27	51		2004	U12	(18)	BOURKE Thomas		HEM	20.14	* 19.70	19.70	376.14	-
28	42		2007	U10	(10)	ENGLAND Alfie		ESX	* 19.79	20.02	19.79	381.14	+ 110.94
29	40		2004	U12	(19)	ALI Dylan		VIK	* 20.15	20.63	20.15	401.17	+ 173.80
30	39		2004	U12	(20)	COLLEN Hamish		NOR	20.58	* 20.31	20.31	410.08	+ 203.08
31	44		2006	U10	(11)	HADINGHAM Alex		NOR	* 20.77	20.82	20.77	435.67	+ 122.82
32	46		2008	U08	(1)	MINTON-LEE Frankie		WGC	23.88	* 22.03	22.03	505.78	+ 137.18
33	53		2008	U08	(2)	BOODEEA Benjamin		SZR	* 22.32	22.68	22.32	521.92	-
34	50		2007	U10	(12)	WEBB Joshua		ESX	24.52	* 23.25	23.25	573.66	- 8.41
35	57		2006	U10	(13)	MARTIN Todd		ESX	* 23.29	23.38	23.29	575.89	-
36	49		2009	U08	(3)	BLACKWELL Jasper		TAL		* 24.05	24.05	618.18	+ 60.82
37	48		2007	U10	(14)	CHILDS Scott		WGC	32.14	* 27.24	27.24	795.67	+ 278.93
38	32	21713	2004	U12	(21)	B EGLIN Thomas		HEM		* 1:01.63	1:01.63	2709.18	+ 2633.77

Disqualified - Run 1 (2)

32	21713	2004	U12		B EGLIN Thomas		HEM		* 1:01.63				
49		2009	U08		BLACKWELL Jasper		TAL		* 24.05				

Did Not Finish - Run 2 (1)

35		2004	U12		SINCLAIR Charles		VIK	* 15.50					
----	--	------	-----	--	------------------	---	-----	---------	--	--	--	--	--

EASTERN REGION SNOWSPORTS ASSOCIATION 2015

HEM "Team Evolution" Summer League

Special Slalom - Female & Male

ERSA Summer League - Final Ranking - Points



Rank	Bib.	RegNo	Year	Cat	Rank	Name	Club	Run 1	Run 2	Time	Points	Perf
------	------	-------	------	-----	------	------	-------	------	-------	-------	------	--------	------

=== ERSA Girls and Ladies ===

1	66		2002	U14	(1)	SCRANAGE-HARRISON Elenor		HEM	13.61	* 13.32	13.32	0.00	- 38.61
2	63		2000	U16	(1)	KRAHELSKI Alicja		HEM	13.51	* 13.38	13.38	3.24	+ 3.00
3	69	18793	1997	U21	(1)	O'NEILL Ella		HEM	* 13.90	14.04	13.90	31.35	+ 6.04
4	75	20139	1997	U21	(2)	COE Megan		NOR	14.64	* 14.52	14.52	64.86	+ 76.97
5	99	18617	1997	U21	(3)	HANCOCK Maxine		MID	* 14.55	14.91	14.55	66.49	- 12.91
5	72	21219	1999	U18	(1)	DEAN Emily		HEM		* 14.55	14.55	66.49	+ 35.55
7	62		2001	U16	(2)	HAWKINS Zara		HEM	* 14.61	14.71	14.61	69.73	- 6.08
8	80		1999	U18	(2)	BLYTH Charlotte		HEM	* 14.66	15.01	14.66	72.43	- 50.44
9	68	14159	1970	M23	(1)	ANDERSON Beverley		VIK	15.05	* 14.87	14.87	83.78	+ 40.57
10	65		2001	U16	(3)	HAWKINS Danielle		HEM	* 14.92	15.46	14.92	86.49	+ 33.85
11	64	19680	1998	U18	(3)	BAXTER Phillipa		VIK	15.17	* 14.95	14.95	88.11	- 4.39
12	78		1999	U18	(4)	BELGER Hattie		HEM	* 14.97	15.35	14.97	89.19	- 19.37
13	81	22536	2000	U16	(4)	MCLEISH Alice		ESX	* 14.98	15.13	14.98	89.73	- 43.77
14	73		2000	U16	(5)	BURROUGHS Hannah		NOR	15.30	* 15.21	15.21	102.16	+ 43.15
15	67		2001	U16	(6)	LUCK Jemma		NOR	* 15.26	15.55	15.26	104.86	+ 42.72
16	76		2002	U14	(2)	ROSE Rebecca		SMK	15.61	* 15.31	15.31	107.57	+ 13.63
17	70		1999	U18	(5)	BARDER Beatrice		HEM	* 15.32	15.46	15.32	108.11	+ 38.17
18	74		2001	U16	(7)	HAWKINS Lily		HEM	16.01	* 15.42	15.42	113.51	+ 37.29
19	86		2003	U14	(3)	BOTY Nia		HEM	15.81	* 15.79	15.79	133.51	- 64.67
20	85		2002	U14	(4)	ORCHARD Ellie		HEM	15.92	* 15.89	15.89	138.92	- 45.57
21	61		2000	U16	(8)	WEBSTER Atlanta		NOR	16.61	* 15.90	15.90	139.46	+ 61.53
22	79		2002	U14	(5)	WARMINGTON Harriet		HEM	16.13	* 15.94	15.94	141.62	+ 26.48
23	98	21734	2001	U16	(9)	ATKINSON Molly		CHT	16.35	* 16.01	16.01	145.41	-
24	71		1971	M23	(2)	SAMPSON Melissa		NOR	* 16.05	16.27	16.05	147.57	+ 63.44
25	82		2000	U16	(10)	BRADLEY Lydia		HEM	* 16.13	16.62	16.13	151.89	+ 12.78
26	83		2000	U16	(11)	COLLEN Grace		NOR	* 16.37	16.90	16.37	164.86	+ 6.04
27	92	21925	2003	U14	(6)	MCLEISH Emily		ESX	17.25	* 16.39	16.39	165.95	- 138.10
28	97		2002	U14	(7)	MORGAN Samantha		HEM	* 16.48	16.54	16.48	170.81	-
29	91		2003	U14	(8)	BARDER Katie		HEM	17.22	* 16.70	16.70	182.70	- 105.31
30	90		2000	U16	(12)	PARSONS Emily		HEM	* 17.03	17.28	17.03	200.54	- 68.78
31	95		2003	U14	(9)	WATERS Abigail		HEM	* 17.07	17.50	17.07	202.70	-
32	87	22515	2003	U14	(10)	SHELLEY Annie		VIK	17.71	* 17.22	17.22	210.81	+ 6.46
33	84	20178	1967	M23	(3)	DEIGHTON Avelline		HEM	* 17.25	17.64	17.25	212.43	+ 28.21
34	94		2003	U14	(11)	FARROW Ellie		HEM	17.99	* 17.43	17.43	222.16	- 196.67
35	89		2002	U14	(12)	NIGHTINGALE Jessica		SMK	* 17.86		17.86	245.41	+ 9.15
36	96	21719	2003	U14	(13)	THOMAS Sophie		HEM	18.51	* 17.95	17.95	250.27	-
37	88		1978	SM1	(1)	MANCE Jessica		HEM	* 18.37	18.84	18.37	272.97	+ 68.12

EASTERN REGION SNOWSPORTS ASSOCIATION 2015

HEM "Team Evolution" Summer League

Special Slalom - Female & Male

ERSA Summer League - Final Ranking - Points

Rank	Bib.	RegNo	Year	Cat	Rank	Name	Club	Run 1	Run 2	Time	Points	Perf
------	------	-------	------	-----	------	------	-------	------	-------	-------	------	--------	------

Did Not Start - Run 1 (2)

	77		2002	U14		BARNARD Xynia		NOR					
	93		1984	SM1		EDWARDS Donna		VIK					

Did Not Finish - Run 1 (1)

	72	21219	1999	U18		DEAN Emily		HEM		* 14.55			
--	----	-------	------	-----	--	------------	---	-----	--	---------	--	--	--

Did Not Start - Run 2 (2)

	77		2002	U14		BARNARD Xynia		NOR					
	93		1984	SM1		EDWARDS Donna		VIK					

Did Not Finish - Run 2 (1)

	89		2002	U14		NIGHTINGALE Jessica		SMK		* 17.86			
--	----	--	------	-----	--	---------------------	---	-----	--	---------	--	--	--

=== ERSA Boys and Men ===

1	110	19005	1995	U21	(1)	NORRIS Kieran		HEM		* 11.50	11.50	0.00	- 16.43
2	101	11915	1984	SM1	(1)	TELLING Marc		HEM	* 11.51		11.51	0.63	- 13.08
3	111		1993	SM1	(2)	THOMPSON Matthew		HEM	11.85	* 11.74	11.74	15.03	+ 2.39
4	102	17467	1993	SM1	(3)	TREBILCOCK Robert		VIK	* 11.92		11.92	26.30	+ 19.03
5	104	18256	1999	U18	(1)	DAVIES Finlay		SMK	* 12.04	12.49	12.04	33.81	- 30.18
6	109	19639	1998	U18	(2)	BARTON Daniel		HEM	* 12.36	12.70	12.36	53.84	+ 36.01
7	106		1997	U21	(2)	FENELEY Luke		NOR	* 12.38	12.64	12.38	55.10	+ 34.05
8	115	18629	1993	SM1	(4)	MOLLOY Daniel		NOR		* 12.40	12.40	56.35	+ 54.33
9	113		1996	U21	(3)	HENDERSON Tom		HEM		* 12.47	12.47	60.73	+ 39.46
10	128		1998	U18	(3)	MCDONALD-PROCTOR Richard		HEM	* 12.54	12.95	12.54	65.11	- 59.37
10	105		2001	U16	(1)	APPLETON Byron		HEM	* 12.54	12.63	12.54	65.11	+ 9.01
12	112		1997	U21	(4)	WARMINGTON Richard		HEM	* 12.70	12.73	12.70	75.13	+ 39.43
13	185		1999	U18	(4)	BINGHAM Jonathan		ESX		* 12.85	12.85	84.52	+ 50.62
14	119	19710	1996	U21	(5)	PENNING-LAMBERT Matthew		HEM	* 12.89	13.47	12.89	87.03	+ 1.33
15	131		1966	M23	(1)	CORMACK Callum		HEM	* 12.91	13.61	12.91	88.28	- 46.32
15	127	20543	1999	U18	(5)	LODER Edward		HEM	* 12.91	13.81	12.91	88.28	- 36.01
17	107		1996	U21	(6)	KRAHELSKI Oliver		HEM		* 12.92	12.92	88.90	+ 78.35
18	118	19702	1998	U18	(6)	WEBB Jamie		SMK	* 12.95	13.59	12.95	90.78	+ 5.68
19	137		2001	U16	(2)	ROBERTSON Ewan		HEM	13.02	* 13.01	13.01	94.54	- 72.10
20	117	19135	1961	M23	(2)	NORRIS John		HEM	* 13.02		13.02	95.17	+ 17.00
21	134	20748	2003	U14	(1)	DADE Tommy		NOR	* 13.04	13.26	13.04	96.42	- 53.21
22	114	20481	2001	U16	(3)	HUDSON Thomas		NOR		* 13.09	13.09	99.55	+ 52.14
23	121		2001	U16	(4)	LONGSTAFF Michael		WGC	13.29	* 13.14	13.14	102.68	+ 15.56
24	103		1997	U21	(7)	BOTY Harry		HEM	* 13.19	13.35	13.19	105.81	+ 62.22
25	172	22183	1973	M23	(3)	PHIPPEN Chris		HEM	13.66	* 13.36	13.36	116.45	-
26	180	22490	2002	U14	(2)	CUNNINGHAM Jack		EVO		* 13.45	13.45	122.09	-
27	182		1999	U18	(7)	MORGAN Jonathan		HEM	* 13.51	13.52	13.51	125.84	-
28	116		2000	U16	(5)	NEWTON William		HEM		* 13.57	13.57	129.60	+ 54.11
29	122	13217	1968	M23	(4)	SHARP Anthony		HEM	* 13.59	13.61	13.59	130.85	+ 27.84
30	124		1996	U21	(8)	REEDER James		VIK	* 13.61	14.10	13.61	132.10	+ 23.31
31	142		2003	U14	(3)	NEWTON Charlie		HEM	* 13.87	14.34	13.87	148.38	- 33.78
31	120		1999	U18	(8)	CHILDS Lewis		WGC	* 13.87	14.55	13.87	148.38	+ 62.40

EASTERN REGION SNOWSPORTS ASSOCIATION 2015

HEM "Team Evolution" Summer League





Special Slalom - Female & Male

ERSA Summer League - Final Ranking - Points

Rank	Bib.	RegNo	Year	Cat	Rank	Name	Club	Run 1	Run 2	Time	Points	Perf
33	123		2003	U14	(4)	THOMPSON Joseph		NOR	14.20	* 13.90	13.90	150.26	+ 44.88
34	186		2002	U14	(5)	BINGHAM Nicholas		ESX	14.20	* 13.93	13.93	152.14	+ 40.04
35	176	20239	1993	SM1	(5)	CHAMPION Ben		CHT	14.21	* 13.94	13.94	152.77	-
36	184		1999	U18	(9)	COWAN Nicholas		ESX	14.38	* 14.09	14.09	162.16	-
37	129		1997	U21	(9)	SCHOFIELD Connor		HEM	* 14.10		14.10	162.78	+ 31.47
38	135	19774	2002	U14	(6)	BARTON Dominic		HEM	14.33	* 14.21	14.21	169.67	+ 19.05
39	174		1983	SM1	(6)	TRAHERNE Alex		HEM	* 14.25	14.35	14.25	172.17	-
40	177		2002	U14	(7)	ALDRED Samuel		GRV	19.71	* 14.26	14.26	172.80	-
41	147		2003	U14	(8)	TURNER Alfie		HEM	* 14.27	14.61	14.27	173.43	- 54.91
42	133		1999	U18	(10)	DEWSON Oliver		NOR	* 14.30		14.30	175.30	+ 28.01
43	139		2000	U16	(6)	BURNETT Cameron		WGC	* 14.35	15.41	14.35	178.43	+ 1.24
44	145	21129	2002	U14	(9)	LODER Angus		HEM	* 14.45		14.45	184.70	- 23.23
45	164		2002	U14	(10)	MCDONALD-PROCTOR William		HEM	* 14.59	15.32	14.59	193.46	- 195.75
46	126		1965	M23	(5)	SINEY Rick		BAS	* 14.65	14.74	14.65	197.22	+ 80.15
47	179	21626	1967	M23	(6)	ATKINSON Andrew		CHT	14.83	* 14.66	14.66	197.84	-
47	136		2000	U16	(7)	WALES Joesph		NOR	* 14.66	14.97	14.66	197.84	+ 44.25
49	140		2001	U16	(8)	HEMMING Ethan		MID	14.87	* 14.69	14.69	199.72	+ 18.44
50	178	17468	1961	M23	(7)	GIBB Jim		CHT	15.21	* 14.82	14.82	207.86	-
51	183		2000	U16	(9)	ISON Seb		HEM	15.45	* 14.95	14.95	216.00	-
52	141		2002	U14	(11)	UPRIGHT Sam		NOR	15.11	* 15.03	15.03	221.01	+ 39.66
53	130	22816	1960	M23	(8)	OHSTEN Ben		NOR	* 15.16	15.70	15.16	229.15	+ 96.59
54	153	20264	2003	U14	(12)	REIDY Thomas		HEM	* 15.18	15.37	15.18	230.40	- 28.27
55	148		1999	U18	(11)	DE VILLIERS Nicholas		HEM	15.28	* 15.19	15.19	231.03	- 0.86
56	152		2001	U16	(10)	MARTIN Alex		ESX	* 15.32	15.37	15.32	239.17	- 18.87
57	173		2001	U16	(11)	MARTIN Joe		ESX	15.58	* 15.37	15.37	242.30	-
58	171		1967	M23	(9)	KING Alistair		HEM	15.54	* 15.43	15.43	246.05	-
59	143		1966	M23	(10)	GARRETT Mike		NOR	* 15.47	16.14	15.47	248.56	+ 59.97
60	158		2003	U14	(13)	BARTLETT Arthur		VIK	* 15.49	15.70	15.49	249.81	- 68.41
61	125	10372	1959	M23	(11)	ANDERSON Christopher		VIK	* 15.53	15.82	15.53	252.31	+ 140.88
62	132		1967	M23	(12)	SYDER Mark		NOR	16.06	* 15.56	15.56	254.19	+ 106.97
63	144		2003	U14	(14)	BUSHELL George		NOR	15.91	* 15.57	15.57	254.82	+ 54.02
64	160		1971	M23	(13)	TURNER Oily		HEM	15.73	* 15.71	15.71	263.58	- 79.91
65	149	22056	2000	U16	(12)	SCHLOTE Harry		HEM	15.84	* 15.73	15.73	264.83	+ 28.27
66	166		2000	U16	(13)	MANNION Fynn		HEM	16.02	* 15.81	15.81	269.84	- 144.79
67	170		2003	U14	(15)	SMITH Alexander		SMK	* 15.84		15.84	271.72	-
68	169		2003	U14	(16)	HINE Harry		HEM	* 15.86		15.86	272.97	-
69	181		2001	U16	(14)	COOK Adam		HEM	17.12	* 15.88	15.88	274.23	-
69	162		2003	U14	(17)	FAIRFULL Max		HEM		* 15.88	15.88	274.23	- 71.93
71	150		2003	U14	(18)	MCANALLY Ewan		WGC	* 16.01	16.15	16.01	282.37	+ 43.37
72	161		1958	M23	(14)	HEYMOZ Andre'		WGC	* 16.04		16.04	284.24	- 61.67
73	146	41974	1960	M23	(15)	THOMAS Pat		HEM	* 16.11	16.14	16.11	288.63	+ 74.97
74	167		2003	U14	(19)	TAMANA Hari		HEM	16.32	* 16.24	16.24	296.77	- 154.49
75	155		2001	U16	(15)	HUGHES Thomas		ESX	20.70	* 16.42	16.42	308.03	+ 35.58
76	156		2002	U14	(20)	VLAISAVLJEVIC Zak		HEM	* 16.79	16.90	16.79	331.20	+ 40.20
77	154		2002	U14	(21)	HEYMOZ Daniel		WGC	* 16.96	17.50	16.96	341.84	+ 82.70
78	157		2003	U14	(22)	WILLIAMS Elliot		WGC	17.73	* 17.14	17.14	353.11	+ 56.18
79	159		1956	M23	(16)	BRADLEY Stephen		HEM	* 17.36	17.55	17.36	366.89	+ 38.23
80	168		1997	U21	(10)	PATTERSON Greg		HEM	17.57	* 17.48	17.48	374.40	- 181.40
81	163		1999	U18	(12)	BURNETT Alex		WGC	* 17.71	17.76	17.71	388.80	+ 37.89
82	151		1959	M23	(17)	CLARKE Christopher		HEM	* 22.86		22.86	711.23	+ 453.42

Rank	Bib.	RegNo	Year	Cat	Rank	Name	Club	Run 1	Run 2	Time	Points	Perf
------	------	-------	------	-----	------	------	-------	------	-------	-------	------	--------	------

Did Not Start - Run 1 (4)

	108		2001	U16		TROUNG Aaron		VIK					
	138	22196	2000	U16		WARSOP Rowan		NOR					
	165		2003	U14		KAPADIA Alex		HEM					
	175	21103	2001	U16		WILLIAMS-GRAVENER David		FLK					





Did Not Finish - Run 1 (3)

	113		1996	U21		HENDERSON Tom		HEM		*	12.47		
	114	20481	2001	U16		HUDSON Thomas		NOR		*	13.09		
	116		2000	U16		NEWTON William		HEM		*	13.57		

Disqualified - Run 1 (6)

	107		1996	U21		KRAHELSKI Oliver		HEM		*	12.92		
	110	19005	1995	U21		NORRIS Kieran		HEM		*	11.50		
	115	18629	1993	SM1		MOLLOY Daniel		NOR		*	12.40		
	162		2003	U14		FAIRFULL Max		HEM		*	15.88		
	180	22490	2002	U14		CUNNINGHAM Jack		EVO		*	13.45		
	185		1999	U18		BINGHAM Jonathan		ESX		*	12.85		








Did Not Start - Run 2 (4)

	108		2001	U16		TROUNG Aaron		VIK					
	138	22196	2000	U16		WARSOP Rowan		NOR					
	165		2003	U14		KAPADIA Alex		HEM					
	175	21103	2001	U16		WILLIAMS-GRAVENER David		FLK					

Did Not Finish - Run 2 (3)

	117	19135	1961	M23		NORRIS John		HEM	*	13.02			
	151		1959	M23		CLARKE Christopher		HEM	*	22.86			
	170		2003	U14		SMITH Alexander		SMK	*	15.84			

Disqualified - Run 2 (7)

	101	11915	1984	SM1		TELLING Marc		HEM	*	11.51			
	102	17467	1993	SM1		TREBILCOCK Robert		VIK	*	11.92			
	129		1997	U21		SCHOFIELD Connor		HEM	*	14.10			
	133		1999	U18		DEWSON Oliver		NOR	*	14.30			
	145	21129	2002	U14		LODER Angus		HEM	*	14.45			
	161		1958	M23		HEYMOZ Andre'		WGC	*	16.04			
	169		2003	U14		HINE Harry		HEM	*	15.86			