

## EASTERN REGION SNOWSPORTS ASSOCIATION 2014

### ESX "Team Evolution" Summer League







#### Special Slalom - Boys & Girls (U12's)

#### ERSA Summer League - Final Ranking



Rank	Bib.	RegNo	Year	Cat	Rank	Name	.....	Club	Run 1	Run 2	Run 3	Time
------	------	-------	------	-----	------	------	-------	------	-------	-------	-------	------

#### ++ Under 08 - Girls ++

1	50		2009	U08	(1)	BRZESKA Margaret		CHT	* 13.92	14.03	* 13.65	27.57
2	51		2008	U08	(2)	BUNTON Aimee		CHT	* 14.01	52.19	* 14.52	28.53
3	39		2008	U08	(3)	AMOS Lilly-Ella		ESX	17.09	* 16.97	* 17.02	33.99
4	48		2008	U08	(4)	JELPIDIFOROVA Valeria		ESX	20.42	* 19.82	* 19.78	39.60
5	49		2009	U08	(5)	HADDEN Amelia		ESX	* 20.15	21.42	* 20.67	40.82
6	47		2010	U08	(6)	SINCLAIR Eve		VIK	* 20.51	* 20.62	22.15	41.13


#### ++ Under 08 - Boys ++

1	29		2009	U08	(1)	GRIMES Myles		VIK	* 17.97	* 17.81	18.11	35.78
2	25		2008	U08	(2)	LAWRENCE Harvey		VIK	* 18.03	* 18.05	18.75	36.08
3	23		2009	U08	(3)	BLACKWELL Jasper		TAL	* 18.47	19.29	* 17.68	36.15
4	27		2010	U08	(4)	LAST William		NOR	19.57	* 19.13	* 18.02	37.15
5	28		2010	U08	(5)	AMOS Brody		ESX	19.34	* 19.22	* 18.89	38.11
6	26		2010	U08	(6)	CIS Luca		ESX	21.90	* 21.19	* 21.50	42.69
7	52		2008	U08	(7)	ELLIFF Rafe		VIK	* 23.09	* 19.99		43.08

#### Disqualified - Run 3 (1)

	52		2008	U08		ELLIFF Rafe		VIK	* 23.09	* 19.99		
--	----	--	------	-----	--	-------------	--	-----	---------	---------	--	--

#### ++ Under 10 - Girls ++

1	33	22823	2007	U10	(1)	BRZESKA Wanda		BRO	12.43	* 12.10	* 12.11	24.21
2	38		2006	U10	(2)	BLACKWELL Lucy		TAL	* 12.61	12.67	* 12.54	25.15
3	40		2006	U10	(3)	HOWESON Olivia		HEM	13.70	* 13.14	* 13.07	26.21
4	37		2007	U10	(4)	TUTT Holly		HEM	* 13.35	* 13.28	13.57	26.63
5	45		2007	U10	(5)	HIGGS Eira-Mia		ESX	* 15.93	16.00	* 15.65	31.58
6	41		2007	U10	(6)	KING Jessica		VIK	17.49	* 16.73	* 17.22	33.95
7	46		2007	U10	(7)	LAST Isabelle		NOR	* 17.63	* 17.81	18.26	35.44
8	32		2007	U10	(8)	LAWRENCE Georgia		VIK	18.66	* 18.36	* 18.32	36.68

#### ++ Under 10 - Boys ++











1	7		2006	U10	(1)	SINCLAIR Laurence		VIK	* 11.23	* 11.21	11.38	22.44
---	---	--	------	-----	-----	-------------------	--	-----	---------	---------	-------	-------

## EASTERN REGION SNOWSPORTS ASSOCIATION 2014






## ESX "Team Evolution" Summer League

## Special Slalom - Boys &amp; Girls (U12's)

## ERSA Summer League - Final Ranking

Rank	Bib.	RegNo	Year	Cat	Rank	Name	.....	Club	Run 1	Run 2	Run 3	Time
2	3	22059	2006	U10	(2)	DADE Jake		NOR	11.67	* 11.35	* 11.27	22.62
3	6		2007	U10	(3)	SMITH Bradley		VIK	* 11.89	* 12.11	12.26	24.00
4	14		2007	U10	(4)	ENGLAND Alfie		ESX	12.90	* 12.33	* 12.11	24.44
5	12		2006	U10	(5)	SMITH Ben		VIK	12.69	* 12.50	* 12.59	25.09
6	19		2006	U10	(6)	JELPIDIFOROVA Eric		ESX	14.44	* 13.47	* 13.79	27.26
7	24		2007	U10	(7)	WEBB Joshua		ESX	15.73	* 15.13	* 15.08	30.21
8	20		2006	U10	(8)	DE FRIEND Kye		ESX	* 15.31	15.54	* 15.39	30.70
9	18		2007	U10	(9)	FRANCIS Jude		VIK	* 15.65	* 15.81	15.95	31.46
10	21		2006	U10	(10)	PHILLIPS Daniel		WGC	16.41	* 16.39	* 16.36	32.75
11	22		2007	U10	(11)	CHILDS Scott		WGC	* 19.28	* 18.86	19.40	38.14

## ++ Under 12 - Girls ++

1	34		2005	U12	(1)	MANN Madeleine		VIK	* 12.39	12.69	* 12.39	24.78
2	44		2005	U12	(2)	BARTLETT Honor		VIK	* 12.34	* 12.59	12.70	24.93
3	43		2004	U12	(3)	KING Emily		VIK	12.85	* 12.63	* 12.56	25.19
4	42		2005	U12	(4)	HEMMING Anya		MID	13.18	* 12.82	* 12.80	25.62
5	31		2005	U12	(5)	ARLOTT Holly		HEM	* 14.40		* 14.41	28.81
6	36		2005	U12	(6)	ALEY Lauren		HEM		* 15.13	* 14.81	29.94
7	35		2004	U12	(7)	DE FRIEND Faye		ESX	* 15.31	* 15.14	15.75	30.45

## Disqualified - Run 1 (1)

36			2005	U12		ALEY Lauren		HEM		* 15.13	* 14.81	
----	--	--	------	-----	--	-------------	--	-----	--	---------	---------	--

## Disqualified - Run 2 (1)

31			2005	U12		ARLOTT Holly		HEM	* 14.40		* 14.41	
----	--	--	------	-----	--	--------------	--	-----	---------	--	---------	--

## ++ Under 12 - Boys ++

1	30	21649	2005	U12	(1)	BUNTON Ryan		CHT	* 10.52	* 10.40	10.85	20.92
2	2		2005	U12	(2)	LOUTH Oscar		HEM	* 10.89	11.43	* 10.75	21.64
3	1		2005	U12	(3)	PARKER Travis		NOR	11.39	* 11.14	* 11.31	22.45
4	13		2005	U12	(4)	OGDEN Alexander		NOR	11.58	* 11.36	* 11.36	22.72
5	8		2004	U12	(5)	SINCLAIR Charles		VIK	* 11.32	* 11.50	11.65	22.82
6	9	21713	2004	U12	(6)	B EGLIN Thomas		HEM	11.90	* 11.48	* 11.71	23.19
7	17		2004	U12	(7)	MARTIN Max		ESX	* 12.16	* 12.02	27.24	24.18
8	10		2005	U12	(8)	WALEs Jonathan		NOR	* 12.25	* 11.98		24.23
9	15		2005	U12	(9)	THOMSON Kai		VIK	* 12.86	* 13.36	13.50	26.22
10	5		2005	U12	(10)	SHELLY Jack		VIK	13.99	* 13.70	* 13.53	27.23
11	11		2004	U12	(11)	ALI Dylan		VIK	* 13.70	* 13.57	13.70	27.27
12	4		2005	U12	(12)	PAGE-BROWNE Adam		WGC	* 13.93	* 13.66	13.97	27.59
13	16		2004	U12	(13)	HUTCHINSON Max		VIK	* 15.11	* 15.18		30.29

## Did Not Finish - Run 3 (2)

10			2005	U12		WALEs Jonathan		NOR	* 12.25	* 11.98		
16			2004	U12		HUTCHINSON Max		VIK	* 15.11	* 15.18		

# EASTERN REGION SNOWSPORTS ASSOCIATION 2014

## ESX "Team Evolution" Summer League

### Special Slalom - Female & Male

### ERSA Summer League - Final Ranking - Points



Rank	Bib.	RegNo	Year	Cat	(Rank)	Name	.....	Club	Run-1	Run-2	Run-3	Time	Points	Perf
<b>++ Under 14 - Girls ++</b>														
1	130	20496	2002	U14	(1)	SCRANAGE-HARRISON Elenor		HEM	* 11.03	11.08	* 11.15	<b>22.18</b>	60.15	+ 15.52
2	142		2003	U14	(2)	BOTY Nia		HEM	* 12.50	12.80	* 11.99	<b>24.49</b>	141.40	- 62.80
3	138	22179	2003	U14	(3)	HOLMES Abby		NOR	12.18	* 12.09	* 12.65	<b>24.74</b>	150.19	- 19.72
4	143		2003	U14	(4)	ELLIFF Alexa		VIK	13.10	* 12.51	* 13.06	<b>25.57</b>	179.38	- 75.04
5	141		2002	U14	(5)	TURNER Beth		VIK	14.05	* 13.11	* 12.74	<b>25.85</b>	189.23	- 0.68
6	146		2003	U14	(6)	FRANCIS Mia		VIK	* 12.90	13.25	* 12.96	<b>25.86</b>	189.58	- 76.82
7	153		2002	U14	(7)	LANDER Izzy		ESX		* 13.57	* 12.96	<b>26.53</b>	213.15	-
8	147		2003	U14	(8)	MCLEISH Emily		ESX	13.82	* 13.72	* 13.45	<b>27.17</b>	235.66	- 74.41
9	149		2003	U14	(9)	MAWSON Carys		WGC	14.35	* 13.90	* 13.63	<b>27.53</b>	248.32	- 106.98
10	151	22806	2003	U14	(10)	FARROW Ellie		HEM	14.56	* 14.18	* 13.79	<b>27.97</b>	263.80	- 161.05
11	150		2002	U14	(11)	GOULD Lauren		ESX	14.79	* 14.24	* 14.00	<b>28.24</b>	273.30	- 99.18
12	155		2003	U14	(12)	WEST Sophie		VIK	14.50	* 14.17	* 14.60	<b>28.77</b>	291.94	-
13	152	20678	2003	U14	(13)	CUTHBERT Tia		VIK	* 17.69	18.09	* 18.57	<b>36.26</b>	555.39	+ 46.99

#### Did Not Start - Run-1 (2)

127		2002	U14		BARNARD Xynia		NOR
144		2003	U14		THOMSON Olya		VIK

#### Disqualified - Run-1 (1)

153		2002	U14		LANDER Izzy		ESX	* 13.57	* 12.96
-----	--	------	-----	--	-------------	--	-----	---------	---------

#### Did Not Start - Run-2 (2)

127		2002	U14		BARNARD Xynia		NOR
144		2003	U14		THOMSON Olya		VIK

#### Did Not Start - Run-3 (2)

127		2002	U14		BARNARD Xynia		NOR
144		2003	U14		THOMSON Olya		VIK

#### ++ Under 14 - Boys ++



1	72		2003	U14	(1)	THOMPSON Joseph		NOR	10.72	* 10.53	* 10.39	<b>20.92</b>	96.83	- 1.83
2	74		2002	U14	(2)	BINGHAM Nicholas		ESX	11.04	* 10.81	* 10.71	<b>21.52</b>	120.26	+ 14.88
3	82	20748	2003	U14	(3)	DADE Tommy		NOR	11.57	* 11.11	* 10.88	<b>21.99</b>	138.61	- 4.30
4	92	21194	2003	U14	(4)	NEWTON Charlie		HEM	11.39	* 11.28	* 11.40	<b>22.68</b>	165.55	- 9.89
5	98	22306	2003	U14	(5)	TURNER Alfie		HEM		* 11.73	* 11.79	<b>23.52</b>	198.35	- 23.27
6	97		2002	U14	(6)	GOMEZ CLARKE Jamie		NOR	13.06	* 11.95	* 11.86	<b>23.81</b>	209.67	+ 6.10
7	102		2002	U14	(7)	HARDING Luke		ESX		* 12.27	* 11.74	<b>24.01</b>	217.48	- 31.03

## EASTERN REGION SNOWSPORTS ASSOCIATION 2014

## ESX "Team Evolution" Summer League

## Special Slalom - Female &amp; Male

## ERSA Summer League - Final Ranking - Points

Rank	Bib.	RegNo	Year	Cat	(Rank)	Name	.....	Club	Run-1	Run-2	Run-3	Time	Points	Perf
8	104	20264	2003	U14	(8)	REIDY Thomas		HEM	* 12.62	12.79	* 12.37	<b>24.99</b>	255.75	+ 3.80
9	101		2002	U14	(9)	HIGGINS James		NOR		* 12.79	* 12.43	<b>25.22</b>	264.73	+ 16.94

## Did Not Start - Run-1 (2)

100			2003	U14		MCANALLY Ewan		WGC						
107			2003	U14		WILLIAMS Elliot		WGC						

## Did Not Finish - Run-1 (2)

101			2002	U14		HIGGINS James		NOR		* 12.79	* 12.43			
102			2002	U14		HARDING Luke		ESX		* 12.27	* 11.74			

## Disqualified - Run-1 (1)

98	22306		2003	U14		TURNER Alfie		HEM		* 11.73	* 11.79			
----	-------	--	------	-----	--	--------------	---	-----	--	---------	---------	--	--	--










## Did Not Start - Run-2 (2)

100			2003	U14		MCANALLY Ewan		WGC						
107			2003	U14		WILLIAMS Elliot		WGC						

## Did Not Start - Run-3 (2)

100			2003	U14		MCANALLY Ewan		WGC						
107			2003	U14		WILLIAMS Elliot		WGC						


## ++ Under 16 - Girls ++

1	126		2001	U16	(1)	SKIPPER Megan		NOR	* 10.54	11.42	* 10.55	<b>21.09</b>	21.81	- 6.89
2	128		2000	U16	(2)	BURROUGHS Hannah		NOR	11.25	* 10.89	* 11.17	<b>22.06</b>	55.93	- 9.10
3	131		2001	U16	(3)	LEVENE Grace		VIK		* 11.59	* 11.62	<b>23.21</b>	96.38	+ 3.47
4	136		2000	U16	(4)	MCLEISH Alice		ESX	* 11.95	12.02	* 11.70	<b>23.65</b>	111.85	- 27.67
5	123		2001	U16	(5)	KERSHAW Ellie		NOR	12.23	* 12.13	* 11.95	<b>24.08</b>	126.98	+ 8.30
6	122		2000	U16	(6)	WEBSTER Atlanta		NOR	* 12.36	12.38	* 12.28	<b>24.64</b>	146.67	+ 62.72
7	139		2000	U16	(7)	CHASE Amber		NOR	12.88	* 12.41	* 12.70	<b>25.11</b>	163.20	- 12.28
8	140		2001	U16	(8)	HACKETT Layla		VIK	13.01	* 12.65	* 12.63	<b>25.28</b>	169.18	- 6.95
9	154		2001	U16	(9)	ELPHICK Isabel		ESX	* 19.50	19.72	* 19.64	<b>39.14</b>	656.69	-

## Did Not Finish - Run-1 (1)

131			2001	U16		LEVENE Grace		VIK		* 11.59	* 11.62			
-----	--	--	------	-----	--	--------------	---	-----	--	---------	---------	--	--	--

## ++ Under 16 - Boys ++






1	116		2001	U16	(1)	TROUNG Aaron		VIK	* 9.79	9.93	* 9.73	<b>19.52</b>	42.17	+ 18.91
2	64	20481	2001	U16	(2)	HUDSON Thomas		NOR	* 9.77	10.06	* 9.94	<b>19.71</b>	49.59	+ 8.90
3	61	20184	2000	U16	(3)	NEWTON William		HEM	* 10.49	10.50	* 10.54	<b>21.03</b>	101.13	+ 32.36
3	58	21723	2000	U16	(3)	HOWE Charlie		NOR	10.70	* 10.49	* 10.54	<b>21.03</b>	101.13	+ 35.93
5	83		2000	U16	(5)	WALES Joesph		NOR	* 10.58	10.60	* 10.62	<b>21.20</b>	107.77	- 39.10
6	91		2001	U16	(6)	HEMMING Ethan		MID	10.61	* 10.56	* 10.65	<b>21.21</b>	108.16	- 66.40
7	59	22164	2001	U16	(7)	LONGSTAFF Michael		WGC	* 10.57	10.85	* 10.69	<b>21.26</b>	110.11	+ 29.71
8	90		2001	U16	(8)	HADDEN Alex		ESX	* 10.70	10.71	* 11.12	<b>21.82</b>	131.97	- 32.23
9	85		2000	U16	(9)	STEWART Oliver		NOR		* 11.25	* 10.82	<b>22.07</b>	141.74	- 6.68
10	76		2000	U16	(10)	HOWE Harry		NOR	11.41	* 11.26	* 10.87	<b>22.13</b>	144.08	+ 28.98
11	115		2001	U16	(11)	MARTIN Joe		ESX	* 11.61		* 11.28	<b>22.89</b>	173.75	-
12	70		2000	U16	(12)	THOMPSON Connor		VIK		* 11.27	* 11.69	<b>22.96</b>	176.49	+ 82.06

## EASTERN REGION SNOWSPORTS ASSOCIATION 2014

## ESX "Team Evolution" Summer League

## Special Slalom - Female &amp; Male

## ERSA Summer League - Final Ranking - Points

Rank	Bib.	RegNo	Year	Cat	(Rank)	Name	.....	Club	Run-1	Run-2	Run-3	Time	Points	Perf
13	103		2001	U16	(13)	MARTIN Alex		ESX	* 11.65	11.74	* 11.69	<b>23.34</b>	191.32	- 60.00
14	84		2001	U16	(14)	BUTTERS Harvey		VIK		* 11.96	* 12.31	<b>24.27</b>	227.64	+ 79.93
15	105		2001	U16	(15)	HUGHES Thomas		ESX	* 11.94	12.16	* 12.44	<b>24.38</b>	231.93	- 33.80
16	106		2000	U16	(16)	ROGERS Daniel		VIK	* 12.36	12.42	* 12.23	<b>24.59</b>	240.13	- 49.51
17	99		2001	U16	(17)	REYNOLDS Joshua		NOR	12.96	* 12.45	* 12.28	<b>24.73</b>	245.60	+ 22.64


## Did Not Finish - Run-1 (3)

70			2000	U16		THOMPSON Connor		VIK		* 11.27	* 11.69			
84			2001	U16		BUTTERS Harvey		VIK		* 11.96	* 12.31			
88	22196		2000	U16		WARSOP Rowan		NOR		* 11.85				

## Disqualified - Run-1 (1)

85			2000	U16		STEWART Oliver		NOR		* 11.25	* 10.82			
----	--	--	------	-----	--	----------------	---	-----	--	---------	---------	--	--	--





## Did Not Finish - Run-2 (1)

115			2001	U16		MARTIN Joe		ESX	* 11.61		* 11.28			
-----	--	--	------	-----	--	------------	---	-----	---------	--	---------	--	--	--

## Did Not Finish - Run-3 (2)

69			2001	U16		APPLETON Byron		HEM	10.24	* 10.24				
88	22196		2000	U16		WARSOP Rowan		NOR		* 11.85				

## ++ Under 18 - Girls ++

1	132	19235	1999	U18	(1)	ROYAL Natasha		VIK	11.33	* 11.07	* 10.91	<b>21.98</b>	53.11	+ 25.73
2	124		1999	U18	(2)	DEREVE Emma		VIK	* 11.55		* 12.02	<b>23.57</b>	109.04	+ 10.41
3	156		1999	U18	(3)	BAUMBACH Jasmine		VIK	* 13.34	13.51	* 13.30	<b>26.64</b>	217.02	-
4	145		1999	U18	(4)	ELPHICK Alex		ESX	14.99	* 14.44	* 14.02	<b>28.46</b>	281.04	+ 23.78

## Did Not Finish - Run-1 (1)

133			1999	U18		MCCABE-ABLE Scarlett		VIK						
-----	--	--	------	-----	--	----------------------	---	-----	--	--	--	--	--	--

## Did Not Start - Run-2 (1)

124			1999	U18		DEREVE Emma		VIK	* 11.55		* 12.02			
-----	--	--	------	-----	--	-------------	---	-----	---------	--	---------	--	--	--

## Did Not Finish - Run-2 (1)

133			1999	U18		MCCABE-ABLE Scarlett		VIK						
-----	--	--	------	-----	--	----------------------	---	-----	--	--	--	--	--	--

## Did Not Finish - Run-3 (2)

133			1999	U18		MCCABE-ABLE Scarlett		VIK						
134			1999	U18		HAWES Claudie		NOR	14.16	* 11.62				

## ++ Under 18 - Boys ++

1	67		1999	U18	(1)	BINGHAM Jonathan		ESX	9.57	* 9.48	* 9.42	<b>18.90</b>	17.96	- 9.22
2	57	22166	1999	U18	(2)	HOLMES Thomas		NOR	9.92	* 9.69	* 9.58	<b>19.27</b>	32.41	- 9.84
3	68		1999	U18	(3)	FENELEY William		NOR	* 9.87	9.99	* 9.94	<b>19.81</b>	53.49	- 2.79
3	63	21218	1998	U18	(3)	BRESKAL Bailey		WGC	10.21	* 10.03	* 9.78	<b>19.81</b>	53.49	- 4.00
5	89		1999	U18	(5)	HEARNEY Christopher		NOR	* 11.67	11.74	* 11.39	<b>23.06</b>	180.39	+ 18.26
6	117		1999	U18	(6)	COWAN Nicholas		ESX	* 12.40	12.41	* 11.26	<b>23.66</b>	203.82	-
7	96		1999	U18	(7)	PAYNE George		ESX	12.18	* 12.12	* 11.99	<b>24.11</b>	221.39	+ 29.86

## EASTERN REGION SNOWSPORTS ASSOCIATION 2014

## ESX "Team Evolution" Summer League

## Special Slalom - Female &amp; Male

## ERSA Summer League - Final Ranking - Points

Rank	Bib.	RegNo	Year	Cat	(Rank)	Name	.....	Club	Run-1	Run-2	Run-3	Time	Points	Perf
------	------	-------	------	-----	--------	------	-------	------	-------	-------	-------	------	--------	------

**Disqualified - Run-1 (1)**

62		1999	U18			CHILDS Lewis		WGC			* 10.46			
----	--	------	-----	--	--	--------------	---	-----	--	--	---------	--	--	--

**Did Not Finish - Run-3 (1)**

71		1998	U18			LEVENE Harry		VIK	11.70		* 11.59			
----	--	------	-----	--	--	--------------	---	-----	-------	--	---------	--	--	--

**Disqualified - Run-3 (1)**

62		1999	U18			CHILDS Lewis		WGC			* 10.46			
----	--	------	-----	--	--	--------------	---	-----	--	--	---------	--	--	--

**++ Under 21 - Ladies ++**

1	121	20139	1997	U21	(1)	COE Megan		NOR	10.20	* 10.10	* 10.37	<b>20.47</b>	0.00	+ 6.09
2	129		1997	U21	(2)	DURANT Ella		VIK	11.14	* 10.97	* 10.88	<b>21.85</b>	48.54	+ 27.05
3	148		1996	U21	(3)	SURIYANON Siriya		VIK	* 17.16		* 15.54	<b>32.70</b>	430.17	+ 111.37

**Did Not Start - Run-1 (1)**

125	20754	1997	U21			SPANTON Jessica		NOR			* 11.89			
-----	-------	------	-----	--	--	-----------------	---	-----	--	--	---------	--	--	--









**Did Not Finish - Run-2 (1)**

148		1996	U21			SURIYANON Siriya		VIK	* 17.16		* 15.54			
-----	--	------	-----	--	--	------------------	---	-----	---------	--	---------	--	--	--

**Did Not Start - Run-3 (1)**

125	20754	1997	U21			SPANTON Jessica		NOR			* 11.89			
-----	-------	------	-----	--	--	-----------------	---	-----	--	--	---------	--	--	--

**++ Under 21 - Men ++**

1	56		1997	U21	(1)	FENELEY Luke		NOR	9.48	* 9.35	* 9.09	<b>18.44</b>	0.00	- 14.33
2	65	20293	1996	U21	(2)	CLAYTON Adam		NOR	* 9.36	9.38	* 9.14	<b>18.50</b>	2.34	+ 1.94
3	55	20628	1997	U21	(3)	RICHARDSON Thomas		NOR	9.70	* 9.46	* 9.42	<b>18.88</b>	17.18	+ 15.55
4	60		1997	U21	(4)	BOTY Harry		HEM	* 10.26	10.28	* 10.10	<b>20.36</b>	74.97	+ 38.10
5	73		1996	U21	(5)	REEDER James		VIK	* 10.43	10.56	* 10.27	<b>20.70</b>	88.24	- 13.83
6	79		1997	U21	(6)	STEWART Harry		NOR	12.06	* 11.53	* 11.33	<b>22.86</b>	172.58	+ 44.11
7	87	21362	1996	U21	(7)	WILSON Geoffrey		VIK	12.22	* 12.10	* 12.28	<b>24.38</b>	231.93	+ 74.51
8	112		1997	U21	(8)	DAVISON Robert		ESX	12.01	* 11.55	* 12.95	<b>24.50</b>	236.62	- 238.87
9	95	19696	1996	U21	(9)	CUTHBERT Daryl		VIK	12.83	* 12.56	* 12.75	<b>25.31</b>	268.24	+ 77.78

**++ Senior/Masters 1 - Men ++**

1	66	18629	1993	SM1	(1)	MOLLOY Daniel		NOR	9.33	* 9.25	* 9.40	<b>18.65</b>	8.20	+ 12.90
2	113		1991	SM1	(2)	KENYON William		ESX	12.78	* 12.46	* 12.13	<b>24.59</b>	240.13	- 318.96
3	114		1979	SM1	(3)	AMOS Martin		ESX	* 12.43	12.54	* 12.64	<b>25.07</b>	258.87	-

**++ Masters 2/Masters 3 - Ladies ++**











1	135		1971	M23	(1)	SAMPSON Melissa		NOR	11.68	* 11.27	* 11.59	<b>22.86</b>	84.06	- 6.09
2	137		1963	M23	(2)	LALLY Nicola		VIK	14.17	* 13.84	* 13.61	<b>27.45</b>	245.51	+ 84.39

## EASTERN REGION SNOWSPORTS ASSOCIATION 2014

## ESX "Team Evolution" Summer League

## Special Slalom - Female &amp; Male

## ERSA Summer League - Final Ranking - Points

Rank	Bib.	RegNo	Year	Cat	(Rank) Name	.....	Club	Run-1	Run-2	Run-3	Time	Points	Perf
<b>++ Masters 2/Masters 3 - Men ++</b>													
1	77		1963	M23	(1) BUNTON Paul		CHT	11.01	* 10.55	* 10.52	<b>21.07</b>	102.69	- 16.79
2	78	22816	1960	M23	(2) OHSTEN Ben		NOR	11.72	* 11.15	* 10.97	<b>22.12</b>	143.69	+ 17.85
3	75	22220	1966	M23	(3) HOLMES Peter		NOR	* 11.22	11.54	* 11.04	<b>22.26</b>	149.15	+ 43.37
4	86		1964	M23	(4) THOMSON Stewart		VIK	11.41	* 10.97	* 11.32	<b>22.29</b>	150.33	- 1.85
5	81		1967	M23	(5) SYDER Mark		NOR	* 11.58		* 11.30	<b>22.88</b>	173.36	+ 32.86
6	80		1967	M23	(6) DURANT Jim		VIK	11.95	* 11.93	* 11.39	<b>23.32</b>	190.54	+ 51.00
7	108		1951	M23	(7) COOPER Douglas		NOR	14.62	* 14.52	* 14.44	<b>28.96</b>	410.76	+ 100.62
8	111		1966	M23	(8) FRANCIS Carl		VIK	15.43	* 15.18	* 14.77	<b>29.95</b>	449.41	+ 79.93
9	109		1955	M23	(9) DANBURY Mike		WGC	14.97	* 14.94	* 15.22	<b>30.16</b>	457.61	+ 143.59
10	93		1966	M23	(10) GARRETT Mike		NOR	12.86	* 12.12	* 1:16.12	<b>1:28.24</b>	2725.38	+ 2543.51


## Did Not Finish - Run-2 (1)

110		1971	M23		TURNER Oily		HEM	* 14.42					
-----	--	------	-----	--	-------------	---	-----	---------	--	--	--	--	--

## Disqualified - Run-2 (1)

81		1967	M23		SYDER Mark		NOR	* 11.58		* 11.30			
----	--	------	-----	--	------------	---	-----	---------	--	---------	--	--	--

## Did Not Finish - Run-3 (1)

110		1971	M23		TURNER Oily		HEM	* 14.42					
-----	--	------	-----	--	-------------	--	-----	---------	--	--	--	--	--

## Disqualified - Run-3 (1)

94		1080	1941	M23	SMITH Michael		BAS	13.25	* 12.81				
----	--	------	------	-----	---------------	---	-----	-------	---------	--	--	--	--