

EASTERN REGION SNOWSPORTS ASSOCIATION 2014

ESX "Team Evolution" Summer League

Special Slalom - Boys & Girls (U12's)

ERSA Summer League - Final Ranking



Rank Bib. RegNo Year Cat Rank Name Club Run 1 Run 2 Run 3 Time

=== ERSa Girls - U12's & U10's ===

Rank	Bib.	RegNo	Year	Cat	Rank	Name	Club	Run 1	Run 2	Run 3	Time
1	33	22823	2007	U10	(1)	BRZESKA Wanda	Bromley RaceSquad	BRO 12.43	* 12.10	* 12.11	24.21
2	34		2005	U12	(1)	MANN Madeleine	VIK	* 12.39	12.69	* 12.39	24.78
3	44		2005	U12	(2)	BARTLETT Honor	VIK	* 12.34	* 12.59	12.70	24.93
4	38		2006	U10	(2)	BLACKWELL Lucy	TAL	* 12.61	12.67	* 12.54	25.15
5	43		2004	U12	(3)	KING Emily	VIK	12.85	* 12.63	* 12.56	25.19
6	42		2005	U12	(4)	HEMMING Anya	MID	13.18	* 12.82	* 12.80	25.62
7	40		2006	U10	(3)	HOWESON Olivia	HEM	13.70	* 13.14	* 13.07	26.21
8	37		2007	U10	(4)	TUTT Holly	HEM	* 13.35	* 13.28	13.57	26.63
9	50		2009	U08	(1)	BRZESKA Margaret	CHT	* 13.92	14.03	* 13.65	27.57
10	51		2008	U08	(2)	BUNTON Aimee	CHT	* 14.01	52.19	* 14.52	28.53
11	31		2005	U12	(5)	ARLOTT Holly	HEM	* 14.40		* 14.41	28.81
12	36		2005	U12	(6)	ALEY Lauren	HEM		* 15.13	* 14.81	29.94
13	35		2004	U12	(7)	DE FRIEND Faye	ESX	* 15.31	* 15.14	15.75	30.45
14	45		2007	U10	(5)	HIGGS Eira-Mia	ESX	* 15.93	16.00	* 15.65	31.58
15	41		2007	U10	(6)	KING Jessica	VIK	17.49	* 16.73	* 17.22	33.95
16	39		2008	U08	(3)	AMOS Lilly-Ella	ESX	17.09	* 16.97	* 17.02	33.99
17	46		2007	U10	(7)	LAST Isabelle	NOR	* 17.63	* 17.81	18.26	35.44
18	32		2007	U10	(8)	LAWRENCE Georgia	VIK	18.66	* 18.36	* 18.32	36.68
19	48		2008	U08	(4)	JELPIDIFOROVA Valeria	ESX	20.42	* 19.82	* 19.78	39.60
20	49		2009	U08	(5)	HADDEN Amelia	ESX	* 20.15	21.42	* 20.67	40.82
21	47		2010	U08	(6)	SINCLAIR Eve	VIK	* 20.51	* 20.62	22.15	41.13

Disqualified - Run 1 (1)

36		2005	U12		ALEY Lauren	HEM		* 15.13	* 14.81		
----	--	------	-----	--	-------------	-----	--	---------	---------	--	--

Disqualified - Run 2 (1)

31		2005	U12		ARLOTT Holly	HEM	* 14.40		* 14.41		
----	--	------	-----	--	--------------	-----	---------	--	---------	--	--

=== ERSa Boys - U12's & U10's ===

Rank	Bib.	RegNo	Year	Cat	Rank	Name	Club	Run 1	Run 2	Run 3	Time
1	30	21649	2005	U12	(1)	BUNTON Ryan	CHT	* 10.52	* 10.40	10.85	20.92
2	2		2005	U12	(2)	LOUTH Oscar	HEM	* 10.89	11.43	* 10.75	21.64
3	7		2006	U10	(1)	SINCLAIR Laurence	VIK	* 11.23	* 11.21	11.38	22.44
4	1		2005	U12	(3)	PARKER Travis	NOR	11.39	* 11.14	* 11.31	22.45
5	3	22059	2006	U10	(2)	DADE Jake	NOR	11.67	* 11.35	* 11.27	22.62

EASTERN REGION SNOWSPORTS ASSOCIATION 2014

ESX "Team Evolution" Summer League

Special Slalom - Boys & Girls (U12's)

ERSA Summer League - Final Ranking

Rank	Bib.	RegNo	Year	Cat	Rank	Name	Club	Run 1	Run 2	Run 3	Time
6	13		2005	U12	(4)	OGDEN Alexander		NOR	11.58	* 11.36	* 11.36	22.72
7	8		2004	U12	(5)	SINCLAIR Charles		VIK	* 11.32	* 11.50	11.65	22.82
8	9	21713	2004	U12	(6)	B EGLIN Thomas		HEM	11.90	* 11.48	* 11.71	23.19
9	6		2007	U10	(3)	SMITH Bradley		VIK	* 11.89	* 12.11	12.26	24.00
10	17		2004	U12	(7)	MARTIN Max		ESX	* 12.16	* 12.02	27.24	24.18
11	10		2005	U12	(8)	WALES Jonathan		NOR	* 12.25	* 11.98		24.23
12	14		2007	U10	(4)	ENGLAND Alfie		ESX	12.90	* 12.33	* 12.11	24.44
13	12		2006	U10	(5)	SMITH Ben		VIK	12.69	* 12.50	* 12.59	25.09
14	15		2005	U12	(9)	THOMSON Kai		VIK	* 12.86	* 13.36	13.50	26.22
15	5		2005	U12	(10)	SHELLY Jack		VIK	13.99	* 13.70	* 13.53	27.23
16	19		2006	U10	(6)	JELPIDIFOROVA Eric		ESX	14.44	* 13.47	* 13.79	27.26
17	11		2004	U12	(11)	ALI Dylan		VIK	* 13.70	* 13.57	13.70	27.27
18	4		2005	U12	(12)	PAGE-BROWNE Adam		WGC	* 13.93	* 13.66	13.97	27.59
19	24		2007	U10	(7)	WEBB Joshua		ESX	15.73	* 15.13	* 15.08	30.21
20	16		2004	U12	(13)	HUTCHINSON Max		VIK	* 15.11	* 15.18		30.29
21	20		2006	U10	(8)	DE FRIEND Kye		ESX	* 15.31	15.54	* 15.39	30.70
22	18		2007	U10	(9)	FRANCIS Jude		VIK	* 15.65	* 15.81	15.95	31.46
23	21		2006	U10	(10)	PHILLIPS Daniel		WGC	16.41	* 16.39	* 16.36	32.75
24	29		2009	U08	(1)	GRIMES Myles		VIK	* 17.97	* 17.81	18.11	35.78
25	25		2008	U08	(2)	LAWRENCE Harvey		VIK	* 18.03	* 18.05	18.75	36.08
26	23		2009	U08	(3)	BLACKWELL Jasper		TAL	* 18.47	19.29	* 17.68	36.15
27	27		2010	U08	(4)	LAST William		NOR	19.57	* 19.13	* 18.02	37.15
28	28		2010	U08	(5)	AMOS Brody		ESX	19.34	* 19.22	* 18.89	38.11
29	22		2007	U10	(11)	CHILDS Scott		WGC	* 19.28	* 18.86	19.40	38.14
30	26		2010	U08	(6)	CIS Luca		ESX	21.90	* 21.19	* 21.50	42.69
31	52		2008	U08	(7)	ELLIFF Rafe		VIK	* 23.09	* 19.99		43.08

Did Not Finish - Run 3 (2)

10		2005	U12		WALES Jonathan		NOR	* 12.25	* 11.98		
16		2004	U12		HUTCHINSON Max		VIK	* 15.11	* 15.18		

Disqualified - Run 3 (1)

52		2008	U08		ELLIFF Rafe		VIK	* 23.09	* 19.99		
----	--	------	-----	--	-------------	--	-----	---------	---------	--	--

EASTERN REGION SNOWSPORTS ASSOCIATION 2014

ESX "Team Evolution" Summer League

Special Slalom - Female & Male

ERSA Summer League - Final Ranking - Points



Rank	Bib.	RegNo	Year	Cat	(Rank)	Name	Club	Run-1	Run-2	Run-3	Time	Points	Perf
=== ERSA Girls/Ladies ===													
1	121	20139	1997	U21	(1)	COE Megan	NOR	10.20	* 10.10	* 10.37	20.47	0.00	+ 6.09
2	126		2001	U16	(1)	SKIPPER Megan	NOR	* 10.54	11.42	* 10.55	21.09	21.81	- 6.89
3	129		1997	U21	(2)	DURANT Ella	VIK	11.14	* 10.97	* 10.88	21.85	48.54	+ 27.05
4	132	19235	1999	U18	(1)	ROYAL Natasha	VIK	11.33	* 11.07	* 10.91	21.98	53.11	+ 25.73
5	128		2000	U16	(2)	BURROUGHS Hannah	NOR	11.25	* 10.89	* 11.17	22.06	55.93	- 9.10
6	130	20496	2002	U14	(1)	SCRANAGE-HARRISON Elenor	HEM	* 11.03	11.08	* 11.15	22.18	60.15	+ 15.52
7	135		1971	M23	(1)	SAMPSON Melissa	NOR	11.68	* 11.27	* 11.59	22.86	84.06	- 6.09
8	131		2001	U16	(3)	LEVENE Grace	VIK		* 11.59	* 11.62	23.21	96.38	+ 3.47
9	124		1999	U18	(2)	DEREVE Emma	VIK	* 11.55		* 12.02	23.57	109.04	+ 10.41
10	136		2000	U16	(4)	MCLEISH Alice	ESX	* 11.95	12.02	* 11.70	23.65	111.85	- 27.67
11	123		2001	U16	(5)	KERSHAW Ellie	NOR	12.23	* 12.13	* 11.95	24.08	126.98	+ 8.30
12	142		2003	U14	(2)	BOTY Nia	HEM	* 12.50	12.80	* 11.99	24.49	141.40	- 62.80
13	122		2000	U16	(6)	WEBSTER Atlanta	NOR	* 12.36	12.38	* 12.28	24.64	146.67	+ 62.72
14	138	22179	2003	U14	(3)	HOLMES Abby	NOR	12.18	* 12.09	* 12.65	24.74	150.19	- 19.72
15	139		2000	U16	(7)	CHASE Amber	NOR	12.88	* 12.41	* 12.70	25.11	163.20	- 12.28
16	140		2001	U16	(8)	HACKETT Layla	VIK	13.01	* 12.65	* 12.63	25.28	169.18	- 6.95
17	143		2003	U14	(4)	ELLIFF Alexa	VIK	13.10	* 12.51	* 13.06	25.57	179.38	- 75.04
18	141		2002	U14	(5)	TURNER Beth	VIK	14.05	* 13.11	* 12.74	25.85	189.23	- 0.68
19	146		2003	U14	(6)	FRANCIS Mia	VIK	* 12.90	13.25	* 12.96	25.86	189.58	- 76.82
20	153		2002	U14	(7)	LANDER Izzy	ESX		* 13.57	* 12.96	26.53	213.15	-
21	156		1999	U18	(3)	BAUMBACH Jasmine	VIK	* 13.34	13.51	* 13.30	26.64	217.02	-
22	147		2003	U14	(8)	MCLEISH Emily	ESX	13.82	* 13.72	* 13.45	27.17	235.66	- 74.41
23	137		1963	M23	(2)	LALLY Nicola	VIK	14.17	* 13.84	* 13.61	27.45	245.51	+ 84.39
24	149		2003	U14	(9)	MAWSON Carys	WGC	14.35	* 13.90	* 13.63	27.53	248.32	- 106.98
25	151	22806	2003	U14	(10)	FARROW Ellie	HEM	14.56	* 14.18	* 13.79	27.97	263.80	- 161.05
26	150		2002	U14	(11)	GOULD Lauren	ESX	14.79	* 14.24	* 14.00	28.24	273.30	- 99.18
27	145		1999	U18	(4)	ELPHICK Alex	ESX	14.99	* 14.44	* 14.02	28.46	281.04	+ 23.78
28	155		2003	U14	(12)	WEST Sophie	VIK	14.50	* 14.17	* 14.60	28.77	291.94	-
29	148		1996	U21	(3)	SURIYANON Siriya	VIK	* 17.16		* 15.54	32.70	430.17	+ 111.37
30	152	20678	2003	U14	(13)	CUTHBERT Tia	VIK	* 17.69	18.09	* 18.57	36.26	555.39	+ 46.99
31	154		2001	U16	(9)	ELPHICK Isabel	ESX	* 19.50	19.72	* 19.64	39.14	656.69	-

Did Not Start - Run-1 (3)

125	20754	1997	U21	SPANTON Jessica	NOR	* 11.89
127		2002	U14	BARNARD Xynia	NOR	
144		2003	U14	THOMSON Olya	VIK	

Did Not Finish - Run-1 (2)

131		2001	U16	LEVENE Grace	VIK	* 11.59 * 11.62
133		1999	U18	MCCABE-ABLE Scarlett	VIK	

EASTERN REGION SNOWSPORTS ASSOCIATION 2014

ESX "Team Evolution" Summer League

Special Slalom - Female & Male

ERSA Summer League - Final Ranking - Points

Rank	Bib.	RegNo	Year	Cat	(Rank) Name	Club	Run-1	Run-2	Run-3	Time	Points	Perf
------	------	-------	------	-----	-------------	-------	------	-------	-------	-------	------	--------	------

Disqualified - Run-1 (1)

	153		2002	U14	LANDER Izzy		ESX		* 13.57	* 12.96			
--	-----	--	------	-----	-------------	---	-----	--	---------	---------	--	--	--

Did Not Start - Run-2 (3)

	124		1999	U18	DEREVE Emma		VIK	* 11.55		* 12.02			
	127		2002	U14	BARNARD Xynia		NOR						
	144		2003	U14	THOMSON Olya		VIK						

Did Not Finish - Run-2 (2)

	133		1999	U18	MCCABE-ABLE Scarlett		VIK						
	148		1996	U21	SURIYANON Siriya		VIK	* 17.16		* 15.54			

Did Not Start - Run-3 (3)

	125	20754	1997	U21	SPANTON Jessica		NOR		* 11.89				
	127		2002	U14	BARNARD Xynia		NOR						
	144		2003	U14	THOMSON Olya		VIK						

Did Not Finish - Run-3 (2)

	133		1999	U18	MCCABE-ABLE Scarlett		VIK						
	134		1999	U18	HAWES Claudie		NOR	14.16	* 11.62				

=== ERSA Boys/Men ===























1	56		1997	U21	(1) FENELEY Luke		NOR	9.48	* 9.35	* 9.09	18.44	0.00	- 14.33
2	65	20293	1996	U21	(2) CLAYTON Adam		NOR	* 9.36	9.38	* 9.14	18.50	2.34	+ 1.94
3	66	18629	1993	SM1	(1) MOLLOY Daniel		NOR	9.33	* 9.25	* 9.40	18.65	8.20	+ 12.90
4	55	20628	1997	U21	(3) RICHARDSON Thomas		NOR	9.70	* 9.46	* 9.42	18.88	17.18	+ 15.55
5	67		1999	U18	(1) BINGHAM Jonathan		ESX	9.57	* 9.48	* 9.42	18.90	17.96	- 9.22
6	57	22166	1999	U18	(2) HOLMES Thomas		NOR	9.92	* 9.69	* 9.58	19.27	32.41	- 9.84
7	116		2001	U16	(1) TROUNG Aaron		VIK	* 9.79	9.93	* 9.73	19.52	42.17	+ 18.91
8	64	20481	2001	U16	(2) HUDSON Thomas		NOR	* 9.77	10.06	* 9.94	19.71	49.59	+ 8.90
9	68		1999	U18	(3) FENELEY William		NOR	* 9.87	9.99	* 9.94	19.81	53.49	- 2.79
9	63	21218	1998	U18	(3) BRESKAL Bailey		WGC	10.21	* 10.03	* 9.78	19.81	53.49	- 4.00
11	60		1997	U21	(4) BOTY Harry		HEM	* 10.26	10.28	* 10.10	20.36	74.97	+ 38.10
12	73		1996	U21	(5) REEDER James		VIK	* 10.43	10.56	* 10.27	20.70	88.24	- 13.83
13	72		2003	U14	(1) THOMPSON Joseph		NOR	10.72	* 10.53	* 10.39	20.92	96.83	- 1.83
14	61	20184	2000	U16	(3) NEWTON William		HEM	* 10.49	10.50	* 10.54	21.03	101.13	+ 32.36
14	58	21723	2000	U16	(3) HOWE Charlie		NOR	10.70	* 10.49	* 10.54	21.03	101.13	+ 35.93
16	77		1963	M23	(1) BUNTON Paul		CHT	11.01	* 10.55	* 10.52	21.07	102.69	- 16.79
17	83		2000	U16	(5) WALES Joesph		NOR	* 10.58	10.60	* 10.62	21.20	107.77	- 39.10
18	91		2001	U16	(6) HEMMING Ethan		MID	10.61	* 10.56	* 10.65	21.21	108.16	- 66.40
19	59	22164	2001	U16	(7) LONGSTAFF Michael		WGC	* 10.57	10.85	* 10.69	21.26	110.11	+ 29.71
20	74		2002	U14	(2) BINGHAM Nicholas		ESX	11.04	* 10.81	* 10.71	21.52	120.26	+ 14.88
21	90		2001	U16	(8) HADDEN Alex		ESX	* 10.70	10.71	* 11.12	21.82	131.97	- 32.23
22	82	20748	2003	U14	(3) DADE Tommy		NOR	11.57	* 11.11	* 10.88	21.99	138.61	- 4.30
23	85		2000	U16	(9) STEWARD Oliver		NOR		* 11.25	* 10.82	22.07	141.74	- 6.68
24	78	22816	1960	M23	(2) OHSTEN Ben		NOR	11.72	* 11.15	* 10.97	22.12	143.69	+ 17.85
25	76		2000	U16	(10) HOWE Harry		NOR	11.41	* 11.26	* 10.87	22.13	144.08	+ 28.98
26	75	22220	1966	M23	(3) HOLMES Peter		NOR	* 11.22	11.54	* 11.04	22.26	149.15	+ 43.37
27	86		1964	M23	(4) THOMSON Stewart		VIK	11.41	* 10.97	* 11.32	22.29	150.33	- 1.85
28	92	21194	2003	U14	(4) NEWTON Charlie		HEM	11.39	* 11.28	* 11.40	22.68	165.55	- 9.89
29	79		1997	U21	(6) STEWARD Harry		NOR	12.06	* 11.53	* 11.33	22.86	172.58	+ 44.11
30	81		1967	M23	(5) SYDER Mark		NOR	* 11.58		* 11.30	22.88	173.36	+ 32.86

EASTERN REGION SNOWSPORTS ASSOCIATION 2014

ESX "Team Evolution" Summer League

Special Slalom - Female & Male






ERSA Summer League - Final Ranking - Points

Rank	Bib.	RegNo	Year	Cat	(Rank)	Name	Club	Run-1	Run-2	Run-3	Time	Points	Perf
31	115		2001	U16	(11)	MARTIN Joe		ESX	* 11.61		* 11.28	22.89	173.75	-
32	70		2000	U16	(12)	THOMPSON Connor		VIK		* 11.27	* 11.69	22.96	176.49	+ 82.06
33	89		1999	U18	(5)	HEARNEY Christopher		NOR	* 11.67	11.74	* 11.39	23.06	180.39	+ 18.26
34	80		1967	M23	(6)	DURANT Jim		VIK	11.95	* 11.93	* 11.39	23.32	190.54	+ 51.00
35	103		2001	U16	(13)	MARTIN Alex		ESX	* 11.65	11.74	* 11.69	23.34	191.32	- 60.00
36	98	22306	2003	U14	(5)	TURNER Alfie		HEM		* 11.73	* 11.79	23.52	198.35	- 23.27
37	117		1999	U18	(6)	COWAN Nicholas		ESX	* 12.40	12.41	* 11.26	23.66	203.82	-
38	97		2002	U14	(6)	GOMEZ CLARKE Jamie		NOR	13.06	* 11.95	* 11.86	23.81	209.67	+ 6.10
39	102		2002	U14	(7)	HARDING Luke		ESX		* 12.27	* 11.74	24.01	217.48	- 31.03
40	96		1999	U18	(7)	PAYNE George		ESX	12.18	* 12.12	* 11.99	24.11	221.39	+ 29.86
41	84		2001	U16	(14)	BUTTERS Harvey		VIK		* 11.96	* 12.31	24.27	227.64	+ 79.93
42	105		2001	U16	(15)	HUGHES Thomas		ESX	* 11.94	12.16	* 12.44	24.38	231.93	- 33.80
42	87	21362	1996	U21	(7)	WILSON Geoffrey		VIK	12.22	* 12.10	* 12.28	24.38	231.93	+ 74.51
44	112		1997	U21	(8)	DAVISON Robert		ESX	12.01	* 11.55	* 12.95	24.50	236.62	- 238.87
45	113		1991	SM1	(2)	KENYON William		ESX	12.78	* 12.46	* 12.13	24.59	240.13	- 318.96
45	106		2000	U16	(16)	ROGERS Daniel		VIK	* 12.36	12.42	* 12.23	24.59	240.13	- 49.51
47	99		2001	U16	(17)	REYNOLDS Joshua		NOR	12.96	* 12.45	* 12.28	24.73	245.60	+ 22.64
48	104	20264	2003	U14	(8)	REIDY Thomas		HEM	* 12.62	12.79	* 12.37	24.99	255.75	+ 3.80
49	114		1979	SM1	(3)	AMOS Martin		ESX	* 12.43	12.54	* 12.64	25.07	258.87	-
50	101		2002	U14	(9)	HIGGINS James		NOR		* 12.79	* 12.43	25.22	264.73	+ 16.94
51	95	19696	1996	U21	(9)	CUTHBERT Daryl		VIK	12.83	* 12.56	* 12.75	25.31	268.24	+ 77.78
52	108		1951	M23	(7)	COOPER Douglas		NOR	14.62	* 14.52	* 14.44	28.96	410.76	+ 100.62
53	111		1966	M23	(8)	FRANCIS Carl		VIK	15.43	* 15.18	* 14.77	29.95	449.41	+ 79.93
54	109		1955	M23	(9)	DANBURY Mike		WGC	14.97	* 14.94	* 15.22	30.16	457.61	+ 143.59
55	93		1966	M23	(10)	GARRETT Mike		NOR	12.86	* 12.12	* 1:16.12	1:28.24	2725.38	+ 2543.51

Did Not Start - Run-1 (2)

100		2003	U14		MCANALLY Ewan		WGC							
107		2003	U14		WILLIAMS Elliot		WGC							

Did Not Finish - Run-1 (5)

70		2000	U16		THOMPSON Connor		VIK		* 11.27	* 11.69				
84		2001	U16		BUTTERS Harvey		VIK		* 11.96	* 12.31				
88	22196	2000	U16		WARSOP Rowan		NOR		* 11.85					
101		2002	U14		HIGGINS James		NOR		* 12.79	* 12.43				
102		2002	U14		HARDING Luke		ESX		* 12.27	* 11.74				

Disqualified - Run-1 (3)

62		1999	U18		CHILDS Lewis		WGC		* 10.46					
85		2000	U16		STEWART Oliver		NOR		* 11.25	* 10.82				
98	22306	2003	U14		TURNER Alfie		HEM		* 11.73	* 11.79				

Did Not Start - Run-2 (2)

100		2003	U14		MCANALLY Ewan		WGC							
107		2003	U14		WILLIAMS Elliot		WGC							


Did Not Finish - Run-2 (2)

110		1971	M23		TURNER Oily		HEM		* 14.42					
115		2001	U16		MARTIN Joe		ESX		* 11.61		* 11.28			

Disqualified - Run-2 (1)

81		1967	M23		SYDER Mark		NOR		* 11.58		* 11.30			
----	--	------	-----	--	------------	---	-----	--	---------	--	---------	--	--	--

Did Not Start - Run-3 (2)

100		2003	U14		MCANALLY Ewan		WGC							
-----	--	------	-----	--	---------------	---	-----	--	--	--	--	--	--	--

EASTERN REGION SNOWSPORTS ASSOCIATION 2014

ESX "Team Evolution" Summer League

Special Slalom - Female & Male

ERSA Summer League - Final Ranking - Points

Rank	Bib.	RegNo	Year	Cat	(Rank) Name	Club	Run-1	Run-2	Run-3	Time	Points	Perf
	107		2003	U14	WILLIAMS Elliot		WGC						

Did Not Finish - Run-3 (4)

	69		2001	U16	APPLETON Byron		HEM	10.24	*	10.24			
	71		1998	U18	LEVENE Harry		VIK	11.70	*	11.59			
	88	22196	2000	U16	WARSOP Rowan		NOR		*	11.85			
	110		1971	M23	TURNER Oily		HEM	*	14.42				

Disqualified - Run-3 (2)

	62		1999	U18	CHILDS Lewis		WGC					*	10.46
	94	1080	1941	M23	SMITH Michael		BAS	13.25	*	12.81			