

EASTERN REGION SNOWSPORTS ASSOCIATION 2015

TAL "Team Evolution" Summer League

Special Slalom - Boys & Girls (U12's)

ERSA Summer League - Final Ranking






Rank	Bib.	RegNo	Year	Cat	Rank	Name	Club	Run 1	Run 2	Run 3	Time
------	------	-------	------	-----	------	------	-------	------	-------	-------	-------	------

++ Under 08 - Girls ++

1	40		2008	U08	(1)	BELLAMY Arianne		TAL	18.75 *	16.05 *	16.04	32.09
2	33		2009	U08	(2)	HADDEN Amelia		ESX	17.87 *	18.25 *	16.48	34.35
3	29		2010	U08	(3)	SINCLAIR Eve		VIK	17.60 *	18.40 *	17.46	35.06








++ Under 08 - Boys ++

1	17		2009	U08	(1)	BLACKWELL Jasper		TAL	15.24 *	1:14.36 *	15.70	30.94
2	20		2010	U08	(2)	LAST William		NOR	16.14 *	15.84		31.98
3	19		2009	U08	(3)	GRIMES Myles		VIK	15.81 *	16.39	16.83	32.20
4	18		2008	U08	(4)	LAWRENCE Harvey		VIK	16.34 *	16.29 *	16.08	32.37
5	22		2008	U08	(5)	HALLIDAY Thomas		NOR	17.42 *	17.19 *	17.20	34.39

Disqualified - Run 3 (1)

	20		2010	U08		LAST William		NOR	16.14 *	15.84		
--	----	--	------	-----	--	--------------	--	-----	---------	-------	--	--

++ Under 10 - Girls ++

1	34		2006	U10	(1)	BLACKWELL Lucy		TAL	11.70 *	11.93	11.27	22.97
2	36		2006	U10	(2)	HOWESON Olivia		HEM	13.27 *	12.29 *	12.09	24.38
3	28		2007	U10	(3)	TUTT Holly		HEM	12.32 *	12.30	12.61	24.62
4	39		2007	U10	(4)	BUSHELL Grace		NOR	14.31 *	12.98 *	13.35	26.33
5	31		2007	U10	(5)	COZENS Zoe		NOR	15.19 *	14.74 *	13.86	28.60
6	25		2007	U10	(6)	LAWRENCE Georgia		VIK	15.16 *	14.96 *	14.35	29.31
7	38		2007	U10	(7)	LAST Isabelle		NOR	16.54 *	15.42 *	15.26	30.68
8	35		2007	U10	(8)	FARROW Isla		HEMJ HEM	17.17 *	16.90 *	16.29	33.19

++ Under 10 - Boys ++

1	4		2006	U10	(1)	SINCLAIR Laurence		VIK	10.92 *	10.76 *	10.55	21.31
2	3	22059	2006	U10	(2)	DADE Jake		NOR	11.22 *	10.73 *	11.07	21.80
3	2		2007	U10	(3)	SMITH Bradley		VIK	11.84 *	11.26 *	10.93	22.19
4	9		2006	U10	(4)	SMITH Ben		VIK	11.73 *	11.35 *	11.26	22.61
5	11		2006	U10	(5)	COZENS Samual		NOR	11.80 *	11.85	11.90	23.65

EASTERN REGION SNOWSPORTS ASSOCIATION 2015





TAL "Team Evolution" Summer League

Special Slalom - Boys & Girls (U12's)

ERSA Summer League - Final Ranking

Rank	Bib.	RegNo	Year	Cat	Rank	Name	Club	Run 1	Run 2	Run 3	Time
6	16		2006	U10	(6)	PHILLIPS Daniel		WGC *	13.08	13.45	* 12.73	25.81

++ Under 12 - Girls ++

1	30		2005	U12	(1)	MANN Madeleine		VIK *	11.27	11.40	* 10.90	22.17
2	27	22825	2005	U12	(2)	BARTLETT Honor		VIK *	11.21	* 11.25	11.39	22.46
3	37		2004	U12	(3)	JONES Charlotte		TAL	12.96	* 12.27	* 12.22	24.49
4	26		2005	U12	(4)	ARLOTT Holly		HEM	14.85	* 13.93	* 13.75	27.68

Did Not Start - Run 1 (1)

	32	22861	2005	U12		TWEEDY Petra		VIK				
--	----	-------	------	-----	--	--------------	--	-----	--	--	--	--










Did Not Start - Run 2 (1)

	32	22861	2005	U12		TWEEDY Petra		VIK				
--	----	-------	------	-----	--	--------------	--	-----	--	--	--	--

Did Not Start - Run 3 (1)

	32	22861	2005	U12		TWEEDY Petra		VIK				
--	----	-------	------	-----	--	--------------	--	-----	--	--	--	--

++ Under 12 - Boys ++

1	10	22087	2005	U12	(1)	PARKER Travis		NOR	10.84	* 10.52	* 10.54	21.06
2	15		2005	U12	(2)	LOUTH Oscar		HEM	10.94	* 10.47	* 10.63	21.10
3	12		2004	U12	(3)	SINCLAIR Charles		VIK	11.03	* 10.95	* 10.54	21.49
4	1	21604	2005	U12	(4)	OGDEN Alexander		NOR	11.23	* 10.88	* 10.83	21.71
5	5		2005	U12	(5)	WALES Jonathan		NOR	11.36	* 11.06	* 10.89	21.95
6	14		2005	U12	(6)	CHAUHAN Rohan		NOR	11.57	* 11.09	* 10.95	22.04
7	7		2005	U12	(7)	MARSHALL Callum		TAL	* 11.49	* 11.32	11.88	22.81
8	6	21713	2004	U12	(8)	BEGLIN Thomas		HEM	* 11.67	* 11.67	12.35	23.34
9	8		2005	U12	(9)	PAGE-BROWNE Adam		WGC *	12.57	* 12.47	12.86	25.04
10	21		2004	U12	(10)	HALLIDAY Ben		NOR	13.47	* 12.79	* 12.59	25.38
11	13		2004	U12	(11)	HUTCHINSON Max		VIK *	13.13	* 13.07	13.63	26.20

EASTERN REGION SNOWSPORTS ASSOCIATION 2015

TAL "Team Evolution" Summer League

Special Slalom - Female and Male

ERSA Summer League - Final Ranking - Points









Rank	Bib.	RegNo	Year	Cat	(Rank)	Name	Club	Run 1	Run 2	Run 3	Time	Points	Perf
------	------	-------	------	-----	--------	------	-------	------	-------	-------	-------	------	--------	------

++ Under 14 - Girls ++

1	92	20496	2002	U14	(1)	SCRANAGE-HARRISON Elenor		HEM	9.97	* 9.95	* 11.29	21.24	81.51	+ 59.37
2	87	21334	2003	U14	(2)	BOTY Nia		HEM	11.68	* 10.95	* 11.28	22.23	118.87	- 27.72
3	82		2002	U14	(3)	TURNER Beth		VIK	11.57	* 11.51	* 11.24	22.75	138.49	- 57.20
4	97	22179	2003	U14	(4)	HOLMES Abby		NOR	11.87	* 11.37	* 11.49	22.86	142.64	- 15.97
5	89	22806	2003	U14	(5)	FARROW Ellie		HEM	12.52	* 11.92	* 12.44	24.36	199.25	- 52.86

++ Under 14 - Boys ++

1	53	20884	2003	U14	(1)	THOMPSON Joseph		NOR	* 10.35	10.44	* 10.36	20.71	133.04	+ 41.48
2	70		2003	U14	(2)	BUSHELL George		NOR	* 10.73	11.12	* 10.54	21.27	156.11	- 38.46
3	71		2002	U14	(3)	GOMEZ CLARKE Jamie		NOR	10.97	* 10.69	* 10.83	21.52	166.41	- 36.47
4	74	22827	2003	U14	(4)	BARTLETT Arthur		VIK	11.58	* 11.09	* 11.01	22.10	190.30	- 60.74
5	66	22306	2003	U14	(5)	TURNER Alfie		HEM		* 11.29	* 10.85	22.14	191.95	+ 16.55
6	73		2003	U14	(6)	MCANALLY Ewan		WGC	11.60	* 11.28	* 11.09	22.37	201.42	- 31.35

Disqualified - Run 1 (1)

	66	22306	2003	U14		TURNER Alfie		HEM		* 11.29	* 10.85			
--	----	-------	------	-----	--	--------------	---	-----	--	---------	---------	--	--	--

++ Under 16 - Girls ++

1	90	20337	2001	U16	(1)	SKIPPER Megan		NOR	10.14	* 9.63	* 10.01	19.64	21.13	- 10.25
2	95		2001	U16	(2)	KERSHAW Ellie		NOR	11.66	* 10.79	* 11.25	22.04	111.70	- 13.10
3	91	19746	2000	U16	(3)	BRADLEY Lydia		HEM	11.74	* 11.50	* 11.34	22.84	141.89	- 9.36

++ Under 16 - Boys ++

1	49	20481	2001	U16	(1)	HUDSON Thomas		NOR	9.78	* 9.64	* 9.34	18.98	61.78	+ 20.60
2	54	22009	2001	U16	(2)	APPLETON Byron		HEM	9.85	* 9.59	* 9.66	19.25	72.91	+ 23.04
3	55		2000	U16	(3)	THOMPSON Connor		VIK	9.98	* 9.81	* 9.56	19.37	77.85	- 17.07
4	59		2000	U16	(4)	WALES Joesph		NOR	* 9.84	9.94	* 10.03	19.87	98.44	- 26.60
5	63	21875	2001	U16	(5)	HADDEN Alex		ESX	10.33	* 10.26	* 10.14	20.40	120.27	- 28.31
6	64	22196	2000	U16	(6)	WARSOP Rowan		NOR	10.60	* 10.60	* 10.47	21.07	147.87	- 13.82
7	62		2000	U16	(7)	STEWART Oliver		NOR	11.26	* 10.94	* 10.50	21.44	163.11	+ 19.85

Did Not Start - Run 1 (2)

	46	20687	2001	U16		TROUNG Aaron		VIK						
--	----	-------	------	-----	--	--------------	---	-----	--	--	--	--	--	--

EASTERN REGION SNOWSPORTS ASSOCIATION 2015

TAL "Team Evolution" Summer League

Special Slalom - Female and Male

ERSA Summer League - Final Ranking - Points

Rank	Bib.	RegNo	Year	Cat	(Rank) Name	Club	Run 1	Run 2	Run 3	Time	Points	Perf
	72		2001	U16	REYNOLDS Joshua		NOR						

Did Not Start - Run 2 (2)

	46	20687	2001	U16	TROUNG Aaron		VIK						
	72		2001	U16	REYNOLDS Joshua		NOR						


Did Not Start - Run 3 (2)

	46	20687	2001	U16	TROUNG Aaron		VIK						
	72		2001	U16	REYNOLDS Joshua		NOR						

++ Under 18 - Girls ++

1	88	19235	1999	U18	(1) ROYAL Natasha		VIK	10.42	* 10.21	* 9.85	20.06	36.98	+ 3.48
2	93		1999	U18	(2) HAWES Claudie		NOR	11.66	* 10.86	* 10.64	21.50	91.32	- 36.14
3	85		1999	U18	(3) TURNER Lucy-May		VIK	11.87	* 11.19	* 11.45	22.64	134.34	- 13.27







++ Under 18 - Boys ++

1	79	22166	1999	U18	(1) HOLMES Thomas		NOR	9.34	* 9.10	* 9.00	18.10	25.54	- 12.17
2	45	21119	1999	U18	(2) DAVIES Harry		NOR	9.38	* 9.14	* 9.19	18.33	35.01	- 5.15
3	56	21742	1998	U18	(3) SEWELL Logan		NOR	9.52	* 9.31	* 9.11	18.42	38.72	+ 26.14
4	50	21218	1998	U18	(4) BRESKAL Bailey		WGC	9.65	* 9.41	* 9.62	19.03	63.84	+ 10.28
5	51	21691	1999	U18	(5) LANE Joshua		NOR	10.09	* 10.07	* 9.62	19.69	91.03	+ 24.55
6	69		1999	U18	(6) PAYNE George		ESX	10.87	* 10.43	* 10.22	20.65	130.57	- 61.45

++ Under 21 - Ladies ++

1	94	19016	1995	U21	(1) SKIPPER Sophie		NOR	* 9.61	9.83	* 9.47	19.08	0.00	- 2.76
2	84	19700	1997	U21	(2) TOOGOOD Natalia		VIK	10.57	* 10.07	* 9.95	20.02	35.47	- 4.65
3	83	20139	1997	U21	(3) COE Megan		NOR	* 9.98	10.00	* 10.16	20.14	40.00	+ 39.97
4	96		1996	U21	(4) SURİYANON Siriya		VIK	12.75	* 12.40	* 11.77	24.17	192.08	- 132.84

++ Under 21 - Men ++

1	47	20293	1996	U21	(1) CLAYTON Adam		NOR	* 8.79	8.90	* 8.69	17.48	0.00	- 0.89
2	52	20628	1997	U21	(2) RICHARDSON Thomas		NOR	9.05	* 9.04	* 9.11	18.15	27.60	+ 25.48
3	48	18810	1997	U21	(3) FENELEY Luke		NOR	9.26	* 9.15	* 9.06	18.21	30.07	+ 22.42
4	57		1996	U21	(4) REEDER James		VIK	* 9.78	9.87	* 9.35	19.13	67.96	- 27.68
5	68	19696	1996	U21	(5) CUTHBERT Daryl		VIK	10.69	* 10.61	* 10.32	20.93	142.11	- 48.84
6	60		1997	U21	(6) STEWARD Harry		NOR	10.75	* 10.54	* 10.43	20.97	143.75	+ 14.79

++ Senior/Masters 1 - Men ++

1	65		1987	SM1	(1) BELLAMY Edward		NOR	10.92	* 10.69	* 10.79	21.48	164.76	- 10.43
---	----	--	------	-----	--------------------	---	-----	-------	---------	---------	--------------	--------	---------

++ Masters 2/Masters 3 - Ladies ++

1	81	14159	1970	M23	(1) ANDERSON Beverley		VIK	10.38	* 10.26	* 10.21	20.47	52.45	- 2.90
---	----	-------	------	-----	-----------------------	---	-----	-------	---------	---------	--------------	-------	--------

EASTERN REGION SNOWSPORTS ASSOCIATION 2015


TAL "Team Evolution" Summer League

Special Slalom - Female and Male

ERSA Summer League - Final Ranking - Points

Rank	Bib.	RegNo	Year	Cat	(Rank) Name	Club	Run 1	Run 2	Run 3	Time	Points	Perf
2	86	20742	1971	M23	(2) SAMPSON Melissa		NOR	* 10.88	10.94	* 11.00	21.88	105.66	+ 12.44

++ Masters 2/Masters 3 - Men ++

1	80	22220	1966	M23	(1) HOLMES Peter		NOR	10.56	* 9.89	* 9.98	19.87	98.44	- 7.83
2	61		1967	M23	(2) SYDER Mark		NOR	10.50	* 10.19	* 9.88	20.07	106.68	- 34.31
3	58	10372	1959	M23	(3) ANDERSON Christopher		VIK	10.49	* 10.45	* 10.32	20.77	135.51	+ 30.31
4	67		1966	M23	(4) GARRETT Mike		NOR	11.50	* 10.62	* 10.52	21.14	150.76	- 31.60
5	77		1955	M23	(5) DANBURY Mike		WGC	12.29	* 12.01	* 11.84	23.85	262.38	- 52.13
6	75		1971	M23	(6) TURNER Oilly		HEM	12.20	* 11.81	* 12.26	24.07	271.44	- 23.60
7	76		1951	M23	(7) COOPER Douglas		NOR	12.73	* 12.11	* 12.01	24.12	273.50	- 37.13
8	78		1956	M23	(8) BRADLEY Stephen		HEM	13.04	* 12.84	* 12.76	25.60	334.46	+ 12.03