

EASTERN REGION SNOWSPORTS ASSOCIATION 2015

TAL "Team Evolution" Summer League















Special Slalom - Boys & Girls (U12's)

ERSA Summer League - Final Ranking



Rank	Bib.	RegNo	Year	Cat	Rank	Name	Club	Run 1	Run 2	Run 3	Time
------	------	-------	------	-----	------	------	-------	------	-------	-------	-------	------

=== ERSALadies and Ladies ===

1	30		2005	U12	(1)	MANN Madeleine		VIK	* 11.27	11.40	* 10.90	22.17	
2	27	22825	2005	U12	(2)	BARTLETT Honor		VIK	* 11.21	* 11.25	11.39	22.46	
3	34		2006	U10	(1)	BLACKWELL Lucy		TAL	* 11.70	11.93	* 11.27	22.97	
4	36		2006	U10	(2)	HOWESON Olivia		HEM	13.27	* 12.29	* 12.09	24.38	
5	37		2004	U12	(3)	JONES Charlotte		TAL	12.96	* 12.27	* 12.22	24.49	
6	28		2007	U10	(3)	TUTT Holly		HEM	* 12.32	* 12.30	12.61	24.62	
7	39		2007	U10	(4)	BUSHELL Grace		NOR	14.31	* 12.98	* 13.35	26.33	
8	26		2005	U12	(4)	ARLOTT Holly		HEM	14.85	* 13.93	* 13.75	27.68	
9	31		2007	U10	(5)	COZENS Zoe		NOR	15.19	* 14.74	* 13.86	28.60	
10	25		2007	U10	(6)	LAWRENCE Georgia		VIK	15.16	* 14.96	* 14.35	29.31	
11	38		2007	U10	(7)	LAST Isabelle		NOR	16.54	* 15.42	* 15.26	30.68	
12	40		2008	U08	(1)	BELLAMY Arianne		TAL	18.75	* 16.05	* 16.04	32.09	
13	35		2007	U10	(8)	FARROW Isla		HEMJ	HEM	17.17	* 16.90	* 16.29	33.19
14	33		2009	U08	(2)	HADDEN Amelia		ESX	* 17.87	18.25	* 16.48	34.35	
15	29		2010	U08	(3)	SINCLAIR Eve		VIK	* 17.60	18.40	* 17.46	35.06	

Did Not Start - Run 1 (1)

32	22861	2005	U12			TWEEDY Petra		VIK
----	-------	------	-----	--	--	--------------	--------------------------------------------------------------------------------------	-----



Did Not Start - Run 2 (1)

32	22861	2005	U12			TWEEDY Petra		VIK
----	-------	------	-----	--	--	--------------	--------------------------------------------------------------------------------------	-----

Did Not Start - Run 3 (1)

32	22861	2005	U12			TWEEDY Petra		VIK
----	-------	------	-----	--	--	--------------	--------------------------------------------------------------------------------------	-----

=== ERSABoys and Men ===















1	10	22087	2005	U12	(1)	PARKER Travis		NOR	10.84	* 10.52	* 10.54	21.06
2	15		2005	U12	(2)	LOUTH Oscar		HEM	10.94	* 10.47	* 10.63	21.10
3	4		2006	U10	(1)	SINCLAIR Laurence		VIK	10.92	* 10.76	* 10.55	21.31
4	12		2004	U12	(3)	SINCLAIR Charles		VIK	11.03	* 10.95	* 10.54	21.49
5	1	21604	2005	U12	(4)	OGDEN Alexander		NOR	11.23	* 10.88	* 10.83	21.71
6	3	22059	2006	U10	(2)	DADE Jake		NOR	11.22	* 10.73	* 11.07	21.80
7	5		2005	U12	(5)	WALEs Jonathan		NOR	11.36	* 11.06	* 10.89	21.95
8	14		2005	U12	(6)	CHAUHAN Rohan		NOR	11.57	* 11.09	* 10.95	22.04

EASTERN REGION SNOWSPORTS ASSOCIATION 2015

TAL "Team Evolution" Summer League

Special Slalom - Boys & Girls (U12's)

ERSA Summer League - Final Ranking

Rank	Bib.	RegNo	Year	Cat	Rank	Name	Club	Run 1	Run 2	Run 3	Time
9	2		2007	U10	(3)	SMITH Bradley		VIK	11.84 *	11.26 *	10.93	22.19
10	9		2006	U10	(4)	SMITH Ben		VIK	11.73 *	11.35 *	11.26	22.61
11	7		2005	U12	(7)	MARSHALL Callum		TAL	* 11.49 *	* 11.32	11.88	22.81
12	6	21713	2004	U12	(8)	B EGLIN Thomas		HEM	* 11.67 *	* 11.67	12.35	23.34
13	11		2006	U10	(5)	COZENS Samual		NOR	* 11.80 *	* 11.85	11.90	23.65
14	8		2005	U12	(9)	PAGE-BROWNE Adam		WGC	* 12.57 *	* 12.47	12.86	25.04
15	21		2004	U12	(10)	HALLIDAY Ben		NOR	13.47 *	* 12.79 *	* 12.59	25.38
16	16		2006	U10	(6)	PHILLIPS Daniel		WGC	* 13.08	13.45 *	* 12.73	25.81
17	13		2004	U12	(11)	HUTCHINSON Max		VIK	* 13.13 *	* 13.07	13.63	26.20
18	17		2009	U08	(1)	BLACKWELL Jasper		TAL	* 15.24	1:14.36 *	* 15.70	30.94
19	20		2010	U08	(2)	LAST William		NOR	* 16.14 *	* 15.84		31.98
20	19		2009	U08	(3)	GRIMES Myles		VIK	* 15.81 *	* 16.39	16.83	32.20
21	18		2008	U08	(4)	LAWRENCE Harvey		VIK	16.34 *	* 16.29 *	* 16.08	32.37
22	22		2008	U08	(5)	HALLIDAY Thomas		NOR	17.42 *	* 17.19 *	* 17.20	34.39

Disqualified - Run 3 (1)

	20		2010	U08		LAST William		NOR	* 16.14 *	* 15.84		
--	----	--	------	-----	--	--------------	------------------------------------------------------------------------------------	-----	-----------	---------	--	--

EASTERN REGION SNOWSPORTS ASSOCIATION 2015

TAL "Team Evolution" Summer League


















Special Slalom - Female and Male

ERSA Summer League - Final Ranking - Points























Rank	Bib.	RegNo	Year	Cat	(Rank)	Name	Club	Run 1	Run 2	Run 3	Time	Points	Perf
------	------	-------	------	-----	--------	------	-------	------	-------	-------	-------	------	--------	------

=== ERSA Girls and Ladies ===

1	94	19016	1995	U21	(1)	SKIPPER Sophie		NOR	* 9.61	9.83	* 9.47	19.08	0.00	- 2.76
2	90	20337	2001	U16	(1)	SKIPPER Megan		NOR	10.14	* 9.63	* 10.01	19.64	21.13	- 10.25
3	84	19700	1997	U21	(2)	TOOGOOD Natalia		VIK	10.57	* 10.07	* 9.95	20.02	35.47	- 4.65
4	88	19235	1999	U18	(1)	ROYAL Natasha		VIK	10.42	* 10.21	* 9.85	20.06	36.98	+ 3.48
5	83	20139	1997	U21	(3)	COE Megan		NOR	* 9.98	10.00	* 10.16	20.14	40.00	+ 39.97
6	81	14159	1970	M23	(1)	ANDERSON Beverley		VIK	10.38	* 10.26	* 10.21	20.47	52.45	- 2.90
7	92	20496	2002	U14	(1)	SCRANAGE-HARRISON Elenor		HEM	9.97	* 9.95	* 11.29	21.24	81.51	+ 59.37
8	93		1999	U18	(2)	HAWES Claudie		NOR	11.66	* 10.86	* 10.64	21.50	91.32	- 36.14
9	86	20742	1971	M23	(2)	SAMPSON Melissa		NOR	* 10.88	10.94	* 11.00	21.88	105.66	+ 12.44
10	95		2001	U16	(2)	KERSHAW Ellie		NOR	11.66	* 10.79	* 11.25	22.04	111.70	- 13.10
11	87	21334	2003	U14	(2)	BOTY Nia		HEM	11.68	* 10.95	* 11.28	22.23	118.87	- 27.72
12	85		1999	U18	(3)	TURNER Lucy-May		VIK	11.87	* 11.19	* 11.45	22.64	134.34	- 13.27
13	82		2002	U14	(3)	TURNER Beth		VIK	11.57	* 11.51	* 11.24	22.75	138.49	- 57.20
14	91	19746	2000	U16	(3)	BRADLEY Lydia		HEM	11.74	* 11.50	* 11.34	22.84	141.89	- 9.36
15	97	22179	2003	U14	(4)	HOLMES Abby		NOR	11.87	* 11.37	* 11.49	22.86	142.64	- 15.97
16	96		1996	U21	(4)	SURIYANON Siriya		VIK	12.75	* 12.40	* 11.77	24.17	192.08	- 132.84
17	89	22806	2003	U14	(5)	FARROW Ellie		HEM	12.52	* 11.92	* 12.44	24.36	199.25	- 52.86

=== ERSA Boys and Men ===











1	47	20293	1996	U21	(1)	CLAYTON Adam		NOR	* 8.79	8.90	* 8.69	17.48	0.00	- 0.89
2	79	22166	1999	U18	(1)	HOLMES Thomas		NOR	9.34	* 9.10	* 9.00	18.10	25.54	- 12.17
3	52	20628	1997	U21	(2)	RICHARDSON Thomas		NOR	9.05	* 9.04	* 9.11	18.15	27.60	+ 25.48
4	48	18810	1997	U21	(3)	FENELEY Luke		NOR	9.26	* 9.15	* 9.06	18.21	30.07	+ 22.42
5	45	21119	1999	U18	(2)	DAVIES Harry		NOR	9.38	* 9.14	* 9.19	18.33	35.01	- 5.15
6	56	21742	1998	U18	(3)	SEWELL Logan		NOR	9.52	* 9.31	* 9.11	18.42	38.72	+ 26.14
7	49	20481	2001	U16	(1)	HUDSON Thomas		NOR	9.78	* 9.64	* 9.34	18.98	61.78	+ 20.60
8	50	21218	1998	U18	(4)	BRESKAL Bailey		WGC	9.65	* 9.41	* 9.62	19.03	63.84	+ 10.28
9	57		1996	U21	(4)	REEDER James		VIK	* 9.78	9.87	* 9.35	19.13	67.96	- 27.68
10	54	22009	2001	U16	(2)	APPLETON Byron		HEM	9.85	* 9.59	* 9.66	19.25	72.91	+ 23.04
11	55		2000	U16	(3)	THOMPSON Connor		VIK	9.98	* 9.81	* 9.56	19.37	77.85	- 17.07
12	51	21691	1999	U18	(5)	LANE Joshua		NOR	10.09	* 10.07	* 9.62	19.69	91.03	+ 24.55
13	80	22220	1966	M23	(1)	HOLMES Peter		NOR	10.56	* 9.89	* 9.98	19.87	98.44	- 7.83
13	59		2000	U16	(4)	WALEs Joesph		NOR	* 9.84	9.94	* 10.03	19.87	98.44	- 26.60
15	61		1967	M23	(2)	SYDER Mark		NOR	10.50	* 10.19	* 9.88	20.07	106.68	- 34.31
16	63	21875	2001	U16	(5)	HADDEN Alex		ESX	10.33	* 10.26	* 10.14	20.40	120.27	- 28.31
17	69		1999	U18	(6)	PAYNE George		ESX	10.87	* 10.43	* 10.22	20.65	130.57	- 61.45
18	53	20884	2003	U14	(1)	THOMPSON Joseph		NOR	* 10.35	10.44	* 10.36	20.71	133.04	+ 41.48
19	58	10372	1959	M23	(3)	ANDERSON Christopher		VIK	10.49	* 10.45	* 10.32	20.77	135.51	+ 30.31
20	68	19696	1996	U21	(5)	CUTHBERT Daryl		VIK	10.69	* 10.61	* 10.32	20.93	142.11	- 48.84

EASTERN REGION SNOWSPORTS ASSOCIATION 2015

TAL "Team Evolution" Summer League

Special Slalom - Female and Male

ERSA Summer League - Final Ranking - Points

Rank	Bib.	RegNo	Year	Cat	(Rank)	Name	Club	Run 1	Run 2	Run 3	Time	Points	Perf
21	60		1997	U21	(6)	STEWARD Harry		NOR	10.75	* 10.54	* 10.43	20.97	143.75	+ 14.79
22	64	22196	2000	U16	(6)	WARSOP Rowan		NOR	10.60	* 10.60	* 10.47	21.07	147.87	- 13.82
23	67		1966	M23	(4)	GARRETT Mike		NOR	11.50	* 10.62	* 10.52	21.14	150.76	- 31.60
24	70		2003	U14	(2)	BUSHELL George		NOR	* 10.73	11.12	* 10.54	21.27	156.11	- 38.46
25	62		2000	U16	(7)	STEWARD Oliver		NOR	11.26	* 10.94	* 10.50	21.44	163.11	+ 19.85
26	65		1987	SM1	(1)	BELLAMY Edward		NOR	10.92	* 10.69	* 10.79	21.48	164.76	- 10.43
27	71		2002	U14	(3)	GOMEZ CLARKE Jamie		NOR	10.97	* 10.69	* 10.83	21.52	166.41	- 36.47
28	74	22827	2003	U14	(4)	BARTLETT Arthur		VIK	11.58	* 11.09	* 11.01	22.10	190.30	- 60.74
29	66	22306	2003	U14	(5)	TURNER Alfie		HEM		* 11.29	* 10.85	22.14	191.95	+ 16.55
30	73		2003	U14	(6)	MCANALLY Ewan		WGC	11.60	* 11.28	* 11.09	22.37	201.42	- 31.35
31	77		1955	M23	(5)	DANBURY Mike		WGC	12.29	* 12.01	* 11.84	23.85	262.38	- 52.13
32	75		1971	M23	(6)	TURNER Oily		HEM	12.20	* 11.81	* 12.26	24.07	271.44	- 23.60
33	76		1951	M23	(7)	COOPER Douglas		NOR	12.73	* 12.11	* 12.01	24.12	273.50	- 37.13
34	78		1956	M23	(8)	BRADLEY Stephen		HEM	13.04	* 12.84	* 12.76	25.60	334.46	+ 12.03

Did Not Start - Run 1 (2)

46	20687	2001	U16		TROUNG Aaron		VIK							
72		2001	U16		REYNOLDS Joshua		NOR							

Disqualified - Run 1 (1)

66	22306	2003	U14		TURNER Alfie		HEM		* 11.29	* 10.85				
----	-------	------	-----	--	--------------	-----------------------------------------------------------------------------------	-----	--	---------	---------	--	--	--	--

Did Not Start - Run 2 (2)

46	20687	2001	U16		TROUNG Aaron		VIK							
72		2001	U16		REYNOLDS Joshua		NOR							

Did Not Start - Run 3 (2)

46	20687	2001	U16		TROUNG Aaron		VIK							
72		2001	U16		REYNOLDS Joshua		NOR							