

## EASTERN REGION SNOWSPORTS ASSOCIATION 2015

### VIK "Team Evolution" Summer League

#### Special Slalom - Boys & Girls (U12's)

#### ERSA Summer League - Final Ranking



Rank	Bib.	RegNo	Year	Cat	Rank	Name	.....	Club	Run 1	Run 2	Run 3	Time
------	------	-------	------	-----	------	------	-------	------	-------	-------	-------	------

#### ++ Under 08 - Girls ++

1	185		2008	U08	(1)	JELPIDIFOROVA Valeria		ESX	* 23.31	23.59	* 22.56	<b>45.87</b>
2	183		2009	U08	(2)	HADDEN Amelia		ESX	24.12	* 23.48	* 23.80	<b>47.28</b>
3	184		2010	U08	(3)	SINCLAIR Eve		VIK		* 26.09	* 25.50	<b>51.59</b>










#### Disqualified - Run 1 (1)

	184		2010	U08		SINCLAIR Eve		VIK		* 26.09	* 25.50	
--	-----	--	------	-----	--	--------------	--	-----	--	---------	---------	--

#### ++ Under 08 - Boys ++

1	150		2009	U08	(1)	BLACKWELL Jasper		TAL	* 20.51	20.96	* 19.04	<b>39.55</b>
2	149		2008	U08	(2)	MINTON-LEE Frankie		WGC	* 20.72	* 20.22	1:05.61	<b>40.94</b>
3	152		2008	U08	(3)	LAWRENCE Harvey		VIK	* 21.16	22.47	* 21.34	<b>42.50</b>
4	151		2009	U08	(4)	GRIMES Myles		VIK	* 22.96	* 22.73	24.31	<b>45.69</b>
5	157		2008	U08	(5)	ELLIFF Rafe		VIK	* 23.81	23.99	* 22.30	<b>46.11</b>
6	155		2008	U08	(6)	HALLIDAY Thomas		NOR	23.62	* 23.59	* 23.11	<b>46.70</b>
7	153		2010	U08	(7)	LAST William		NOR	* 23.76	* 23.30	25.06	<b>47.06</b>

#### ++ Under 10 - Girls ++

1	164	22930	2006	U10	(1)	BLACKWELL Lucy		TAL	16.83	* 16.68	* 16.52	<b>33.20</b>
2	177		2006	U10	(2)	HOWESON Olivia		HEM	* 16.72	* 16.89	17.15	<b>33.61</b>
3	167		2007	U10	(3)	TUTT Holly		HEM	17.57	* 17.17	* 16.94	<b>34.11</b>
4	181		2006	U10	(4)	VENABLES Phoebe		VIK	17.92	* 17.84	* 17.84	<b>35.68</b>
5	168		2006	U10	(5)	HOOK Ciel		NOR	18.77	* 18.03	* 17.76	<b>35.79</b>
6	175		2007	U10	(6)	BUSHELL Grace		NOR	* 19.02	20.23	* 17.98	<b>37.00</b>
7	176		2007	U10	(7)	COZENS Zoe		NOR	20.79	* 19.03	* 18.44	<b>37.47</b>
8	178		2007	U10	(8)	LAWRENCE Georgia		VIK	21.00	* 20.14	* 19.71	<b>39.85</b>
9	179		2007	U10	(9)	KING Jessica		VIK	* 20.57	21.02	* 20.90	<b>41.47</b>
10	180		2007	U10	(10)	LAST Isabelle		NOR	22.51	* 21.97	* 21.71	<b>43.68</b>
11	186		2007	U10	(11)	WINSER Gretchen		VIK	* 23.59	* 23.32	23.93	<b>46.91</b>

#### ++ Under 10 - Boys ++














1	128	22059	2006	U10	(1)	DADE Jake		NOR	14.95	* 14.94	* 14.80	<b>29.74</b>
---	-----	-------	------	-----	-----	-----------	--	-----	-------	---------	---------	--------------

## EASTERN REGION SNOWSPORTS ASSOCIATION 2015

## VIK "Team Evolution" Summer League

## Special Slalom - Boys &amp; Girls (U12's)

## ERSA Summer League - Final Ranking

Rank	Bib.	RegNo	Year	Cat	Rank	Name	.....	Club	Run 1	Run 2	Run 3	Time
2	136		2006	U10	(2)	SINCLAIR Laurence		VIK	17.70	* 15.25	* 14.50	29.75
3	133		2006	U10	(3)	SMITH Ben		VIK		* 15.68	* 15.49	31.17
4	131		2007	U10	(4)	SMITH Bradley		VIK	* 15.94	* 16.05	16.32	31.99
5	127		2006	U10	(5)	COZENS Samual		NOR	* 16.40	* 16.42		32.82
6	138		2007	U10	(6)	MITCHELL Kieran		NOR	17.87	* 16.89	* 16.72	33.61
7	146		2006	U10	(7)	JELPIDIFOROVA Eric		ESX	* 16.86	16.98	* 16.90	33.76
8	130		2007	U10	(8)	ENGLAND Alfie		ESX	17.53	* 17.51	* 16.76	34.27
9	142		2006	U10	(9)	PHILLIPS Daniel		WGC	* 18.68	* 18.07	20.09	36.75
10	145		2007	U10	(10)	WOOD George		VIK	18.71	* 18.64	* 18.58	37.22
11	147		2007	U10	(11)	FRANCIS Jude		VIK	* 19.75	* 19.57	20.19	39.32
12	154		2007	U10	(12)	CHILDS Scott		WGC	* 23.74	24.54	* 23.42	47.16
13	160		2007	U10	(13)	WALKER Matthew		VIK	* 24.10	24.87	* 23.08	47.18
14	156		2006	U10	(14)	SMITH Evan		VIK	* 24.19	24.38	* 24.27	48.46










## Did Not Finish - Run 1 (1)

133	2006	U10	SMITH Ben		VIK	* 15.68	* 15.49
-----	------	-----	-----------	--	-----	---------	---------

## Did Not Finish - Run 3 (1)

127	2006	U10	COZENS Samual		NOR	* 16.40	* 16.42
-----	------	-----	---------------	--	-----	---------	---------

**++ Under 12 - Girls ++**

1	170	22825	2005	U12	(1)	BARTLETT Honor		VIK	* 15.74	* 15.23	16.10	30.97
2	171		2005	U12	(2)	MANN Madeleine		VIK	16.01	* 15.74	* 15.74	31.48
3	172		2004	U12	(3)	KING Emily		VIK	15.98	* 15.76	* 15.81	31.57
4	163	22861	2005	U12	(4)	TWEEDY Petra		VIK	* 16.25	* 15.83	16.52	32.08
5	169		2004	U12	(5)	VENABLES Felicity		VIK	* 17.49	18.02	* 17.65	35.14
6	174		2005	U12	(6)	ARLOTT Holly		HEM	19.09	* 18.22	* 18.32	36.54
7	166		2005	U12	(7)	ALEY Lauren		HEM	19.89	* 18.93	* 18.23	37.16
8	173		2004	U12	(8)	WOOD Caitlin		VIK	19.99	* 19.77	* 19.37	39.14
9	182		2005	U12	(9)	SAUNDERS Mackenzi		VIK	19.83	* 19.78	* 19.72	39.50

## Did Not Start - Run 1 (1)

165	2004	U12	JONES Charlotte		TAL
-----	------	-----	-----------------	--	-----


## Did Not Start - Run 2 (1)

165	2004	U12	JONES Charlotte		TAL
-----	------	-----	-----------------	--	-----

## Did Not Start - Run 3 (1)

165	2004	U12	JONES Charlotte		TAL
-----	------	-----	-----------------	--	-----

**++ Under 12 - Boys ++**





1	135	21604	2005	U12	(1)	OGDEN Alexander		NOR	14.46	* 14.07	* 14.04	28.11
2	126	22087	2005	U12	(2)	PARKER Travis		NOR	14.36	* 14.23	* 14.02	28.25
3	137		2004	U12	(3)	SINCLAIR Charles		VIK	* 15.24	15.77	* 15.00	30.24
4	124	22026	2005	U12	(4)	LOUTH Oscar		HEM	* 15.40	15.68	* 15.11	30.51

## EASTERN REGION SNOWSPORTS ASSOCIATION 2015

## VIK "Team Evolution" Summer League

## Special Slalom - Boys &amp; Girls (U12's)


## ERSA Summer League - Final Ranking

Rank	Bib.	RegNo	Year	Cat	Rank	Name	.....	Club	Run 1	Run 2	Run 3	Time
5	125		2005	U12	(5)	WALES Jonathan		NOR	* 15.47	* 15.31	15.47	30.78
6	129		2005	U12	(6)	CHAUHAN Rohan		NOR	16.39	* 15.98	* 15.24	31.22
7	134		2004	U12	(7)	MARTIN Max		ESX	16.50	* 16.05	* 16.16	32.21
8	123		2005	U12	(8)	THOMSON Kai		VIK	* 16.26	17.31	* 16.79	33.05
9	140		2004	U12	(9)	ALI Dylan		VIK	17.02	* 16.77	* 16.48	33.25
10	144		2005	U12	(10)	SHELLY Jack		VIK	* 16.92	* 16.82	17.05	33.74
11	141		2004	U12	(11)	HALLIDAY Ben		NOR	* 17.45	* 17.56	17.66	35.01
12	148		2005	U12	(12)	PARTLETT-HULSTROM Albie		VIK	18.18	* 18.15	* 17.43	35.58
13	143		2004	U12	(13)	HUTCHINSON Max		VIK	* 18.08	* 17.68	18.28	35.76
14	132		2005	U12	(14)	PAGE-BROWNE Adam		WGC	19.02	* 18.64	* 17.83	36.47
15	158		2004	U12	(15)	FULCHER Lewis		VIK	* 20.07	20.07	* 19.90	39.97
16	159		2005	U12	(16)	SMITH Elliot		VIK	* 23.63	* 22.80		46.43

## Did Not Start - Run 1 (1)

139	2004	U12	COLLEN Hamish		NOR
-----	------	-----	---------------	--	-----

## Did Not Start - Run 2 (1)

139	2004	U12	COLLEN Hamish		NOR
-----	------	-----	---------------	--	-----

## Did Not Start - Run 3 (1)

139	2004	U12	COLLEN Hamish		NOR
-----	------	-----	---------------	--	-----

## Disqualified - Run 3 (1)

159	2005	U12	SMITH Elliot		VIK	* 23.63	* 22.80
-----	------	-----	--------------	--	-----	---------	---------

## EASTERN REGION SNOWSPORTS ASSOCIATION 2015

## VIK "Team Evolution" Summer League
















## Special Slalom - Female and Male

## ERSA Summer League - Final Ranking














Rank	Bib.	RegNo	Year	Cat	Rank	Name	.....	Club	Run 1	Run 2	Run 3	Time
------	------	-------	------	-----	------	------	-------	------	-------	-------	-------	------

## ++ Under 14 - Girls ++

1	97	22179	2003	U14	(1)	HOLMES Abby		NOR	* 15.12	15.15	* 15.14	30.26
2	93	20725	2002	U14	(2)	WARMINGTON Harriet		HEM	* 15.28	15.63	* 15.53	30.81
3	106		2003	U14	(3)	FRANCIS Mia		VIK	* 15.85	16.22	* 15.91	31.76
4	104	21017	2003	U14	(4)	ELLIFF Alexa		VIK	16.03	* 15.91	* 15.97	31.88
5	107	22515	2003	U14	(5)	SHELLEY Annie		VIK	16.37	* 16.06	* 15.93	31.99
6	98		2002	U14	(6)	TURNER Beth		VIK	* 16.07	16.23	* 16.16	32.23
7	111		2003	U14	(7)	THOMSON Olya		VIK	16.36	* 16.27	* 16.14	32.41
8	105	21925	2003	U14	(8)	MCLEISH Emily		ESX	16.34	* 16.27	* 16.42	32.69
9	112		2002	U14	(9)	LANDER Izzy		ESX	17.67	* 16.86	* 16.63	33.49
10	108	22806	2003	U14	(10)	FARROW Ellie		HEM	17.58	* 17.09	* 17.00	34.09
11	109		2002	U14	(11)	SHELLEY Madeline		VIK	* 17.05	17.53	* 17.29	34.34
12	115		2002	U14	(12)	GOULD Lauren		ESX	18.28	* 17.44	* 17.38	34.82
13	117		2003	U14	(13)	WEST Sophie		VIK	* 17.94	18.09	* 18.11	36.05
14	121		2002	U14	(14)	GOMEZ CLARKE Anna		NOR	* 18.72	19.59	* 18.43	37.15
15	118	20678	2003	U14	(15)	CUTHBERT Tia		VIK	* 22.09	22.85	* 22.05	44.14

## ++ Under 14 - Boys ++

1	18	20884	2003	U14	(1)	THOMPSON Joseph		NOR	* 13.77	13.87	* 13.65	27.42
2	48		2002	U14	(2)	UPRIGHT Sam		NOR	* 14.19	14.42	* 14.21	28.40
3	23	20748	2003	U14	(3)	DADE Tommy		NOR	14.66	* 14.42	* 14.18	28.60
4	25	19855	2002	U14	(4)	BINGHAM Nicholas		ESX	14.70	* 14.55	* 14.12	28.67
5	47		2003	U14	(5)	BUSHELL George		NOR	* 14.52	15.10	* 14.75	29.27
6	50		2002	U14	(6)	GOMEZ CLARKE Jamie		NOR	* 14.66	14.87	* 14.73	29.39
7	56	22827	2003	U14	(7)	BARTLETT Arthur		VIK	* 15.11	15.21	* 15.49	30.60
8	60		2002	U14	(8)	HIGGINS James		NOR	* 15.43	15.50	* 15.44	30.87
9	49	22306	2003	U14	(9)	TURNER Alfie		HEM		* 15.47	* 15.79	31.26
10	55	22212	2003	U14	(10)	MCANALLY Ewan		WGC	15.83	* 15.82	* 15.56	31.38
11	61		2002	U14	(11)	HEYMOZ Daniel		WGC	16.66	* 16.34	* 16.51	32.85

## Did Not Start - Run 1 (1)

58		2002	U14			HARDING Luke		ESX				
----	--	------	-----	--	--	--------------	--	-----	--	--	--	--

## Did Not Finish - Run 1 (1)

49		22306	2003	U14		TURNER Alfie		HEM		* 15.47	* 15.79	
----	--	-------	------	-----	--	--------------	--	-----	--	---------	---------	--

## EASTERN REGION SNOWSPORTS ASSOCIATION 2015


## VIK "Team Evolution" Summer League

## Special Slalom - Female and Male

## ERSA Summer League - Final Ranking

Rank	Bib.	RegNo	Year	Cat	Rank	Name	.....	Club	Run 1	Run 2	Run 3	Time
------	------	-------	------	-----	------	------	-------	------	-------	-------	-------	------

## Did Not Start - Run 2 (1)

	58		2002	U14		HARDING Luke		ESX				
--	----	--	------	-----	--	--------------	--	-----	--	--	--	--












## Did Not Start - Run 3 (1)

	58		2002	U14		HARDING Luke		ESX				
--	----	--	------	-----	--	--------------	--	-----	--	--	--	--



## Disqualified - Run 3 (1)

	72		2003	U14		WILLIAMS Elliot		WGC *	16.59	17.10		
--	----	--	------	-----	--	-----------------	--	-------	-------	-------	--	--

## ++ Under 16 - Girls ++

1	76	20337	2001	U16	(1)	SKIPPER Megan		NOR	13.78	* 13.62	* 13.69	27.31
2	80	20339	2000	U16	(2)	BURROUGHS Hannah		NOR *	14.09	14.20	* 14.19	28.28
3	81		2001	U16	(3)	LUCK Jemma		NOR	14.61	* 14.42	* 14.41	28.83
4	77	20767	2000	U16	(4)	WEBSTER Atlanta		NOR *	15.17	15.19	* 14.81	29.98
5	92	22536	2000	U16	(5)	MCLEISH Alice		ESX *	14.82	15.18	* 15.38	30.20
6	85		2001	U16	(6)	LEVENE Grace		VIK *	15.35	15.59	* 15.52	30.87
7	102		2001	U16	(7)	HACKETT Layla		VIK	16.73	* 16.38	* 16.35	32.73
8	114		2001	U16	(8)	BYE Katherine		VIK		* 16.55	* 16.66	33.21
9	120		2000	U16	(9)	PARRY Meryn		ESX	16.69	* 16.51	* 16.75	33.26
10	96	19746	2000	U16	(10)	BRADLEY Lydia		HEM *	16.53	16.83	* 16.78	33.31
11	119		2001	U16	(11)	ELPHICK Isabel		ESX	25.28	* 22.74	* 22.81	45.55

## Did Not Start - Run 1 (2)

	100		2000	U16		COLLEN Grace		NOR				
	101		2000	U16		CHASE Amber		NOR				



## Did Not Finish - Run 1 (1)

	114		2001	U16		BYE Katherine		VIK		* 16.55	* 16.66	
--	-----	--	------	-----	--	---------------	--	-----	--	---------	---------	--

## Did Not Start - Run 2 (2)

	100		2000	U16		COLLEN Grace		NOR				
	101		2000	U16		CHASE Amber		NOR				

## Did Not Start - Run 3 (2)

	100		2000	U16		COLLEN Grace		NOR				
	101		2000	U16		CHASE Amber		NOR				

## ++ Under 16 - Boys ++









1	4	20687	2001	U16	(1)	TROUNG Aaron		VIK	12.96	* 12.86	* 12.67	25.53
2	6	22009	2001	U16	(2)	APPLETON Byron		HEM *	12.88	13.21	* 12.88	25.76
3	3	21723	2000	U16	(3)	HOWE Charlie		NOR *	13.76	13.99	* 13.59	27.35
4	11	20184	2000	U16	(4)	NEWTON William		HEM *	13.57	13.77	* 13.80	27.37
5	16	22164	2001	U16	(5)	LONGSTAFF Michael		WGC	13.85	* 13.76	* 13.74	27.50
6	17		2000	U16	(6)	THOMPSON Connor		VIK	23.58	* 13.90	* 13.64	27.54

## EASTERN REGION SNOWSPORTS ASSOCIATION 2015

## VIK "Team Evolution" Summer League

## Special Slalom - Female and Male

## ERSA Summer League - Final Ranking

Rank	Bib.	RegNo	Year	Cat	Rank	Name	.....	Club	Run 1	Run 2	Run 3	Time
7	22		2000	U16	(7)	WALES Joesph		NOR	13.85 *	13.72 *	14.15	27.87
8	34		2000	U16	(8)	STEWART Oliver		NOR	* 14.13	14.26 *	14.39	28.52
9	26		2000	U16	(9)	HOWE Harry		NOR	14.60 *	14.36 *	14.51	28.87
10	28	21875	2001	U16	(10)	HADDEN Alex		ESX	* 14.55	14.70 *	14.45	29.00
11	38	22196	2000	U16	(11)	WARSOP Rowan		NOR		* 14.67 *	14.54	29.21
12	42		2001	U16	(12)	MCCABE-ABLE Maximus		VIK	14.85 *	14.80 *	14.83	29.63
13	35		2001	U16	(13)	BUTTERS Harvey		VIK	14.99 *	14.79 *	14.90	29.69
14	53		2001	U16	(14)	MARTIN Joe		ESX	15.39 *	14.94 *	14.78	29.72
15	59		2000	U16	(15)	ROGERS Daniel		VIK	15.01 *	14.92 *	15.06	29.98
16	54		2001	U16	(16)	MARTIN Alex		ESX	14.92 *	14.92 *	15.09	30.01
17	52	20354	2001	U16	(17)	PAYNE Arthur		BAS	* 14.95	15.10 *	15.16	30.11
18	57		2001	U16	(18)	REYNOLDS Joshua		NOR	* 15.66	15.67 *	15.57	31.23
19	65		2000	U16	(19)	THOMAS Freddie		VIK	16.36 *	15.66 *	16.10	31.76
20	68		2000	U16	(20)	BYE Matthew		VIK	16.23 *	16.23 *	16.12	32.35
21	67		2001	U16	(21)	MARTIN Karl		VIK	16.60 *	16.57 *	16.15	32.72
22	71		2001	U16	(22)	STONE Thomas		VIK	* 17.31	18.81 *	17.58	34.89

## Did Not Finish - Run 1 (1)

38	22196	2000	U16		WARSOP Rowan		NOR		* 14.67 *	14.54		
----	-------	------	-----	--	--------------	--	-----	--	-----------	-------	--	--

## ++ Under 18 - Girls ++

1	89	19235	1999	U18	(1)	ROYAL Natasha		VIK	14.00 *	13.90 *	13.93	27.83
2	75		1999	U18	(2)	DURANT Antonia		VIK	* 14.01	14.31 *	14.18	28.19
3	82	19498	1999	U18	(3)	LILLYWHITE Alexandra		VIK	* 14.26	14.34 *	14.15	28.41
4	83		1999	U18	(4)	MCCABE-ABLE Scarlett		VIK	* 14.83	15.07 *	15.14	29.97
5	90	19680	1998	U18	(5)	BAXTER Phillipa		VIK	15.62 *	15.17 *	15.37	30.54
6	95		1999	U18	(6)	TURNER Lucy-May		VIK	15.60 *	15.33 *	15.26	30.59
7	113		1999	U18	(7)	BAUMBACH Jasmine		VIK	16.87 *	16.32 *	16.65	32.97

## Did Not Start - Run 1 (1)

91		1999	U18		HAWES Claudie		NOR					
----	--	------	-----	--	---------------	--	-----	--	--	--	--	--

## Did Not Start - Run 2 (1)

91		1999	U18		HAWES Claudie		NOR					
----	--	------	-----	--	---------------	--	-----	--	--	--	--	--

## Did Not Start - Run 3 (1)

91		1999	U18		HAWES Claudie		NOR					
----	--	------	-----	--	---------------	--	-----	--	--	--	--	--

## ++ Under 18 - Boys ++






1	2	21742	1998	U18	(1)	SEWELL Logan		NOR	12.59 *	12.47 *	12.39	24.86
2	15	21119	1999	U18	(2)	DAVIES Harry		NOR	13.17 *	12.89 *	13.03	25.92
3	1	22166	1999	U18	(3)	HOLMES Thomas		NOR	* 13.04		13.00	26.04
4	14	21218	1998	U18	(4)	BRESKAL Bailey		WGC	13.57 *	13.28 *	13.20	26.48
5	9		1999	U18	(5)	CHILDS Lewis		WGC	* 13.92	13.94 *	13.94	27.86
6	31	21868	1999	U18	(6)	GRAINGER Christopher		VIK	* 14.38	14.47 *	14.25	28.63

## EASTERN REGION SNOWSPORTS ASSOCIATION 2015

## VIK "Team Evolution" Summer League

## Special Slalom - Female and Male

## ERSA Summer League - Final Ranking

Rank	Bib.	RegNo	Year	Cat	Rank	Name	.....	Club	Run 1	Run 2	Run 3	Time
7	19		1998	U18	(7)	LEVENE Harry		VIK	14.74 *	14.52 *	14.53	29.05
8	36		1999	U18	(8)	CASSIDY Finlay		VIK	14.88 *	14.79 *	14.58	29.37
9	32		1998	U18	(9)	SYDER James		NOR *	15.35	15.46 *	15.22	30.57
10	30		1999	U18	(10)	CASSIDY Cameron		VIK	15.12 *	15.06 *	15.53	30.59
11	41		1999	U18	(11)	PAYNE George		ESX	15.89 *	15.70 *	15.51	31.21

## Did Not Start - Run 1 (1)

43		1999	U18		HEARNEY Christopher		NOR					
----	--	------	-----	--	---------------------	--	-----	--	--	--	--	--

## Did Not Start - Run 2 (1)

43		1999	U18		HEARNEY Christopher		NOR					
----	--	------	-----	--	---------------------	--	-----	--	--	--	--	--







## Did Not Finish - Run 2 (1)

1	22166	1999	U18		HOLMES Thomas		NOR *	13.04		* 13.00		
---	-------	------	-----	--	---------------	--	-------	-------	--	---------	--	--

## Did Not Start - Run 3 (1)

43		1999	U18		HEARNEY Christopher		NOR					
----	--	------	-----	--	---------------------	--	-----	--	--	--	--	--

## ++ Under 21 - Ladies ++

1	87	20139	1997	U21	(1)	COE Megan		NOR *	13.07	13.32 *	13.68	26.75
2	88	19016	1995	U21	(2)	SKIPPER Sophie		NOR *	13.59	13.72 *	13.62	27.21
3	86		1997	U21	(3)	DURANT Ella		VIK *	13.89	13.91 *	14.13	28.02
4	78	19700	1997	U21	(4)	TOOGOOD Natalia		VIK	14.67 *	14.42 *	14.11	28.53
5	110		1996	U21	(5)	SURIYANON Siriya		VIK	17.53 *	17.24 *	17.03	34.27
6	103		1996	U21	(6)	HOGAN Sophie		VIK	18.01 *	17.29 *	17.28	34.57

## ++ Under 21 - Men ++

1	7	20637	1996	U21	(1)	WIGMORE Matthew		NOR	12.62 *	12.51 *	12.17	24.68
2	8	18810	1997	U21	(2)	FENELEY Luke		NOR	12.56 *	12.55 *	12.42	24.97
3	12	14899	1995	U21	(3)	MERCER Patrick		NOR	13.11 *	13.05 *	12.89	25.94
4	13		1996	U21	(4)	REEDER James		VIK *	13.60	13.85 *	13.58	27.18
5	10	21253	1997	U21	(5)	OLIVER Ryan		NOR *	14.24	14.49 *	14.80	29.04
6	39		1996	U21	(6)	GENTLE Daniel		NOR	15.13 *	14.74 *	14.56	29.30
7	44	19696	1996	U21	(7)	CUTHBERT Daryl		VIK	15.05 *	14.75 *	14.80	29.55
8	29		1997	U21	(8)	STEWART Harry		NOR	15.12 *	14.83 *	15.06	29.89
9	40	21362	1996	U21	(9)	WILSON Geoffrey		VIK *	14.83	15.08 *	15.26	30.09

## ++ Senior/Masters 1 - Ladies ++

1	94	19692	1994	SM1	(1)	MAWSON Louise		WGC	17.92 *	16.97 *	16.70	33.67
---	----	-------	------	-----	-----	---------------	--	-----	---------	---------	-------	-------

## ++ Senior/Masters 1 - Men ++

1	5	17467	1993	SM1	(1)	TREBILCOCK Robert		VIK *	12.19	12.26 *	12.35	24.54
---	---	-------	------	-----	-----	-------------------	--	-------	-------	---------	-------	-------

Rank	Bib.	RegNo	Year	Cat	Rank	Name	.....	Club	Run 1	Run 2	Run 3	Time
2	46	22138	1987	SM1	(2)	BELLAMY Edward		NOR	* 16.01	16.19	* 15.93	31.94

**++ Masters 2/Masters 3 - Ladies ++**

1	79	14159	1970	M23	(1)	ANDERSON Beverley		VIK	53.92	* 14.99	* 14.96	29.95
2	99		1963	M23	(2)	LALLY Nicola		VIK	17.31	* 16.92	* 17.10	34.02
3	116		1955	M23	(3)	HOGAN Caroline		VIK	* 19.43		* 18.84	38.27

**Disqualified - Run 2 (1)**

	116		1955	M23		HOGAN Caroline		VIK	* 19.43		* 18.84	
--	-----	--	------	-----	--	----------------	--	-----	---------	--	---------	--



**Did Not Finish - Run 3 (1)**

	84	20742	1971	M23		SAMPSON Melissa		NOR	* 14.90	15.27		
--	----	-------	------	-----	--	-----------------	--	-----	---------	-------	--	--


**++ Masters 2/Masters 3 - Men ++**

1	37		1964	M23	(1)	THOMSON Stewart		VIK		* 14.26	* 14.28	28.54
2	21	22220	1966	M23	(2)	HOLMES Peter		NOR	* 14.44	14.65	* 14.20	28.64
3	20	13217	1968	M23	(3)	SHARP Anthony		HEM	14.54	* 14.42	* 14.47	28.89
4	27		1967	M23	(4)	SYDER Mark		NOR	14.74	* 14.44	* 14.58	29.02
5	33		1967	M23	(5)	DURANT Jim		VIK	15.27	* 14.72	* 14.50	29.22
6	24	10372	1959	M23	(6)	ANDERSON Christopher		VIK	15.30	* 14.85	* 14.68	29.53
7	45		1966	M23	(7)	GARRETT Mike		NOR	16.01	* 15.51	* 15.80	31.31
8	51	1080	1941	M23	(8)	SMITH Michael		BAS	17.12	* 16.47	* 16.46	32.93
9	62		1971	M23	(9)	TURNER Olly		HEM	* 17.33	17.82	* 17.38	34.71
10	63		1955	M23	(10)	DANBURY Mike		WGC	17.47	* 17.39	* 17.69	35.08
11	64	1134	1951	M23	(11)	COOPER Douglas		NOR	* 18.18	18.28	* 18.38	36.56
12	70		1966	M23	(12)	FRANCIS Carl		VIK	19.46	* 18.64	* 18.65	37.29
13	69		1956	M23	(13)	BRADLEY Stephen		HEM	* 18.77	19.21	* 19.18	37.95

**Disqualified - Run 1 (2)**

	37		1964	M23		THOMSON Stewart		VIK		* 14.26	* 14.28	
	66		1958	M23		HEYMOZ Andre'		WGC			* 18.07	

**Disqualified - Run 2 (1)**

	66		1958	M23		HEYMOZ Andre'		WGC			* 18.07	
--	----	--	------	-----	--	---------------	--	-----	--	--	---------	--