











































EASTERN REGION SNOWSPORTS ASSOCIATION 2015

VIK "Team Evolution" Summer League

Special Slalom - Female and Male

ERSA Summer League Start List - Runs 1 - 2 - 3







Bib.	RegNo	Year	Cat	Name	Club	Run 1	Run 2	Run 3	Points	Sex
=== ERSa Girls/Ladies ===											
120		2000	U16	PARRY Meryn	ESX		-	Women
119		2001	U16	ELPHICK Isabel	ESX		797.84	Women
118	20678	2003	U14	CUTHBERT Tia	VIK		516.38	Women
117		2003	U14	WEST Sophie	VIK		360.14	Women
116		1955	M23	HOGAN Caroline	VIK		358.40	Women
115		2002	U14	GOULD Lauren	ESX		331.07	Women
114		2001	U16	BYE Katherine	VIK		281.36	Women
113		1999	U18	BAUMBACH Jasmine	VIK		270.24	Women
112		2002	U14	LANDER Izzy	ESX		265.60	Women
111		2003	U14	THOMSON Olya	VIK		265.37	Women
110		1996	U21	SURIYANON Siriya	VIK		232.97	Women
109		2002	U14	SHELLEY Madeline	VIK		232.28	Women
108	22806	2003	U14	FARROW Ellie	HEM		218.84	Women
107	22515	2003	U14	SHELLEY Annie	VIK		218.55	Women
106		2003	U14	FRANCIS Mia	VIK		213.29	Women
105	21925	2003	U14	MCLEISH Emily	ESX		212.00	Women
104	21017	2003	U14	ELLIFF Alexa	VIK		203.20	Women
103		1996	U21	HOGAN Sophie	VIK		202.64	Women
102		2001	U16	HACKETT Layla	VIK		180.28	Women
101		2000	U16	CHASE Amber	NOR		177.52	Women
100		2000	U16	COLLEN Grace	NOR		173.02	Women
99		1963	M23	LALLY Nicola	VIK		169.30	Women
98		2002	U14	TURNER Beth	VIK		168.66	Women
97	22179	2003	U14	HOLMES Abby	NOR		151.54	Women
96	19746	2000	U16	BRADLEY Lydia	HEM		148.63	Women
95		1999	U18	TURNER Lucy-May	VIK		143.04	Women
94	19692	1994	SM1	MAWSON Louise	WGC		138.21	Women
93	20725	2002	U14	WARMINGTON Harriet	HEM		129.34	Women
92	22536	2000	U16	MCLEISH Alice	ESX		111.98	Women
91		1999	U18	HAWES Claudie	NOR		111.45	Women
90	19680	1998	U18	BAXTER Phillipa	VIK		104.50	Women
89	19235	1999	U18	ROYAL Natasha	VIK		35.56	Women
88	19016	1995	U21	SKIPPER Sophie	NOR		3.44	Women
87	20139	1997	U21	COE Megan	NOR		2.09	Women
86		1997	U21	DURANT Ella	VIK		29.67	Women
85		2001	U16	LEVENE Grace	VIK		101.09	Women
84	20742	1971	M23	SAMPSON Melissa	NOR		95.28	Women
83		1999	U18	MCCABE-ABLE Scarlett	VIK		79.92	Women
82	19498	1999	U18	LILLYWHITE Alexandra	VIK		14.83	Women
81		2001	U16	LUCK Jemma	NOR		76.34	Women
80	20339	2000	U16	BURROUGHS Hannah	NOR		64.60	Women
79	14159	1970	M23	ANDERSON Beverley	VIK		55.96	Women

EASTERN REGION SNOWSPORTS ASSOCIATION 2015

VIK "Team Evolution" Summer League

Special Slalom - Female and Male

ERSA Summer League Start List - Runs 1 - 2 - 3

Bib.	RegNo	Year	Cat	Name	Club	Run 1	Run 2	Run 3	Points	Sex
78	19700	1997	U21	TOOGOOD Natalia	VIK		39.85	Women
77	20767	2000	U16	WEBSTER Atlanta	NOR		92.13	Women
76	20337	2001	U16	SKIPPER Megan	NOR		26.59	Women
75		1999	U18	DURANT Antonia	VIK		66.28	Women

EASTERN REGION SNOWSPORTS ASSOCIATION 2015

VIK "Team Evolution" Summer League

Special Slalom - Female and Male

ERSA Summer League Start List - Runs 1 - 2 - 3

















Bib.	RegNo	Year	Cat	Name	Club	Run 1	Run 2	Run 3	Points	Sex
=== ERSA Boys/Men ===											
71		2001	U16	STONE Thomas	VIK		446.10	Men
70		1966	M23	FRANCIS Carl	VIK		378.96	Men
69		1956	M23	BRADLEY Stephen	HEM		331.42	Men
68		2000	U16	BYE Matthew	VIK		329.16	Men
67		2001	U16	MARTIN Karl	VIK		311.27	Men
66		1958	M23	HEYMOZ Andre'	WGC		303.91	Men
65		2000	U16	THOMAS Freddie	VIK		301.26	Men
64	1134	1951	M23	COOPER Douglas	NOR		301.06	Men
63		1955	M23	DANBURY Mike	WGC		297.44	Men
62		1971	M23	TURNER Oilly	HEM		273.39	Men
61		2002	U14	HEYMOZ Daniel	WGC		261.90	Men
60		2002	U14	HIGGINS James	NOR		257.27	Men
59		2000	U16	ROGERS Daniel	VIK		249.44	Men
58		2002	U14	HARDING Luke	ESX		241.84	Men
57		2001	U16	REYNOLDS Joshua	NOR		232.44	Men
56	22827	2003	U14	BARTLETT Arthur	VIK		225.93	Men
55	22212	2003	U14	MCANALLY Ewan	WGC		224.40	Men
54		2001	U16	MARTIN Alex	ESX		221.37	Men
53		2001	U16	MARTIN Joe	ESX		214.15	Men
52	20354	2001	U16	PAYNE Arthur	BAS		194.26	Men
51	1080	1941	M23	SMITH Michael	BAS		194.00	Men
50		2002	U14	GOMEZ CLARKE Jamie	NOR		189.99	Men
49	22306	2003	U14	TURNER Alfie	HEM		184.39	Men
48		2002	U14	UPRIGHT Sam	NOR		184.11	Men
47		2003	U14	BUSHELL George	NOR		182.50	Men
46	22138	1987	SM1	BELLAMY Edward	NOR		178.97	Men
45		1966	M23	GARRETT Mike	NOR		175.55	Men
44	19696	1996	U21	CUTHBERT Daryl	VIK		175.52	Men
43		1999	U18	HEARNEY Christopher	NOR		171.61	Men
42		2001	U16	MCCABE-ABLE Maximus	VIK		169.62	Men
41		1999	U18	PAYNE George	ESX		167.47	Men
40	21362	1996	U21	WILSON Geoffrey	VIK		166.90	Men
39		1996	U21	GENTLE Daniel	NOR		166.56	Men
38	22196	2000	U16	WARSOP Rowan	NOR		163.77	Men
37		1964	M23	THOMSON Stewart	VIK		160.74	Men
36		1999	U18	CASSIDY Finlay	VIK		157.20	Men
35		2001	U16	BUTTERS Harvey	VIK		157.19	Men
34		2000	U16	STEWART Oliver	NOR		152.25	Men
33		1967	M23	DURANT Jim	VIK		149.02	Men
32		1998	U18	SYDER James	NOR		146.79	Men
31	21868	1999	U18	GRAINGER Christopher	VIK		144.45	Men
30		1999	U18	CASSIDY Cameron	VIK		143.69	Men
29		1997	U21	STEWART Harry	NOR		137.95	Men
28	21875	2001	U16	HADDEN Alex	ESX		135.36	Men
27		1967	M23	SYDER Mark	NOR		132.82	Men
26		2000	U16	HOWE Harry	NOR		124.58	Men
25	19855	2002	U14	BINGHAM Nicholas	ESX		114.86	Men
24	10372	1959	M23	ANDERSON Christopher	VIK		114.19	Men
23	20748	2003	U14	DADE Tommy	NOR		113.09	Men
22		2000	U16	WALES Joesph	NOR		112.34	Men
21	22220	1966	M23	HOLMES Peter	NOR		111.35	Men
20	13217	1968	M23	SHARP Anthony	HEM		105.77	Men
19		1998	U18	LEVENE Harry	VIK		104.74	Men
18	20884	2003	U14	THOMPSON Joseph	NOR		100.55	Men
17		2000	U16	THOMPSON Connor	VIK		95.37	Men

EASTERN REGION SNOWSPORTS ASSOCIATION 2015

VIK "Team Evolution" Summer League

Special Slalom - Female and Male

ERSA Summer League Start List - Runs 1 - 2 - 3

























Bib.	RegNo	Year	Cat	Name	Club	Run 1	Run 2	Run 3	Points	Sex
16	22164	2001	U16	LONGSTAFF Michael	WGC		89.88	Men
15	21119	1999	U18	DAVIES Harry	NOR		43.73	Men
14	21218	1998	U18	BRESKAL Bailey	WGC		62.55	Men
13		1996	U21	REEDER James	VIK		87.34	Men
12	14899	1995	U21	MERCER Patrick	NOR		18.99	Men
11	20184	2000	U16	NEWTON William	HEM		78.25	Men
10	21253	1997	U21	OLIVER Ryan	NOR		87.92	Men
9		1999	U18	CHILDS Lewis	WGC		88.74	Men
8	18810	1997	U21	FENELEY Luke	NOR		16.64	Men
7	20637	1996	U21	WIGMORE Matthew	NOR		6.51	Men
6	22009	2001	U16	APPLETON Byron	HEM		58.86	Men
5	17467	1993	SM1	TREBILCOCK Robert	VIK		10.03	Men
4	20687	2001	U16	TROUNG Aaron	VIK		32.74	Men
3	21723	2000	U16	HOWE Charlie	NOR		74.68	Men
2	21742	1998	U18	SEWELL Logan	NOR		21.57	Men
1	22166	1999	U18	HOLMES Thomas	NOR		38.21	Men

EASTERN REGION SNOWSPORTS ASSOCIATION 2015

VIK "Team Evolution" Summer League

Special Slalom - Female and Male

ERSA Summer League Start List - Runs 1 - 2 - 3






































Bib.	RegNo	Year	Cat	Name	Club	Run 1	Run 2	Run 3	Points	Sex
=== ERSA Girls - U12's & U10's & U08's ===											
186		2007	U10	WINSER Gretchen	VIK		-	Women
185		2008	U08	JELPIDIFOROVA Valeria	ESX		617.94	Women
184		2010	U08	SINCLAIR Eve	VIK		520.07	Women
183		2009	U08	HADDEN Amelia	ESX		503.93	Women
182		2005	U12	SAUNDERS Mackenzi	VIK		461.17	Women
181		2006	U10	VENABLES Phoebe	VIK		387.07	Women
180		2007	U10	LAST Isabelle	NOR		364.34	Women
179		2007	U10	KING Jessica	VIK		357.88	Women
178		2007	U10	LAWRENCE Georgia	VIK		351.54	Women
177		2006	U10	HOWESON Olivia	HEM		104.69	Women
176		2007	U10	COZENS Zoe	NOR		287.18	Women
175		2007	U10	BUSHELL Grace	NOR		223.48	Women
174		2005	U12	ARLOTT Holly	HEM		182.82	Women
173		2004	U12	WOOD Caitlin	VIK		244.39	Women
172		2004	U12	KING Emily	VIK		93.60	Women
171		2005	U12	MANN Madeleine	VIK		44.72	Women
170	22825	2005	U12	BARTLETT Honor	VIK		35.78	Women
169		2004	U12	VENABLES Felicity	VIK		304.76	Women
168		2006	U10	HOOK Ciel	NOR		194.71	Women
167		2007	U10	TUTT Holly	HEM		118.76	Women
166		2005	U12	ALEY Lauren	HEM		251.30	Women
165		2004	U12	JONES Charlotte	TAL		163.70	Women
164		2006	U10	BLACKWELL Lucy	TAL		86.13	Women
163	22861	2005	U12	TWEEDY Petra	VIK		107.76	Women

EASTERN REGION SNOWSPORTS ASSOCIATION 2015

VIK "Team Evolution" Summer League

Special Slalom - Female and Male

ERSA Summer League Start List - Runs 1 - 2 - 3

Bib.	RegNo	Year	Cat	Name	Club	Run 1	Run 2	Run 3	Points	Sex
=== ERSA Boys - U12's & U10's & U08's ===											
159		2005	U12	SMITH Elliot	VIK		-	Men
158		2004	U12	FULCHER Lewis	VIK		-	Men
157		2008	U08	ELLIFF Rafe	VIK		913.98	Men
156		2006	U10	SMITH Evan	VIK		721.12	Men
155		2008	U08	HALLIDAY Thomas	NOR		645.58	Men
154		2007	U10	CHILDS Scott	WGC		568.75	Men
153		2010	U08	LAST William	NOR		540.22	Men
152		2008	U08	LAWRENCE Harvey	VIK		528.48	Men
151		2009	U08	GRIMES Myles	VIK		520.40	Men
150		2009	U08	BLACKWELL Jasper	TAL		463.92	Men
149		2008	U08	MINTON-LEE Frankie	WGC		420.61	Men
148		2005	U12	PARTLETT-HULSTROM Albie	VIK		384.60	Men
147		2007	U10	FRANCIS Jude	VIK		379.61	Men
146		2006	U10	JELPIDIFOROVA Eric	ESX		341.36	Men
145		2007	U10	WOOD George	VIK		330.42	Men
144		2005	U12	SHELLY Jack	VIK		295.76	Men
143		2004	U12	HUTCHINSON Max	VIK		295.53	Men
142		2006	U10	PHILLIPS Daniel	WGC		293.55	Men
141		2004	U12	HALLIDAY Ben	NOR		275.93	Men
140		2004	U12	ALI Dylan	VIK		273.10	Men
139		2004	U12	COLLEN Hamish	NOR		259.01	Men
138		2007	U10	MITCHELL Kieran	NOR		230.94	Men
137		2004	U12	SINCLAIR Charles	VIK		102.65	Men
136		2006	U10	SINCLAIR Laurence	VIK		104.69	Men
135	21604	2005	U12	OGDEN Alexander	NOR		57.28	Men
134		2004	U12	MARTIN Max	ESX		214.16	Men
133		2006	U10	SMITH Ben	VIK		119.11	Men
132		2005	U12	PAGE-BROWNE Adam	WGC		217.98	Men
131		2007	U10	SMITH Bradley	VIK		145.06	Men
130		2007	U10	ENGLAND Alfie	ESX		224.90	Men
129		2005	U12	CHAUHAN Rohan	NOR		138.90	Men
128	22059	2006	U10	DADE Jake	NOR		103.34	Men
127		2006	U10	COZENS Samual	NOR		204.96	Men
126	22087	2005	U12	PARKER Travis	NOR		85.34	Men
125		2005	U12	WALES Jonathan	NOR		126.97	Men
124	22026	2005	U12	LOUTH Oscar	HEM		87.34	Men
123		2005	U12	THOMSON Kai	VIK		226.83	Men