

EASTERN REGION SNOWSPORTS ASSOCIATION

SKI CHAMPIONSHIPS 2015 (Hemel Snow Centre)

Super GS - Male & Female (incl Girls & Boys)








ERSA Championships - Final Ranking GS

| Rank | Bib. | Year | Cat | Name | ==== | Club | Run 1 | Run 2 | Time |
|------|------|------|-----|------|------|------|-------|-------|------|
|------|------|------|-----|------|------|------|-------|-------|------|










++ Under 08 - Girls ++

| | | | | | | | | | |
|---|----|------|-----|-----------------------|--|-----|-------|-------|-------|
| 1 | 25 | 2009 | U08 | QUINN Ciara |  | SZR | 18.78 | 18.45 | 18.45 |
| 2 | 17 | 2008 | U08 | JELPIDIFOROVA Valeria |  | ESX | 19.11 | 18.77 | 18.77 |


++ Under 08 - Boys ++

| | | | | | | | | | |
|---|----|------|-----|------------------|--|-----|-------|-------|-------|
| 1 | 59 | 2008 | U08 | PARKER Alfie |  | HEM | 16.12 | 15.75 | 15.75 |
| 2 | 62 | 2008 | U08 | ORZEL Adam |  | MID | 16.99 | 15.78 | 15.78 |
| 3 | 47 | 2008 | U08 | KENDAL Noah |  | WGC | 17.53 | 17.08 | 17.08 |
| 4 | 46 | 2009 | U08 | BLACKWELL Jasper |  | TAL | 21.00 | 17.24 | 17.24 |
| 5 | 64 | 2009 | U08 | PARKES Johnny |  | HEM | 20.68 | 18.25 | 18.25 |
| 6 | 66 | 2009 | U08 | PILMORE Oscar |  | SZR | 19.63 | 19.33 | 19.33 |
| 7 | 57 | 2008 | U08 | BOODEEA Benjamin |  | SZR | 19.81 | 20.08 | 19.81 |

++ Under 10 - Girls ++

| | | | | | | | | | |
|---|----|------|-----|--------------------|--|-----|-------|-------|-------|
| 1 | 3 | 2007 | U10 | TUTT Holly |  | HEM | 13.63 | 13.38 | 13.38 |
| 2 | 15 | 2006 | U10 | HOWESON Olivia |  | HEM | 14.09 | 14.06 | 14.06 |
| 3 | 18 | 2007 | U10 | FENNEL Amber |  | MID | 14.46 | 14.32 | 14.32 |
| 4 | 5 | 2006 | U10 | BLACKWELL Lucy |  | TAL | 14.70 | 14.58 | 14.58 |
| 5 | 10 | 2006 | U10 | FAIRFULL Madeleine |  | HEM | 16.16 | 15.90 | 15.90 |
| 6 | 11 | 2007 | U10 | BUSHELL Grace |  | NOR | 16.34 | 16.62 | 16.34 |
| 7 | 27 | 2007 | U10 | ROBERTSHAW Jasmine |  | SMK | 19.87 | 17.87 | 17.87 |
| 8 | 6 | 2007 | U10 | KING Jessica |  | VIK | 19.19 | 19.52 | 19.19 |
| 9 | 12 | 2007 | U10 | COZENS Zoe |  | NOR | 19.85 | 20.73 | 19.85 |

Did Not Start - Run 1 (1)

| | | | | | |
|----|------|-----|-------------|---|-----|
| 16 | 2007 | U10 | FARROW Isla |  | HEM |
|----|------|-----|-------------|---|-----|

Did Not Start - Run 2 (1)

| | | | | | |
|----|------|-----|-------------|---|-----|
| 16 | 2007 | U10 | FARROW Isla |  | HEM |
|----|------|-----|-------------|---|-----|

++ Under 10 - Boys ++

| | | | | | | | | | |
|---|----|------|-----|---------------|--|-----|-------|-------|-------|
| 1 | 60 | 2007 | U10 | QUINN Charlie |  | SZR | 13.93 | 13.52 | 13.52 |
|---|----|------|-----|---------------|--|-----|-------|-------|-------|











26/09/2015 / The Snow Centre - Hemel / ERSAs

CH/ERSA/2015/SNO / 27/09/2015 at 13:17 / Page 1/7

Vola Timing (www.vola.fr) / SkiAlp Pro 3.0.21

Alge - Timy 

EASTERN REGION SNOWSPORTS ASSOCIATION
SKI CHAMPIONSHIPS 2015 (Hemel Snow Centre)
Super GS - Male & Female (incl Girls & Boys)
ERSA Championships - Final Ranking GS

| Rank | Bib. | Year | Cat | Name | ==== | Club | Run 1 | Run 2 | Time |
|------|------|------|-----|--------------------|---|------|-------|-------|--------------|
| 2 | 36 | 2006 | U10 | DADE Jake |  | NOR | 13.94 | 13.63 | 13.63 |
| 3 | 65 | 2006 | U10 | PARKES Oliver |  | HEM | 13.78 | 13.72 | 13.72 |
| 4 | 43 | 2006 | U10 | SMITH Ben |  | VIK | 14.96 | 14.30 | 14.30 |
| 5 | 34 | 2007 | U10 | SMITH Bradley |  | VIK | 15.48 | 15.19 | 15.19 |
| 6 | 41 | 2007 | U10 | ATKINSON Liam |  | CHT | 16.56 | 15.59 | 15.59 |
| 7 | 56 | 2007 | U10 | BOODEEA Adam |  | SZR | 15.71 | 15.70 | 15.70 |
| 8 | 39 | 2006 | U10 | JELPIDIFOROVA Eric |  | ESX | 16.33 | 15.88 | 15.88 |
| 9 | 42 | 2006 | U10 | HADINGHAM Alex |  | NOR | 16.25 | 16.08 | 16.08 |
| 10 | 33 | 2006 | U10 | COZENS Samuel |  | NOR | 17.26 | 16.12 | 16.12 |
| 11 | 38 | 2007 | U10 | MITCHELL Kieran |  | NOR | 16.94 | 17.08 | 16.94 |








Did Not Start - Run 1 (2)

| | | | | | | | | | |
|--|----|------|-----|---------------|---|-----|--|--|--|
| | 32 | 2007 | U10 | ENGLAND Alfie |  | ESX | | | |
| | 58 | 2006 | U10 | HODGSON Jacob |  | LIO | | | |

Did Not Start - Run 2 (2)

| | | | | | | | | | |
|--|----|------|-----|---------------|---|-----|--|--|--|
| | 32 | 2007 | U10 | ENGLAND Alfie |  | ESX | | | |
| | 58 | 2006 | U10 | HODGSON Jacob |  | LIO | | | |

++ Under 12 - Girls ++

| | | | | | | | | | |
|---|----|------|-----|-------------------|---|-----|-------|-------|--------------|
| 1 | 26 | 2005 | U12 | PARKER Abbie |  | HEM | 13.67 | 13.69 | 13.67 |
| 2 | 9 | 2005 | U12 | BARTLETT Honor |  | VIK | 13.93 | 13.75 | 13.75 |
| 3 | 23 | 2004 | U12 | HERRIES Olivia |  | HEM | 13.87 | 13.81 | 13.81 |
| 4 | 4 | 2005 | U12 | MANN Madeleine |  | VIK | 14.91 | 14.44 | 14.44 |
| 5 | 14 | 2004 | U12 | HUGHES Sophie |  | ESX | 15.21 | 14.75 | 14.75 |
| 6 | 7 | 2005 | U12 | TWEEDY Petra |  | VIK | 15.01 | 15.09 | 15.01 |
| 7 | 8 | 2005 | U12 | ARLOTT Holly |  | HEM | 15.33 | 15.62 | 15.33 |
| 8 | 24 | 2004 | U12 | ROTHSCHILD Dagmar | | | 17.51 | 17.82 | 17.51 |




Did Not Start - Run 1 (3)

| | | | | | | | | | |
|--|----|------|-----|-----------------|---|-----|--|--|--|
| | 1 | 2005 | U12 | ALEY Lauren |  | HEM | | | |
| | 2 | 2004 | U12 | JONES Charlotte |  | TAL | | | |
| | 13 | 2004 | U12 | KING Emily |  | VIK | | | |

Did Not Start - Run 2 (3)

| | | | | | | | | | |
|--|----|------|-----|-----------------|---|-----|--|--|--|
| | 1 | 2005 | U12 | ALEY Lauren |  | HEM | | | |
| | 2 | 2004 | U12 | JONES Charlotte |  | TAL | | | |
| | 13 | 2004 | U12 | KING Emily |  | VIK | | | |

++ Under 12 - Boys ++




| | | | | | | | | | |
|---|----|------|-----|----------------|---|-----|-------|-------|--------------|
| 1 | 45 | 2005 | U12 | OGDEN Alex |  | NOR | 13.10 | 12.93 | 12.93 |
| 2 | 40 | 2005 | U12 | LOUTH Ocsar |  | HEM | 13.11 | 13.21 | 13.11 |
| 3 | 53 | 2004 | U12 | URQUHART Aidan |  | HEM | 13.65 | 13.23 | 13.23 |
| 4 | 35 | 2004 | U12 | B EGLIN Thomas |  | HEM | 13.64 | 13.58 | 13.58 |
| 5 | 37 | 2005 | U12 | PARKER Travis |  | NOR | 14.12 | 13.74 | 13.74 |

EASTERN REGION SNOWSPORTS ASSOCIATION

SKI CHAMPIONSHIPS 2015 (Hemel Snow Centre)

Super GS - Male & Female (incl Girls & Boys)

ERSA Championships - Final Ranking GS

| Rank | Bib. | Year | Cat | Name | ==== | Club | Run 1 | Run 2 | Time |
|------|------|------|-----|------------------|---|------|-------|-------|-------|
| 6 | 63 | 2005 | U12 | BEVAN James | WM | WM | 14.54 | 14.22 | 14.22 |
| 7 | 31 | 2005 | U12 | CHAUHAN Rohan |  | NOR | 15.36 | 14.69 | 14.69 |
| 8 | 61 | 2004 | U12 | FULCHER Lewis |  | VIK | 18.65 | 17.27 | 17.27 |
| 9 | 44 | 2005 | U12 | PAGE-BROWNE Adam |  | WGC | 18.96 | 18.61 | 18.61 |











Did Not Start - Run 1 (2)

| | | | | | | | | | |
|--|----|------|-----|-------------------|---|-----|--|--|--|
| | 54 | 2004 | U12 | VLAISAVLJEVIC Max |  | HEM | | | |
| | 55 | 2004 | U12 | MARTIN Max |  | ESX | | | |






Did Not Start - Run 2 (2)

| | | | | | | | | | |
|--|----|------|-----|-------------------|---|-----|--|--|--|
| | 54 | 2004 | U12 | VLAISAVLJEVIC Max |  | HEM | | | |
| | 55 | 2004 | U12 | MARTIN Max |  | ESX | | | |


++ Under 14 - Girls ++

| | | | | | | | | | |
|----|-----|------|-----|--------------------|---|-----|-------|-------|-------|
| 1 | 86 | 2003 | U14 | BOTY Nia |  | HEM | 12.84 | 12.93 | 12.84 |
| 2 | 93 | 2003 | U14 | BARDER Katie |  | HEM | 13.86 | 13.34 | 13.34 |
| 3 | 95 | 2002 | U14 | BLYTH Helena |  | HEM | 13.92 | 13.83 | 13.83 |
| 4 | 90 | 2003 | U14 | MCLEISH Emily |  | ESX | 14.38 | 14.00 | 14.00 |
| 5 | 79 | 2002 | U14 | WARMINGTON Harriet |  | HEM | 14.11 | 14.01 | 14.01 |
| 6 | 88 | 2003 | U14 | HOLMES Abby |  | NOR | 14.15 | 14.10 | 14.10 |
| 7 | 96 | 2003 | U14 | MAWSON Carys |  | WGC | 14.44 | 14.16 | 14.16 |
| 8 | 111 | 2002 | U14 | GOULD Lauren |  | ESX | 15.20 | 14.30 | 14.30 |
| 9 | 91 | 2003 | U14 | SHELLEY Annie |  | VIK | 14.88 | 14.47 | 14.47 |
| 10 | 110 | 2003 | U14 | THOMAS Sophie |  | HEM | 15.12 | 14.85 | 14.85 |

Did Not Start - Run 1 (5)

| | | | | | | | | | |
|--|-----|------|-----|-----------------|---|-----|--|--|--|
| | 92 | 2003 | U14 | FARROW Ellie |  | HEM | | | |
| | 94 | 2002 | U14 | LANDER Izzy |  | ESX | | | |
| | 106 | 2002 | U14 | ROSE Rebecca |  | SMK | | | |
| | 107 | 2002 | U14 | ORCHARD Ellie |  | HEM | | | |
| | 108 | 2002 | U14 | MORGAN Samantha |  | HEM | | | |

Did Not Start - Run 2 (5)

| | | | | | | | | | |
|--|-----|------|-----|-----------------|---|-----|--|--|--|
| | 92 | 2003 | U14 | FARROW Ellie |  | HEM | | | |
| | 94 | 2002 | U14 | LANDER Izzy |  | ESX | | | |
| | 106 | 2002 | U14 | ROSE Rebecca |  | SMK | | | |
| | 107 | 2002 | U14 | ORCHARD Ellie |  | HEM | | | |
| | 108 | 2002 | U14 | MORGAN Samantha |  | HEM | | | |

++ Under 14 - Boys ++










| | | | | | | | | | |
|---|-----|------|-----|------------------|---|-----|-------|-------|-------|
| 1 | 135 | 2003 | U14 | DADE Tommy |  | NOR | 12.20 | 12.28 | 12.20 |
| 2 | 131 | 2003 | U14 | THOMPSON Joseph |  | NOR | 12.78 | 12.43 | 12.43 |
| 3 | 148 | 2003 | U14 | TURNER Alfie |  | HEM | 12.59 | 12.65 | 12.59 |
| 3 | 136 | 2002 | U14 | BINGHAM Nicholas |  | ESX | | 12.59 | 12.59 |
| 5 | 157 | 2003 | U14 | FAIRFULL Max |  | HEM | 12.82 | 13.17 | 12.82 |

EASTERN REGION SNOWSPORTS ASSOCIATION

SKI CHAMPIONSHIPS 2015 (Hemel Snow Centre)

Super GS - Male & Female (incl Girls & Boys)

ERSA Championships - Final Ranking GS

| Rank | Bib. | Year | Cat | Name | ==== | Club | Run 1 | Run 2 | Time |
|------|------|------|-----|--------------------|---|------|-------|-------|--------------|
| 6 | 193 | 2002 | U14 | WARNER Hugo |  | HEM | 12.99 | 13.07 | 12.99 |
| 7 | 150 | 2003 | U14 | MCANALLY Ewan |  | WGC | 13.12 | 13.22 | 13.12 |
| 8 | 186 | 2003 | U14 | BARTLETT Arthur |  | VIK | 13.36 | 13.19 | 13.19 |
| 9 | 196 | 2002 | U14 | LUCAS Oliver |  | WM | 13.28 | 13.34 | 13.28 |
| 10 | 151 | 2003 | U14 | REIDY Thomas |  | HEM | 13.62 | 13.53 | 13.53 |
| 11 | 147 | 2003 | U14 | BUSHELL George |  | NOR | 13.54 | 42.35 | 13.54 |
| 12 | 155 | 2002 | U14 | HEYMOZ Daniel |  | WGC | 14.12 | 13.98 | 13.98 |
| 13 | 154 | 2002 | U14 | HIGGINS James |  | NOR | 14.43 | 14.01 | 14.01 |
| 14 | 149 | 2002 | U14 | GOMEZ CLARKE Jamie |  | NOR | 14.38 | 14.35 | 14.35 |

Did Not Start - Run 1 (3)

| | | | | | | | | | |
|--|-----|------|-----|-------------------|---|-----|--|--|--|
| | 143 | 2002 | U14 | BARTON Dominic |  | HEM | | | |
| | 182 | 2002 | U14 | ALDRED Samuel |  | SMK | | | |
| | 194 | 2002 | U14 | VLAISAVLJEVIC Zak |  | HEM | | | |

Did Not Finish - Run 1 (1)

| | | | | | | | | | |
|--|-----|------|-----|------------------|---|-----|--|-------|--|
| | 136 | 2002 | U14 | BINGHAM Nicholas |  | ESX | | 12.59 | |
|--|-----|------|-----|------------------|---|-----|--|-------|--|









Did Not Start - Run 2 (3)

| | | | | | | | | | |
|--|-----|------|-----|-------------------|---|-----|--|--|--|
| | 143 | 2002 | U14 | BARTON Dominic |  | HEM | | | |
| | 182 | 2002 | U14 | ALDRED Samuel |  | SMK | | | |
| | 194 | 2002 | U14 | VLAISAVLJEVIC Zak |  | HEM | | | |

++ Under 16 - Girls ++

| | | | | | | | | | |
|----|-----|------|-----|------------------|---|-----|-------|-------|--------------|
| 1 | 78 | 2000 | U16 | SHERING Nicole |  | HEM | 12.00 | 11.77 | 11.77 |
| 2 | 72 | 2000 | U16 | MCLEISH Alice |  | ESX | 12.93 | 12.19 | 12.19 |
| 3 | 82 | 2001 | U16 | HAWKINS Zara |  | HEM | 12.98 | 12.69 | 12.69 |
| 4 | 77 | 2000 | U16 | BURROUGHS Hannah |  | NOR | 13.43 | 12.81 | 12.81 |
| 5 | 85 | 2001 | U16 | HAWKINS Danielle |  | HEM | 13.31 | 12.91 | 12.91 |
| 6 | 84 | 2001 | U16 | LEVENE Grace |  | VIK | 13.56 | 13.04 | 13.04 |
| 7 | 112 | 2000 | U16 | PARRY Meryn |  | ESX | 14.09 | 13.05 | 13.05 |
| 8 | 76 | 2001 | U16 | HAWKINS Lily |  | HEM | 13.32 | 13.10 | 13.10 |
| 9 | 75 | 2001 | U16 | SKIPPER Megan |  | NOR | 14.00 | 13.16 | 13.16 |
| 10 | 87 | 2000 | U16 | BRADLEY Lydia |  | HEM | 13.46 | 13.30 | 13.30 |
| 11 | 83 | 2000 | U16 | WEBSTER Atlanta |  | NOR | 13.90 | 13.56 | 13.56 |
| 12 | 89 | 2001 | U16 | ATKINSON Molly |  | CHT | 15.04 | 15.26 | 15.04 |

++ Under 16 - Boys ++

| | | | | | | | | | |
|---|-----|------|-----|-------------------|---|-----|-------|-------|--------------|
| 1 | 178 | 2001 | U16 | APPLETON Byron |  | HEM | 11.74 | 11.57 | 11.57 |
| 2 | 130 | 2001 | U16 | LONGSTAFF Michael |  | WGC | 12.03 | | 12.03 |
| 3 | 123 | 2001 | U16 | HUDSON Thomas |  | NOR | 12.16 | 12.60 | 12.16 |
| 4 | 183 | 2001 | U16 | MARTIN Joe |  | ESX | 25.15 | 12.93 | 12.93 |
| 5 | 185 | 2001 | U16 | MARTIN Alex |  | ESX | 12.98 | 13.17 | 12.98 |
| 6 | 142 | 2000 | U16 | STEWART Oliver |  | NOR | 13.40 | 13.15 | 13.15 |
| 7 | 199 | 2001 | U16 | JINKS Thomas |  | WM | 13.28 | 13.16 | 13.16 |
| 8 | 153 | 2001 | U16 | HUGHES Thomas |  | ESX | 13.50 | 13.50 | 13.50 |

EASTERN REGION SNOWSPORTS ASSOCIATION
SKI CHAMPIONSHIPS 2015 (Hemel Snow Centre)
Super GS - Male & Female (incl Girls & Boys)
ERSA Championships - Final Ranking GS

| Rank | Bib. | Year | Cat | Name | ==== | Club | Run 1 | Run 2 | Time |
|------|------|------|-----|---------------|---|------|-------|-------|-------|
| 9 | 189 | 2000 | U16 | ROGERS Daniel |  | VIK | 15.29 | 14.28 | 14.28 |

Did Not Start - Run 1 (4)

| | | | | | |
|-----|------|-----|----------------|---|-----|
| 117 | 2001 | U16 | TROUNG Aaron |  | VIK |
| 119 | 2000 | U16 | NEWTON William |  | HEM |
| 181 | 2001 | U16 | BUTTERS Harvey |  | VIK |
| 192 | 2000 | U16 | ISON Seb |  | HEM |

Did Not Start - Run 2 (4)

| | | | | | |
|-----|------|-----|----------------|---|-----|
| 117 | 2001 | U16 | TROUNG Aaron |  | VIK |
| 119 | 2000 | U16 | NEWTON William |  | HEM |
| 181 | 2001 | U16 | BUTTERS Harvey |  | VIK |
| 192 | 2000 | U16 | ISON Seb |  | HEM |







Disqualified - Run 2 (1)

| | | | | | | |
|-----|------|-----|-------------------|---|-----|-------|
| 130 | 2001 | U16 | LONGSTAFF Michael |  | WGC | 12.03 |
|-----|------|-----|-------------------|---|-----|-------|

++ Under 18 - Girls ++

| | | | | | | | | | |
|---|----|------|-----|-----------------|---|-----|-------|-------|-------|
| 1 | 81 | 1999 | U18 | DEAN Emily |  | HEM | 12.65 | 12.70 | 12.65 |
| 2 | 71 | 1999 | U18 | ROYAL Natasha |  | VIK | 12.71 | 12.85 | 12.71 |
| 3 | 80 | 1999 | U18 | BLYTH Charlotte |  | HEM | 12.74 | 12.80 | 12.74 |

++ Under 18 - Boys ++

| | | | | | | | | | |
|---|-----|------|-----|---------------------|---|-----|-------|-------|-------|
| 1 | 128 | 1999 | U18 | BINGHAM Jonathan |  | ESX | 11.69 | 11.60 | 11.60 |
| 2 | 125 | 1999 | U18 | LANE Joshua |  | NOR | 12.40 | 12.02 | 12.02 |
| 3 | 122 | 1999 | U18 | HOLMES Thomas |  | NOR | 12.12 | 12.94 | 12.12 |
| 4 | 120 | 1999 | U18 | FENELEY William |  | NOR | 12.21 | 12.54 | 12.21 |
| 5 | 202 | 1999 | U18 | COWEN Nicholas |  | ESX | 12.30 | 12.40 | 12.30 |
| 6 | 129 | 1999 | U18 | DAVIES Harry |  | NOR | 12.36 | | 12.36 |
| 7 | 132 | 1998 | U18 | LEVENE Harry |  | VIK | 13.44 | 12.81 | 12.81 |
| 8 | 144 | 1999 | U18 | HEARNEY Christopher |  | NOR | 13.18 | 13.04 | 13.04 |
| 9 | 141 | 1998 | U18 | SYDER James |  | NOR | 14.01 | 14.63 | 14.01 |

Did Not Start - Run 1 (1)

| | | | | | |
|-----|------|-----|----------------------|---|-----|
| 187 | 1999 | U18 | DE VILLIERS Niciolas |  | HEM |
|-----|------|-----|----------------------|---|-----|

Did Not Start - Run 2 (1)

| | | | | | |
|-----|------|-----|----------------------|---|-----|
| 187 | 1999 | U18 | DE VILLIERS Niciolas |  | HEM |
|-----|------|-----|----------------------|---|-----|

Disqualified - Run 2 (1)

| | | | | | | |
|-----|------|-----|--------------|---|-----|-------|
| 129 | 1999 | U18 | DAVIES Harry |  | NOR | 12.36 |
|-----|------|-----|--------------|---|-----|-------|

EASTERN REGION SNOWSPORTS ASSOCIATION
SKI CHAMPIONSHIPS 2015 (Hemel Snow Centre)
Super GS - Male & Female (incl Girls & Boys)
ERSA Championships - Final Ranking GS

| Rank | Bib. | Year | Cat | Name | ==== | Club | Run 1 | Run 2 | Time |
|------|------|------|-----|------|------|------|-------|-------|------|
|------|------|------|-----|------|------|------|-------|-------|------|

++ Under 21 - Ladies ++

| | | | | | | | | | |
|---|----|------|-----|-----------|---|-----|-------|-------|--------------|
| 1 | 74 | 1997 | U21 | COE Megan |  | NOR | 12.67 | 12.51 | 12.51 |
|---|----|------|-----|-----------|---|-----|-------|-------|--------------|









Did Not Start - Run 1 (1)

| | | | | | | | | | |
|--|-----|------|-----|-------------------|---|-----|--|--|--|
| | 105 | 1996 | U21 | CHMIELOWSKA Julia |  | HEM | | | |
|--|-----|------|-----|-------------------|---|-----|--|--|--|

Did Not Start - Run 2 (1)

| | | | | | | | | | |
|--|-----|------|-----|-------------------|---|-----|--|--|--|
| | 105 | 1996 | U21 | CHMIELOWSKA Julia |  | HEM | | | |
|--|-----|------|-----|-------------------|---|-----|--|--|--|

++ Under 21 - Men ++

| | | | | | | | | | |
|---|-----|------|-----|--------------------|---|-----|-------|-------|--------------|
| 1 | 118 | 1996 | U21 | CLAYTON Adam |  | NOR | 12.02 | 11.58 | 11.58 |
| 2 | 127 | 1997 | U21 | WARMINGTON Richard |  | HEM | 11.93 | 11.70 | 11.70 |
| 2 | 115 | 1997 | U21 | FENELEY Luke |  | NOR | 11.88 | 11.70 | 11.70 |
| 4 | 124 | 1997 | U21 | BOTY Harry |  | HEM | 11.96 | 12.00 | 11.96 |
| 5 | 121 | 1997 | U21 | RICHARDSON Thomas |  | NOR | 12.46 | 12.07 | 12.07 |
| 6 | 177 | 1995 | U21 | MERCER Patrick |  | NOR | 12.91 | 12.40 | 12.40 |
| 7 | 140 | 1997 | U21 | STEWART Harry |  | NOR | 13.35 | 13.74 | 13.35 |
| 8 | 116 | 1997 | U21 | OLIVER Ryan |  | NOR | 13.63 | 13.76 | 13.63 |

++ Senior/Masters 1 - Men ++

| | | | | | | | | | |
|---|-----|------|-----|------------------|---|-----|-------|-------|--------------|
| 1 | 176 | 1993 | SM1 | THOMPSON Matthew |  | HEM | 11.15 | 10.96 | 10.96 |
| 2 | 197 | 1982 | SM1 | IMAMZADE Murat |  | IMP | 14.13 | 14.01 | 14.01 |
| 3 | 146 | 1987 | SM1 | BELLAMY Edward |  | NOR | 15.47 | 15.00 | 15.00 |

Did Not Start - Run 1 (1)

| | | | | | | | | | |
|--|-----|------|-----|--------------|---|-----|--|--|--|
| | 126 | 1984 | SM1 | TELLING Marc |  | HEM | | | |
|--|-----|------|-----|--------------|---|-----|--|--|--|

Did Not Start - Run 2 (1)

| | | | | | | | | | |
|--|-----|------|-----|--------------|---|-----|--|--|--|
| | 126 | 1984 | SM1 | TELLING Marc |  | HEM | | | |
|--|-----|------|-----|--------------|---|-----|--|--|--|

++ Masters 2/Masters 3 - Ladies ++

| | | | | | | | | | |
|---|----|------|-----|-----------------|---|-----|-------|-------|--------------|
| 1 | 73 | 1971 | M23 | SAMPSON Melissa |  | NOR | 14.04 | 13.75 | 13.75 |
|---|----|------|-----|-----------------|---|-----|-------|-------|--------------|
















Did Not Start - Run 1 (1)

| | | | | | | | | | |
|--|-----|------|-----|--------------------|---|-----|--|--|--|
| | 109 | 1973 | M23 | DE VILLIERS Hayley |  | HEM | | | |
|--|-----|------|-----|--------------------|---|-----|--|--|--|

Did Not Start - Run 2 (1)

| | | | | | | | | | |
|--|-----|------|-----|--------------------|---|-----|--|--|--|
| | 109 | 1973 | M23 | DE VILLIERS Hayley |  | HEM | | | |
|--|-----|------|-----|--------------------|---|-----|--|--|--|

EASTERN REGION SNOWSPORTS ASSOCIATION
SKI CHAMPIONSHIPS 2015 (Hemel Snow Centre)
Super GS - Male & Female (incl Girls & Boys)
ERSA Championships - Final Ranking GS

| Rank | Bib. | Year | Cat | Name | ==== | Club | Run 1 | Run 2 | Time |
|--|------|------|-----|------------------|--|------|-------|-------|--------------|
| ++ Masters 2/Masters 3 - Men ++ | | | | | | | | | |
| 1 | 179 | 1968 | M23 | URQUHART John |  | HEM | 12.12 | 11.78 | 11.78 |
| 2 | 133 | 1968 | M23 | SHARP Anthony |  | HEM | 12.72 | 12.35 | 12.35 |
| 3 | 138 | 1965 | M23 | SINEY Rick |  | BAS | 12.77 | 12.91 | 12.77 |
| 4 | 137 | 1963 | M23 | BUNTON Paul |  | CHT | 13.12 | 12.93 | 12.93 |
| 5 | 152 | 1967 | M23 | ATKINSON Andrew |  | CHT | 13.57 | 13.07 | 13.07 |
| 6 | 188 | 1975 | M23 | ROBERTSHAW Gavin |  | SMK | 13.28 | 13.34 | 13.28 |
| 7 | 198 | 1957 | M23 | SUZUKI Masahiro |  | HEM | 13.39 | 13.33 | 13.33 |
| 8 | 190 | 1961 | M23 | GIBB Jim |  | CHT | 13.36 | 13.35 | 13.35 |
| 9 | 195 | 1967 | M23 | KING Alistair |  | HEM | 13.71 | 13.42 | 13.42 |
| 10 | 184 | 1960 | M23 | THOMAS Pat |  | HEM | 13.73 | 14.03 | 13.73 |
| 11 | 134 | 1966 | M23 | HOLMES Peter |  | NOR | | 13.75 | 13.75 |
| 12 | 145 | 1966 | M23 | GARRETT Mike |  | NOR | 14.27 | 14.08 | 14.08 |
| 13 | 139 | 1967 | M23 | SYDER Mark |  | NOR | 14.34 | 14.47 | 14.34 |
| 14 | 158 | 1955 | M23 | DANBURY Mike |  | WGC | 15.56 | 15.29 | 15.29 |
| 15 | 159 | 1956 | M23 | BRADLEY Stephen |  | HEM | 15.90 | 15.73 | 15.73 |

Did Not Start - Run 1 (4)

| | | | | | |
|-----|------|-----|--------------------|---|-----|
| 156 | 1971 | M23 | TURNER Oily |  | HEM |
| 180 | 1973 | M23 | PHIPPEN Chris |  | HEM |
| 191 | 1959 | M23 | CLARKE Christopher |  | HEM |
| 200 | 1966 | M23 | MORGAN Robert |  | HEM |

Disqualified - Run 1 (1)

| | | | | | | |
|-----|------|-----|--------------|---|-----|-------|
| 134 | 1966 | M23 | HOLMES Peter |  | NOR | 13.75 |
|-----|------|-----|--------------|---|-----|-------|

Did Not Start - Run 2 (4)

| | | | | | |
|-----|------|-----|--------------------|---|-----|
| 156 | 1971 | M23 | TURNER Oily |  | HEM |
| 180 | 1973 | M23 | PHIPPEN Chris |  | HEM |
| 191 | 1959 | M23 | CLARKE Christopher |  | HEM |
| 200 | 1966 | M23 | MORGAN Robert |  | HEM |

Technical Delegate