

## EASTERN REGION SNOWSPORTS ASSOCIATION





















### SKI CHAMPIONSHIPS 2015 (Hemel)

#### Special Slalom - U12's (Girls & Boys)

#### ERSA Summer League - Final Ranking - Points

Rank	Bib.	RegNo	Year	Cat	Rank	Name	====	Club	Run 1	Run 2	Time	Points	Perf
------	------	-------	------	-----	------	------	------	------	-------	-------	------	--------	------

#### ==== ERSA Girls ====

1	23		2004	U12	(1)	HERRIES Olivia		HEM	* 13.33	13.98	<b>13.33</b>	0.00	- 15.99
2	26		2005	U12	(2)	PARKER Abbie		HEM	13.72	* 13.47	<b>13.47</b>	7.56	-
3	3	22892	2007	U10	(1)	TUTT Holly		HEM	13.71	* 13.63	<b>13.63</b>	16.20	- 57.60
4	9	22825	2005	U12	(3)	BARTLETT Honor		VIK	* 13.70	13.89	<b>13.70</b>	19.98	+ 29.16
5	18	22729	2007	U10	(2)	FENNELL Amber		MID	14.66	* 14.28	<b>14.28</b>	51.31	-
6	5	22930	2006	U10	(3)	BLACKWELL Lucy		TAL	14.62	* 14.36	<b>14.36</b>	55.63	+ 14.46
7	15		2006	U10	(4)	HOWESON Olivia		HEM	* 14.55	14.70	<b>14.55</b>	65.90	+ 6.17
8	4		2005	U12	(4)	MANN Madeleine		VIK	* 14.69	15.19	<b>14.69</b>	73.46	+ 73.70
9	7	22861	2005	U12	(5)	TWEEDY Petra		VIK	15.47	* 15.28	<b>15.28</b>	105.33	+ 42.53
10	2		2004	U12	(6)	JONES Charlotte		TAL	16.22	* 15.86	<b>15.86</b>	136.65	+ 17.91
11	8	22900	2005	U12	(7)	ARLOTT Holly		HEM	16.60	* 15.94	<b>15.94</b>	140.98	+ 3.12
12	14		2004	U12	(8)	HUGHES Sophie		ESX	* 16.00	16.06	<b>16.00</b>	144.22	- 60.01
13	11		2007	U10	(5)	BUSHELL Grace		NOR	* 17.97		<b>17.97</b>	250.62	+ 72.10
14	10	22110	2006	U10	(6)	FAIRFULL Madeleine		HEM		* 18.07	<b>18.07</b>	256.02	+ 62.11
15	25		2009	U08	(1)	QUINN Ciara		SZR	20.43	* 19.67	<b>19.67</b>	342.45	-
16	24		2004	U12	(9)	ROTHSCHILD Dagmar			* 19.70	19.86	<b>19.70</b>	344.07	-
17	12		2007	U10	(7)	COZENS Zoe		NOR	* 19.88	23.34	<b>19.88</b>	353.79	+ 111.57
18	16		2007	U10	(8)	FARROW Isla		HEM	20.40	* 20.28	<b>20.28</b>	375.39	- 24.25
19	6		2007	U10	(9)	KING Jessica		VIK	21.46	* 20.38	<b>20.38</b>	380.80	+ 67.88
20	17		2008	U08	(2)	JELPIDIFOROVA Valeria		ESX	21.07	* 20.47	<b>20.47</b>	385.66	- 187.32
21	27	2549	2007	U10	(10)	ROBERTSHAW Jasmine		SMK	* 21.28	22.20	<b>21.28</b>	429.41	-

#### Did Not Start - Run 1 (2)

1	22937	2005	U12		ALEY Lauren		HEM						
13		2004	U12		KING Emily		VIK						

#### Disqualified - Run 1 (1)

10	22110	2006	U10		FAIRFULL Madeleine		HEM		* 18.07				
----	-------	------	-----	--	--------------------	---	-----	--	---------	--	--	--	--

#### Did Not Start - Run 2 (2)

1	22937	2005	U12		ALEY Lauren		HEM						
13		2004	U12		KING Emily		VIK						

#### Disqualified - Run 2 (1)

11		2007	U10		BUSHELL Grace		NOR	* 17.97					
----	--	------	-----	--	---------------	---	-----	---------	--	--	--	--	--

## EASTERN REGION SNOWSPORTS ASSOCIATION

## SKI CHAMPIONSHIPS 2015 (Hemel)

## Special Slalom - U12's (Girls &amp; Boys)

## ERSA Summer League - Final Ranking - Points

Rank	Bib.	RegNo	Year	Cat	Rank	Name	====	Club	Run 1	Run 2	Time	Points	Perf
<b>==== ERSA Boys ====</b>													
1	53	21197	2004	U12	(1)	URQUHART Aidan		HEM	* 12.51	21.72	<b>12.51</b>	0.00	- 27.07
2	45	21604	2005	U12	(2)	OGDEN Alex		NOR	* 13.07	13.34	<b>13.07</b>	32.23	+ 41.08
3	35	21713	2004	U12	(3)	B EGLIN Thomas		HEM	* 13.11	13.28	<b>13.11</b>	34.53	- 26.76
4	37	22087	2005	U12	(4)	PARKER Travis		NOR	13.45	* 13.14	<b>13.14</b>	36.26	+ 17.05
5	40	22026	2005	U12	(5)	LOUTH Oscar		HEM	* 13.46		<b>13.46</b>	54.68	+ 33.47
6	36	22059	2006	U10	(1)	DADE Jake		NOR	14.11	* 13.70	<b>13.70</b>	68.49	+ 31.28
7	60	22771	2007	U10	(2)	QUINN Charlie		SZR	19.25	* 14.14	<b>14.14</b>	93.81	-
8	43		2006	U10	(3)	SMITH Ben		VIK	* 14.33	14.63	<b>14.33</b>	104.75	+ 51.77
9	65		2006	U10	(4)	PARKES Oliver		HEM	* 14.85	16.10	<b>14.85</b>	134.68	-
10	63	4041	2005	U12	(6)	BEVAN James		WM	15.75	* 15.43	<b>15.43</b>	168.06	-
11	56	22780	2007	U10	(5)	BOODEEA Adam		SZR	15.63	* 15.55	<b>15.55</b>	174.96	- 42.33
12	31		2005	U12	(7)	CHAUHAN Rohan		NOR	16.03	* 15.66	<b>15.66</b>	181.29	+ 108.52
13	34		2007	U10	(6)	SMITH Bradley		VIK	16.82	* 15.94	<b>15.94</b>	197.41	+ 118.48
14	33		2006	U10	(7)	COZENS Samuel		NOR	16.44	* 16.11	<b>16.11</b>	207.19	+ 68.36
15	58	22849	2006	U10	(8)	HODGSON Jacob		LIO	* 16.20	16.65	<b>16.20</b>	212.37	-
16	59		2008	U08	(1)	PARKER Alfie		HEM	* 16.30	17.08	<b>16.30</b>	218.13	-
17	42		2006	U10	(9)	HADINGHAM Alex		NOR	16.92	* 16.81	<b>16.81</b>	247.48	- 51.25
18	41	22673	2007	U10	(10)	ATKINSON Liam		CHT	17.87	* 17.18	<b>17.18</b>	268.78	+ 30.79
18	39		2006	U10	(10)	JELPIDIFOROVA Eric		ESX	17.30	* 17.18	<b>17.18</b>	268.78	- 6.45
20	38		2007	U10	(12)	MITCHELL Kieran		NOR	* 17.30	17.96	<b>17.30</b>	275.68	+ 110.87
21	62		2008	U08	(2)	ORZEL Adam		MID	* 17.38	17.75	<b>17.38</b>	280.29	-
22	47	4164	2008	U08	(3)	KENDAL Noah		WGC	* 17.58		<b>17.58</b>	291.80	-
23	44		2005	U12	(8)	PAGE-BROWNE Adam		WGC	* 18.15	1:08.88	<b>18.15</b>	324.60	+ 172.75
24	46		2009	U08	(4)	BLACKWELL Jasper		TAL	21.92	* 18.91	<b>18.91</b>	368.35	- 29.44
25	61		2004	U12	(9)	FULCHER Lewis		VIK	20.68	* 19.55	<b>19.55</b>	405.18	-
26	57		2008	U08	(5)	BOODEEA Benjamin		SZR	20.78	* 20.22	<b>20.22</b>	443.74	- 178.85
27	66		2009	U08	(6)	PILMORE Oscar		SZR	21.99	* 21.47	<b>21.47</b>	515.68	-
28	64		2009	U08	(7)	PARKES Johnny		HEM	* 23.18	27.94	<b>23.18</b>	614.10	-

## Did Not Start - Run 1 (3)

32			2007	U10		ENGLAND Alfie		ESX					
54			2004	U12		VLAISAVLJEVIC Max		HEM					
55			2004	U12		MARTIN Max		ESX					

## Did Not Start - Run 2 (3)

32			2007	U10		ENGLAND Alfie		ESX					
54			2004	U12		VLAISAVLJEVIC Max		HEM					
55			2004	U12		MARTIN Max		ESX					

## Disqualified - Run 2 (2)

40	22026	2005	U12			LOUTH Oscar		HEM	* 13.46				
47	4164	2008	U08			KENDAL Noah		WGC	* 17.58				

## EASTERN REGION SNOWSPORTS ASSOCIATION

## SKI CHAMPIONSHIPS 2015 (Hemel)

## Special Slalom - U14"s+ (Female &amp; Male)

## ERSA Summer League - Final Ranking - Points

Rank	Bib.	RegNo	Year	Cat	Rank	Name	====	Club	Run 1	Run 2	Time	Points	Perf
------	------	-------	------	-----	------	------	------	------	-------	-------	------	--------	------

## === ERSA Girls and Ladies ===

1	78	20599	2000	U16	(1)	SHERING Nicole		HEM	13.40	* 12.96	<b>12.96</b>	0.00	+ 0.00
2	74	20139	1997	U21	(1)	COE Megan		NOR	13.85	* 13.82	<b>13.82</b>	47.78	+ 45.69
3	81	21219	1999	U18	(1)	DEAN Emily		HEM	* 14.18	14.39	<b>14.18</b>	67.78	+ 22.64
4	77	20339	2000	U16	(2)	BURROUGHS Hannah		NOR	14.85	* 14.58	<b>14.58</b>	90.00	+ 25.40
5	72	22536	2000	U16	(3)	MCLEISH Alice		ESX	15.07	* 14.59	<b>14.59</b>	90.56	- 21.42
6	80	22943	1999	U18	(2)	BLYTH Charlotte		HEM	14.74	* 14.67	<b>14.67</b>	95.00	- 8.96
7	82	22082	2001	U16	(4)	HAWKINS Zara		HEM	15.12	* 14.84	<b>14.84</b>	104.44	+ 17.47
8	75	20337	2001	U16	(5)	SKIPPER Megan		NOR	14.95	* 14.94	<b>14.94</b>	110.00	+ 83.41
9	86	21334	2003	U14	(1)	BOTY Nia		HEM	15.78	* 15.14	<b>15.14</b>	121.11	- 13.21
10	85	22083	2001	U16	(6)	HAWKINS Danielle		HEM	39.06	* 15.18	<b>15.18</b>	123.33	+ 56.49
11	71	19235	1999	U18	(3)	ROYAL Natasha		VIK	15.48	* 15.22	<b>15.22</b>	125.56	+ 90.00
12	105	21521	1996	U21	(2)	CHMIELOWSKA Julia		HEM	* 15.38	15.44	<b>15.38</b>	134.44	+ 36.49
13	73	20742	1971	M23	(1)	SAMPSON Melissa		NOR	16.41	* 15.70	<b>15.70</b>	152.22	+ 56.94
14	83	20767	2000	U16	(7)	WEBSTER Atlanta		NOR	* 15.76	16.19	<b>15.76</b>	155.56	+ 63.43
15	93		2003	U14	(2)	BARDER Katie		HEM	15.92	* 15.83	<b>15.83</b>	159.44	- 64.93
16	90	21925	2003	U14	(3)	MCLEISH Emily		ESX	16.30	* 15.93	<b>15.93</b>	165.00	- 47.00
17	79	20725	2002	U14	(4)	WARMINGTON Harriet		HEM	16.18	* 16.00	<b>16.00</b>	168.89	+ 39.55
18	112	4149	2000	U16	(8)	PARRY Meryn		ESX	16.40	* 16.01	<b>16.01</b>	169.44	-
19	87		2000	U16	(9)	BRADLEY Lydia		HEM	* 16.04	16.07	<b>16.04</b>	171.11	+ 22.48
20	76	22084	2001	U16	(10)	HAWKINS Lily		HEM		* 16.12	<b>16.12</b>	175.56	+ 85.14
21	84		2001	U16	(11)	LEVENE Grace		VIK	16.49	* 16.48	<b>16.48</b>	195.56	+ 94.47
22	91	22515	2003	U14	(5)	SHELLEY Annie		VIK	16.97	* 16.51	<b>16.51</b>	197.22	- 21.33
23	95		2002	U14	(6)	BLYTH Helena		HEM	17.24	* 16.56	<b>16.56</b>	200.00	- 78.30
24	89	21734	2001	U16	(12)	ATKINSON Molly		CHT	* 16.57	16.88	<b>16.57</b>	200.56	+ 9.03
25	88	22179	2003	U14	(7)	HOLMES Abby		NOR	* 16.76	17.52	<b>16.76</b>	211.11	+ 59.57
26	111		2002	U14	(8)	GOULD Lauren		ESX	17.00	* 16.77	<b>16.77</b>	211.67	- 119.40
27	96		2003	U14	(9)	MAWSON Carys		WGC	17.67	* 17.21	<b>17.21</b>	236.11	- 43.59
28	92	22806	2003	U14	(10)	FARROW Ellie		HEM	17.62	* 17.50	<b>17.50</b>	252.22	+ 33.38
29	109		1973	M23	(2)	DE VILLIERS Hayley		HEM	* 18.10	18.21	<b>18.10</b>	285.56	+ 10.80
30	110	21719	2003	U14	(11)	THOMAS Sophie		HEM		* 20.54	<b>20.54</b>	421.11	+ 103.75

## Did Not Start - Run 1 (4)

94			2002	U14		LANDER Izzy		ESX					
106		19739	2002	U14		ROSE Rebecca		SMK					
107		21441	2002	U14		ORCHARD Ellie		HEM					
108		21972	2002	U14		MORGAN Samantha		HEM					

## EASTERN REGION SNOWSPORTS ASSOCIATION

## SKI CHAMPIONSHIPS 2015 (Hemel)

## Special Slalom - U14"s+ (Female &amp; Male)

## ERSA Summer League - Final Ranking - Points

Rank	Bib.	RegNo	Year	Cat	Rank	Name	====	Club	Run 1	Run 2	Time	Points	Perf
------	------	-------	------	-----	------	------	------	------	-------	-------	------	--------	------




## Disqualified - Run 1 (2)

	76	22084	2001	U16		HAWKINS Lily		HEM		* 16.12			
	110	21719	2003	U14		THOMAS Sophie		HEM		* 20.54			

## Did Not Start - Run 2 (4)

	94		2002	U14		LANDER Izzy		ESX					
	106	19739	2002	U14		ROSE Rebecca		SMK					
	107	21441	2002	U14		ORCHARD Ellie		HEM					
	108	21972	2002	U14		MORGAN Samantha		HEM					

## === ERSA Boys and Men ===

1	176	13647	1993	SM1	(1)	THOMPSON Matthew		HEM	11.53	* 11.52	<b>11.52</b>	0.00	- 15.40
2	123	20481	2001	U16	(1)	HUDSON Thomas		NOR	* 12.44	12.61	<b>12.44</b>	57.50	+ 7.33
3	127	18661	1997	U21	(1)	WARMINGTON Richard		HEM	* 12.46	12.64	<b>12.46</b>	58.75	+ 20.29
4	128	19854	1999	U18	(1)	BINGHAM Jonathan		ESX	* 12.53	19.35	<b>12.53</b>	63.13	+ 31.08
5	120	18809	1999	U18	(2)	FENELEY William		NOR	* 12.54		<b>12.54</b>	63.75	+ 4.86
6	178	22009	2001	U16	(2)	APPLETON Byron		HEM	12.95	* 12.61	<b>12.61</b>	68.13	+ 9.27
7	129	21119	1999	U18	(3)	DAVIES Harry		NOR	* 12.69	12.73	<b>12.69</b>	73.13	+ 29.40
8	121	20628	1997	U21	(2)	RICHARDSON Thomas		NOR	13.58	* 12.73	<b>12.73</b>	75.63	+ 64.52
8	118	20293	1996	U21	(2)	CLAYTON Adam		NOR	12.88	* 12.73	<b>12.73</b>	75.63	+ 67.00
10	124	19713	1997	U21	(4)	BOTY Harry		HEM	* 12.87	43.19	<b>12.87</b>	84.38	+ 38.03
11	130		2001	U16	(3)	LONGSTAFF Michael		WGC	* 12.97		<b>12.97</b>	90.63	+ 0.75
12	115	18810	1997	U21	(5)	FENELEY Luke		NOR	13.53	* 13.02	<b>13.02</b>	93.75	+ 77.11
13	179	9129	1968	M23	(1)	URQUHART John		HEM	13.16	* 13.06	<b>13.06</b>	96.25	- 22.57
14	135	20748	2003	U14	(1)	DADE Tommy		NOR	13.38	* 13.07	<b>13.07</b>	96.88	- 16.21
14	125	21691	1999	U18	(4)	LANE Joshua		NOR	13.63	* 13.07	<b>13.07</b>	96.88	+ 21.41
16	122	22166	1999	U18	(5)	HOLMES Thomas		NOR	* 13.10		<b>13.10</b>	98.75	+ 60.54
17	119	20184	2000	U16	(4)	NEWTON William		HEM	13.59	* 13.26	<b>13.26</b>	108.75	+ 30.50
18	136	19855	2002	U14	(2)	BINGHAM Nicholas		ESX	* 13.29	13.44	<b>13.29</b>	110.63	- 4.23
19	148	22306	2003	U14	(3)	TURNER Alfie		HEM	* 13.53	13.53	<b>13.53</b>	125.63	- 58.76
20	202		1999	U18	(6)	COWEN Nicholas		ESX	13.63	* 13.59	<b>13.59</b>	129.38	- 59.73
21	133	13217	1968	M23	(2)	SHARP Anthony		HEM	* 13.64	13.98	<b>13.64</b>	132.50	+ 26.73
22	131	20884	2003	U14	(4)	THOMPSON Joseph		NOR	13.94	* 13.76	<b>13.76</b>	140.00	+ 39.45
23	177	14899	1995	U21	(6)	MERCER Patrick		NOR		* 13.91	<b>13.91</b>	149.38	+ 130.39
24	199	22484	2001	U16	(5)	JINKS Thomas		WM	* 14.01	14.33	<b>14.01</b>	155.63	-
25	183		2001	U16	(6)	MARTIN Joe		ESX	* 14.03	14.34	<b>14.03</b>	156.88	- 57.27
25	137	10596	1963	M23	(3)	BUNTON Paul		HEM	* 14.03	14.22	<b>14.03</b>	156.88	+ 37.30
27	152	21626	1967	M23	(4)	ATKINSON Andrew		CHT	14.27	* 14.08	<b>14.08</b>	160.00	- 80.72
28	138		1965	M23	(5)	SINEY Rick		BAS	* 14.14	14.32	<b>14.14</b>	163.75	+ 43.92
29	186	22827	2003	U14	(5)	BARTLETT Arthur		VIK	* 14.22	14.77	<b>14.22</b>	168.75	- 57.18
30	143	19774	2002	U14	(6)	BARTON Dominic		HEM	14.26	* 14.24	<b>14.24</b>	170.00	+ 16.62
31	157	22088	2003	U14	(7)	FAIRFULL Max		HEM	* 14.26	14.35	<b>14.26</b>	171.25	- 112.63
31	144		1999	U18	(7)	HEARNEY Christopher		NOR	14.37	* 14.26	<b>14.26</b>	171.25	- 0.36
33	190	17468	1961	M23	(6)	GIBB Jim		CHT	* 14.34	14.51	<b>14.34</b>	176.25	- 76.49
34	192		2000	U16	(7)	ISON Seb		HEM	* 14.39	14.54	<b>14.39</b>	179.38	- 83.13
35	151		2003	U14	(8)	REIDY Thomas		HEM	* 14.65		<b>14.65</b>	195.63	- 29.88
36	185		2001	U16	(8)	MARTIN Alex		ESX		* 14.66	<b>14.66</b>	196.25	- 25.12
37	188	21652	1975	M23	(7)	ROBERTSHAW Gavin		SMK	* 14.74	14.78	<b>14.74</b>	201.25	- 38.16





























## EASTERN REGION SNOWSPORTS ASSOCIATION

## SKI CHAMPIONSHIPS 2015 (Hemel)

## Special Slalom - U14"s+ (Female &amp; Male)


## ERSA Summer League - Final Ranking - Points

Rank	Bib.	RegNo	Year	Cat	Rank	Name	====	Club	Run 1	Run 2	Time	Points	Perf
38	142		2000	U16	(9)	STEWARD Oliver		NOR	14.84	* 14.75	<b>14.75</b>	201.88	+ 49.63
39	140		1997	U21	(7)	STEWARD Harry		NOR	15.14	* 14.90	<b>14.90</b>	211.25	+ 73.30
39	134	22220	1966	M23	(8)	HOLMES Peter		NOR	15.05	* 14.90	<b>14.90</b>	211.25	+ 99.90
41	139		1967	M23	(9)	SYDER Mark		NOR	15.12	* 14.95	<b>14.95</b>	214.38	+ 81.56
42	147		2003	U14	(9)	BUSHELL George		NOR	15.26	* 15.00	<b>15.00</b>	217.50	+ 35.00
42	132		1998	U18	(8)	LEVENE Harry		VIK	15.24	* 15.00	<b>15.00</b>	217.50	+ 112.76
44	149		2002	U14	(10)	GOMEZ CLARKE Jamie		NOR	15.98	* 15.05	<b>15.05</b>	220.63	+ 30.64
45	198		1957	M23	(10)	SUZUKI Masahiro		HEM	15.25	* 15.06	<b>15.06</b>	221.25	-
46	153		2001	U16	(10)	HUGHES Thomas		ESX	* 15.11	15.67	<b>15.11</b>	224.38	- 30.34
47	116	21253	1997	U21	(8)	OLIVER Ryan		NOR	15.58	* 15.21	<b>15.21</b>	230.63	+ 142.71
48	141		1998	U18	(9)	SYDER James		NOR	15.76	* 15.23	<b>15.23</b>	231.88	+ 85.09
49	187		1999	U18	(10)	DE VILLIERS Niciolas		HEM	* 15.26	15.92	<b>15.26</b>	233.75	- 0.47
50	145	1539	1966	M23	(11)	GARRETT Mike		NOR	* 15.46	15.67	<b>15.46</b>	246.25	+ 70.70
51	196	20331	2002	U14	(11)	LUCAS Oliver		WM	* 15.47	15.49	<b>15.47</b>	246.88	-
52	195		1967	M23	(12)	KING Alistair		HEM	15.69	* 15.58	<b>15.58</b>	253.75	- 44.82
53	150		2003	U14	(12)	MCANALLY Ewan		WGC	16.30	* 15.60	<b>15.60</b>	255.00	+ 30.60
54	154		2002	U14	(13)	HIGGINS James		NOR	15.81	* 15.65	<b>15.65</b>	258.13	+ 0.86
55	193	21641	2002	U14	(14)	WARNER Hugo		HEM	15.87	* 15.74	<b>15.74</b>	263.75	+ 0.62
56	156		1971	M23	(13)	TURNER Oily		HEM		* 16.02	<b>16.02</b>	281.25	+ 7.86
57	155		2002	U14	(15)	HEYMOZ Daniel		WGC	* 16.03		<b>16.03</b>	281.88	+ 19.98
58	184	41974	1960	M23	(14)	THOMAS Pat		HEM	16.40	* 16.05	<b>16.05</b>	283.13	+ 66.71
59	197	21654	1982	SM1	(2)	IMAMZADE Murat		IMP	* 16.61	16.70	<b>16.61</b>	318.13	-
60	146	22138	1987	SM1	(3)	BELLAMY Edward		NOR	* 16.78	16.93	<b>16.78</b>	328.75	+ 149.78
61	159		1956	M23	(15)	BRADLEY Stephen		HEM	17.64	* 17.47	<b>17.47</b>	371.88	+ 40.46
62	189		2000	U16	(11)	ROGERS Daniel		VIK		* 17.94	<b>17.94</b>	401.25	+ 151.81
63	158		1955	M23	(16)	DANBURY Mike		WGC		* 18.74	<b>18.74</b>	451.25	+ 153.81

## Did Not Start - Run 1 (8)

117	20687	2001	U16	TROUNG Aaron		VIK
126	11915	1984	SM1	TELLING Marc		HEM
180	22183	1973	M23	PHIPPEN Chris		HEM
181		2001	U16	BUTTERS Harvey		VIK
182	22027	2002	U14	ALDRED Samuel		SMK
191	8713	1959	M23	CLARKE Christopher		HEM
194		2002	U14	VLAISAVLJEVIC Zak		HEM
200		1966	M23	MORGAN Robert		HEM

## Disqualified - Run 1 (5)

156		1971	M23	TURNER Oily		HEM	* 16.02
158		1955	M23	DANBURY Mike		WGC	* 18.74
177	14899	1995	U21	MERCER Patrick		NOR	* 13.91
185		2001	U16	MARTIN Alex		ESX	* 14.66
189		2000	U16	ROGERS Daniel		VIK	* 17.94

## Did Not Start - Run 2 (8)

117	20687	2001	U16	TROUNG Aaron		VIK
126	11915	1984	SM1	TELLING Marc		HEM
180	22183	1973	M23	PHIPPEN Chris		HEM
181		2001	U16	BUTTERS Harvey		VIK
182	22027	2002	U14	ALDRED Samuel		SMK
191	8713	1959	M23	CLARKE Christopher		HEM

## EASTERN REGION SNOWSPORTS ASSOCIATION

## SKI CHAMPIONSHIPS 2015 (Hemel)

## Special Slalom - U14"s+ (Female &amp; Male)

## ERSA Summer League - Final Ranking - Points

Rank	Bib.	RegNo	Year	Cat	Rank	Name	====	Club	Run 1	Run 2	Time	Points	Perf
	194		2002	U14		<b>VLASAVLJEVIC Zak</b>		HEM					
	200		1966	M23		<b>MORGAN Robert</b>		HEM					

## Disqualified - Run 2 (5)

	120	18809	1999	U18		<b>FENELEY William</b>		NOR	*	12.54			
	122	22166	1999	U18		<b>HOLMES Thomas</b>		NOR	*	13.10			
	130		2001	U16		<b>LONGSTAFF Michael</b>		WGC	*	12.97			
	151		2003	U14		<b>REIDY Thomas</b>		HEM	*	14.65			
	155		2002	U14		<b>HEYMOZ Daniel</b>		WGC	*	16.03			