



# EASTERN REGION SNOWSPORTS ASSOCIATION

## SKI CHAMPIONSHIPS 2015

### ERSA Championships - Final Ranking (Welwyn)

Rank	Bib.	Year	Cat	Name	Club	HEM	WGC	Total
<b>++ Under 08 - Girls ++</b>								
1	17	2008	U08	JELPIDIFOROVA Valeria	ESX	20.47 (46)	18.21 (29)	38.68

<b>++ Under 08 - Boys ++</b>								
1	47	2008	U08	KENDAL Noah	WGC	17.58 (34)	16.87 (27)	34.45
2	46	2009	U08	BLACKWELL Jasper	TAL	18.91 (38)	18.83 (32)	37.74

<b>++ Under 10 - Girls ++</b>								
1	3	2007	U10	TUTT Holly	HEM	13.63 (8)	14.65 (16)	28.28
2	18	2007	U10	FENNELL Amber	MID	14.28 (12)	14.14 (10)	28.42
3	5	2006	U10	BLACKWELL Lucy	TAL	14.36 (14)	14.49 (15)	28.85
4	15	2006	U10	HOWESON Olivia	HEM	14.55 (15)	14.74 (18)	29.29
5	11	2007	U10	BUSHELL Grace	NOR	17.97 (35)	16.14 (26)	34.11
6	12	2007	U10	COZENS Zoe	NOR	19.88 (42)	17.49 (28)	37.37
7	6	2007	U10	KING Jessica	VIK	20.38 (45)	18.48 (30)	38.86

<b>++ Under 10 - Boys ++</b>								
1	36	2006	U10	DADE Jake	NOR	13.70 (9)	13.12 (4)	26.82
2	43	2006	U10	SMITH Ben	VIK	14.33 (13)	14.20 (11)	28.53
3	34	2007	U10	SMITH Bradley	VIK	15.94 (23)	14.27 (12)	30.21
4	41	2007	U10	ATKINSON Liam	CHT	17.18 (30)	13.61 (7)	30.79
5	33	2006	U10	COZENS Samuel	NOR	16.11 (26)	14.81 (19)	30.92
6	38	2007	U10	MITCHELL Kieran	NOR	17.30 (32)	14.71 (17)	32.01
7	42	2006	U10	HADINGHAM Alex	NOR	16.81 (29)	15.72 (25)	32.53
8	39	2006	U10	JELPIDIFOROVA Eric	ESX	17.18 (30)	15.47 (21)	32.65

<b>++ Under 12 - Girls ++</b>								
1	9	2005	U12	BARTLETT Honor	VIK	13.70 (9)	13.62 (8)	27.32
2	4	2005	U12	MANN Madeleine	VIK	14.69 (16)	13.52 (6)	28.21
3	7	2005	U12	TWEEDY Petra	VIK	15.28 (18)	14.28 (13)	29.56



EASTERN REGION SNOWSPORTS ASSOCIATION  
SKI CHAMPIONSHIPS 2015  
ERSA Championships - Final Ranking (Welwyn)

Rank	Bib.	Year	Cat	Name	Club	HEM	WGC	Total
4	8	2005	U12	ARLOTT Holly	HEM	15.94 (23)	15.37 (20)	31.31
5	2	2004	U12	JONES Charlotte	TAL	15.86 (22)	15.56 (23)	31.42

**++ Under 12 - Boys ++**








1	37	2005	U12	PARKER Travis	NOR	13.14 (4)	12.62 (2)	25.76
2	45	2005	U12	OGDEN Alex	NOR	13.07 (2)	12.78 (3)	25.85
3	40	2005	U12	LOUTH Ocsar	HEM	13.46 (6)	13.35 (5)	26.81
4	31	2005	U12	CHAUHAN Rohan	NOR	15.66 (21)	14.37 (14)	30.03
5	44	2005	U12	PAGE-BROWNE Adam	WGC	18.15 (37)	15.48 (22)	33.63

Technical Delegate

## EASTERN REGION SNOWSPORTS ASSOCIATION

### SKI CHAMPIONSHIPS 2015

#### ERSA Summer League - Final Ranking

Rank	Bib.	RegNo	Year	Cat	Name	====	Club	HEM	WGC	Total
<b>++ Under 14 - Girls ++</b>										
1	86	21334	2003	U14	<b>BOTY Nia</b>		HEM	15.14 (55)	12.20 (48)	27.34
2	79	20725	2002	U14	<b>WARMINGTON Harriet</b>		HEM	16.00 (72)	12.44 (56)	28.44
3	88	22179	2003	U14	<b>HOLMES Abby</b>		NOR	16.76 (84)	12.39 (54)	29.15
4	91	22515	2003	U14	<b>SHELLEY Annie</b>		VIK	16.51 (80)	12.81 (62)	29.32
5	93		2003	U14	<b>BARDER Katie</b>		HEM	15.83 (70)	13.63 (75)	29.46
6	95		2002	U14	<b>BLYTH Helena</b>		HEM	16.56 (81)	13.20 (69)	29.76
7	96		2003	U14	<b>MAWSON Carys</b>		WGC	17.21 (87)	13.28 (71)	30.49

#### ++ Under 14 - Boys ++


1	135	20748	2003	U14	<b>DADE Tommy</b>		NOR	13.07 (15)	11.00 (20)	24.07
2	136	19855	2002	U14	<b>BINGHAM Nicholas</b>		ESX	13.29 (19)	11.10 (22)	24.39
3	131	20884	2003	U14	<b>THOMPSON Joseph</b>		NOR	13.76 (23)	11.08 (21)	24.84
4	148	22306	2003	U14	<b>TURNER Alfie</b>		HEM	13.53 (20)	12.25 (50)	25.78
5	147		2003	U14	<b>BUSHELL George</b>		NOR	15.00 (50)	11.46 (31)	26.46
6	151		2003	U14	<b>REIDY Thomas</b>		HEM	14.65 (40)	12.44 (56)	27.09
7	149		2002	U14	<b>GOMEZ CLARKE Jamie</b>		NOR	15.05 (52)	12.41 (55)	27.46
8	154		2002	U14	<b>HIGGINS James</b>		NOR	15.65 (66)	12.00 (44)	27.65
9	155		2002	U14	<b>HEYMOZ Daniel</b>		WGC	16.03 (75)	12.32 (52)	28.35
10	150		2003	U14	<b>MCANALLY Ewan</b>		WGC	15.60 (65)	12.88 (63)	28.48

#### ++ Under 16 - Girls ++

1	78	20599	2000	U16	<b>SHERING Nicole</b>		HEM	12.96 (11)	10.12 (7)	23.08
2	77	20339	2000	U16	<b>BURROUGHS Hannah</b>		NOR	14.58 (38)	11.26 (27)	25.84
3	75	20337	2001	U16	<b>SKIPPER Megan</b>		NOR	14.94 (48)	11.18 (25)	26.12
4	72	22536	2000	U16	<b>MCLEISH Alice</b>		ESX	14.59 (39)	11.98 (43)	26.57
5	85	22083	2001	U16	<b>HAWKINS Danielle</b>		HEM	15.18 (56)	11.95 (42)	27.13
6	82	22082	2001	U16	<b>HAWKINS Zara</b>		HEM	14.84 (45)	12.30 (51)	27.14
7	83	20767	2000	U16	<b>WEBSTER Atlanta</b>		NOR	15.76 (69)	12.08 (46)	27.84
8	76	22084	2001	U16	<b>HAWKINS Lily</b>		HEM	16.12 (78)	12.55 (59)	28.67
9	84		2001	U16	<b>LEVENE Grace</b>		VIK	16.48 (79)	12.77 (61)	29.25
10	87		2000	U16	<b>BRADLEY Lydia</b>		HEM	16.04 (76)	13.22 (70)	29.26

Rank	Bib.	RegNo	Year	Cat	Name	====	Club	HEM	WGC	Total
------	------	-------	------	-----	------	------	------	-----	-----	-------

**++ Under 16 - Boys ++**

1	123	20481	2001	U16	HUDSON Thomas		NOR	12.44 (2)	10.39 (10)	22.83
2	130		2001	U16	LONGSTAFF Michael		WGC	12.97 (12)	10.87 (18)	23.84
3	119	20184	2000	U16	NEWTON William		HEM	13.26 (18)	10.78 (17)	24.04
4	142		2000	U16	STEWART Oliver		NOR	14.75 (44)	11.29 (28)	26.04

**++ Under 18 - Girls ++**

1	81	21219	1999	U18	DEAN Emily		HEM	14.18 (31)	12.15 (47)	26.33
2	71	19235	1999	U18	ROYAL Natasha		VIK	15.22 (58)	11.12 (23)	26.34
3	80	22943	1999	U18	BLYTH Charlotte		HEM	14.67 (42)	12.45 (58)	27.12

**++ Under 18 - Boys ++**

1	120	18809	1999	U18	FENELEY William		NOR	12.54 (5)	10.11 (6)	22.65
2	129	21119	1999	U18	DAVIES Harry		NOR	12.69 (7)	10.04 (5)	22.73
3	128	19854	1999	U18	BINGHAM Jonathan		ESX	12.53 (4)	10.23 (8)	22.76
4	122	22166	1999	U18	HOLMES Thomas		NOR	13.10 (17)	10.01 (4)	23.11
5	125	21691	1999	U18	LANE Joshua		NOR	13.07 (15)	10.24 (9)	23.31
6	144		1999	U18	HEARNEY Christopher		NOR	14.26 (34)	11.14 (24)	25.40
7	132		1998	U18	LEVENE Harry		VIK	15.00 (50)	11.44 (29)	26.44
8	141		1998	U18	SYDER James		NOR	15.23 (59)	12.37 (53)	27.60

**++ Under 21 - Ladies ++**

1	74	20139	1997	U21	COE Megan		NOR	13.82 (24)	10.43 (11)	24.25
---	----	-------	------	-----	-----------	---	-----	------------	------------	-------

**++ Under 21 - Men ++**











1	118	20293	1996	U21	CLAYTON Adam		NOR	12.73 (8)	9.60 (1)	22.33
2	121	20628	1997	U21	RICHARDSON Thomas		NOR	12.73 (8)	9.98 (3)	22.71
3	115	18810	1997	U21	FENELEY Luke		NOR	13.02 (13)	9.71 (2)	22.73
4	127	18661	1997	U21	WARMINGTON Richard		HEM	12.46 (3)	10.61 (12)	23.07
5	124	19713	1997	U21	BOTY Harry		HEM	12.87 (10)	10.68 (14)	23.55
6	116	21253	1997	U21	OLIVER Ryan		NOR	15.21 (57)	11.60 (35)	26.81
7	140		1997	U21	STEWART Harry		NOR	14.90 (46)	12.22 (49)	27.12

**++ Senior/Masters 1 - Men ++**

1	146	22138	1987	SM1	BELLAMY Edward		NOR	16.78 (86)	13.11 (66)	29.89
---	-----	-------	------	-----	----------------	---	-----	------------	------------	-------

**++ Masters 2/Masters 3 - Ladies ++**

1	73	20742	1971	M23	SAMPSON Melissa		NOR	15.70 (67)	12.72 (60)	28.42
---	----	-------	------	-----	-----------------	---	-----	------------	------------	-------

Rank	Bib.	RegNo	Year	Cat	Name	====	Club	HEM	WGC	Total
<b>++ Masters 2/Masters 3 - Men ++</b>										
1	152	21626	1967	M23	ATKINSON Andrew		CHT	14.08 (29)	10.75 (16)	24.83
2	137	10596	1963	M23	BUNTON Paul		CHT	14.03 (27)	11.25 (26)	25.28
3	133	13217	1968	M23	SHARP Anthony		HEM	13.64 (22)	11.78 (41)	25.42
4	138		1965	M23	SINEY Rick		BAS	14.14 (30)	12.01 (45)	26.15
5	134	22220	1966	M23	HOLMES Peter		NOR	14.90 (46)	11.58 (34)	26.48
6	139		1967	M23	SYDER Mark		NOR	14.95 (49)	11.64 (37)	26.59
7	145	1539	1966	M23	GARRETT Mike		NOR	15.46 (62)	13.57 (74)	29.03
8	156		1971	M23	TURNER Oily		HEM	16.02 (74)	14.24 (77)	30.26
9	159		1956	M23	BRADLEY Stephen		HEM	17.47 (88)	15.01 (78)	32.48
10	158		1955	M23	DANBURY Mike		WGC	18.74 (92)	14.03 (76)	32.77