

EASTERN REGION SNOWSPORTS ASSOCIATION

SKI CHAMPIONSHIPS 2015 (Welwyn)

Special Slalom - U12's (Girls & Boys)

ERSA Championships - Final Ranking (Welwyn)

Rank	Bib.	Year	Cat	Name	Club	Run 1	Run 2	Run 3	Time
++ Under 08 - Girls ++									
1	21	2008	U08	BUNTON Aimee	CHT	* 15.58		* 16.63	32.21
2	17	2008	U08	JELPIDIFOROVA Valeria	ESX	* 18.21	19.45	* 19.41	37.62
3	22	2009	U08	HADDEN Amelia	ESX	* 19.58	* 19.37	21.07	38.95

Did Not Start - Run 1 (1)

	20	2009	U08	BRZESKA Margaret	CHT				
--	----	------	-----	------------------	-----	--	--	--	--

Did Not Start - Run 2 (1)

	20	2009	U08	BRZESKA Margaret	CHT				
--	----	------	-----	------------------	-----	--	--	--	--

Disqualified - Run 2 (1)

	21	2008	U08	BUNTON Aimee	CHT	* 15.58		* 16.63	
--	----	------	-----	--------------	-----	---------	--	---------	--

Did Not Start - Run 3 (1)

	20	2009	U08	BRZESKA Margaret	CHT				
--	----	------	-----	------------------	-----	--	--	--	--

++ Under 08 - Boys ++

1	47	2008	U08	KENDAL Noah	WGC	* 16.87	* 17.05	17.12	33.92
2	51	2008	U08	MINTON-LEE Frankie	WGC	19.63	* 18.56	* 18.89	37.45
3	46	2009	U08	BLACKWELL Jasper	TAL	* 22.02	50.44	* 18.83	40.85

++ Under 10 - Girls ++

1	18	2007	U10	FENNELL Amber	MID		* 14.18	* 14.14	28.32
2	5	2006	U10	BLACKWELL Lucy	TAL	* 14.76	15.03	* 14.49	29.25
3	15	2006	U10	HOWESON Olivia	HEM	14.83	* 14.78	* 14.74	29.52
4	3	2007	U10	TUTT Holly	HEM	18.27	* 15.19	* 14.65	29.84
5	11	2007	U10	BUSHELL Grace	NOR	16.61	* 16.14	* 16.39	32.53
6	12	2007	U10	COZENS Zoe	NOR	* 17.49	* 17.58	18.56	35.07
7	6	2007	U10	KING Jessica	VIK	* 18.48	* 20.56	20.58	39.04

Did Not Start - Run 1 (3)

	10	2006	U10	FAIRFULL Madeleine	HEM				
--	----	------	-----	--------------------	-----	--	--	--	--

EASTERN REGION SNOWSPORTS ASSOCIATION

SKI CHAMPIONSHIPS 2015 (Welwyn)

Special Slalom - U12's (Girls & Boys)

ERSA Championships - Final Ranking (Welwyn)

Rank	Bib.	Year	Cat	Name	Club	Run 1	Run 2	Run 3	Time
	16	2007	U10	FARROW Isla	HEM				
	19	2007	U10	BRZESKA Wanda	BRO				

Disqualified - Run 1 (1)

	18	2007	U10	FENNELL Amber	MID		* 14.18	* 14.14	
--	----	------	-----	---------------	-----	--	---------	---------	--

Did Not Start - Run 2 (3)

	10	2006	U10	FAIRFULL Madeleine	HEM				
	16	2007	U10	FARROW Isla	HEM				
	19	2007	U10	BRZESKA Wanda	BRO				

Did Not Start - Run 3 (3)

	10	2006	U10	FAIRFULL Madeleine	HEM				
	16	2007	U10	FARROW Isla	HEM				
	19	2007	U10	BRZESKA Wanda	BRO				

++ Under 10 - Boys ++

1	36	2006	U10	DADE Jake	NOR	* 13.28	* 13.12	14.48	26.40
2	41	2007	U10	ATKINSON Liam	CHT	* 13.98	* 13.61	14.28	27.59
3	43	2006	U10	SMITH Ben	VIK	* 14.20		* 14.35	28.55
4	34	2007	U10	SMITH Bradley	VIK	* 14.27	21.06	* 14.67	28.94
5	33	2006	U10	COZENS Samuel	NOR	* 14.92	* 14.81	16.00	29.73
6	38	2007	U10	MITCHELL Kieran	NOR	18.84	* 14.71	* 15.58	30.29
7	39	2006	U10	JELPIDIFOROVA Eric	ESX	* 15.47	* 15.55	15.69	31.02
8	42	2006	U10	HADINGHAM Alex	NOR	41.14	* 15.72	* 18.07	33.79
9	52	2007	U10	CHILDS Scott	WGC	* 20.51	21.85	* 20.16	40.67

Did Not Start - Run 1 (1)

	32	2007	U10	ENGLAND Alfie	ESX				
--	----	------	-----	---------------	-----	--	--	--	--

Did Not Start - Run 2 (1)

	32	2007	U10	ENGLAND Alfie	ESX				
--	----	------	-----	---------------	-----	--	--	--	--

Disqualified - Run 2 (1)

	43	2006	U10	SMITH Ben	VIK	* 14.20		* 14.35	
--	----	------	-----	-----------	-----	---------	--	---------	--

Did Not Start - Run 3 (1)

	32	2007	U10	ENGLAND Alfie	ESX				
--	----	------	-----	---------------	-----	--	--	--	--

++ Under 12 - Girls ++

1	9	2005	U12	BARTLETT Honor	VIK	14.27	* 13.62	* 13.83	27.45
2	4	2005	U12	MANN Madeleine	VIK	* 14.15	14.26	* 13.52	27.67
3	7	2005	U12	TWEEDY Petra	VIK	* 14.28	14.41	* 14.28	28.56
4	2	2004	U12	JONES Charlotte	TAL	19.70	* 15.56	* 15.73	31.29

EASTERN REGION SNOWSPORTS ASSOCIATION

SKI CHAMPIONSHIPS 2015 (Welwyn)

Special Slalom - U12's (Girls & Boys)

ERSA Championships - Final Ranking (Welwyn)

Rank	Bib.	Year	Cat	Name	Club	Run 1	Run 2	Run 3	Time
5	8	2005	U12	ARLOTT Holly	HEM	* 15.37	24.65	* 16.69	32.06

Did Not Start - Run 1 (3)

1	2005	U12	ALEY Lauren	HEM
13	2004	U12	KING Emily	VIK
14	2004	U12	HUGHES Sophie	ESX

Did Not Start - Run 2 (3)

1	2005	U12	ALEY Lauren	HEM
13	2004	U12	KING Emily	VIK
14	2004	U12	HUGHES Sophie	ESX

Did Not Start - Run 3 (3)

1	2005	U12	ALEY Lauren	HEM
13	2004	U12	KING Emily	VIK
14	2004	U12	HUGHES Sophie	ESX

++ Under 12 - Boys ++

1	37	2005	U12	PARKER Travis	NOR	* 12.83	* 12.62	13.10	25.45
2	48	2005	U12	BUNTON Ryan	HEM		* 12.92	* 12.59	25.51
3	45	2005	U12	OGDEN Alex	NOR	* 12.78	* 12.89	13.05	25.67
4	40	2005	U12	LOUTH Ocsar	HEM	* 13.35	15.41	* 13.98	27.33
5	49	2005	U12	WALES Jonathan	NOR	28.14	* 14.26	* 13.91	28.17
6	31	2005	U12	CHAUHAN Rohan	NOR		* 14.51	* 14.37	28.88
7	44	2005	U12	PAGE-BROWNE Adam	WGC	* 15.48	* 15.76	16.07	31.24

Did Not Start - Run 1 (2)

35	2004	U12	B EGLIN Thomas	HEM
50	2005	U12	KILPATRICK Maxwell	HEM

Did Not Finish - Run 1 (1)

48	2005	U12	BUNTON Ryan	HEM		* 12.92	* 12.59
----	------	-----	-------------	-----	--	---------	---------

Disqualified - Run 1 (1)

31	2005	U12	CHAUHAN Rohan	NOR		* 14.51	* 14.37
----	------	-----	---------------	-----	--	---------	---------

Did Not Start - Run 2 (2)

35	2004	U12	B EGLIN Thomas	HEM
50	2005	U12	KILPATRICK Maxwell	HEM

Did Not Start - Run 3 (2)

35	2004	U12	B EGLIN Thomas	HEM
50	2005	U12	KILPATRICK Maxwell	HEM





Technical Delegate

EASTERN REGION SNOWSPORTS ASSOCIATION





SKI CHAMPIONSHIPS 2015

Special Slalom - U14's+ (Female & Male)

ERSA Championships - Final Ranking (Welwyn)

Rank	Bib.	Year	Cat	Name	Club	====	Run 1	Run 2	Run 3	Time
++ Under 14 - Girls ++										
1	86	2003	U14	BOTY Nia	HEM		12.57	* 12.20	* 12.29	24.49
2	88	2003	U14	HOLMES Abby	NOR		12.88	* 12.39	* 12.43	24.82
3	79	2002	U14	WARMINGTON Harriet	HEM		12.60	* 12.59	* 12.44	25.03
4	91	2003	U14	SHELLEY Annie	VIK		* 12.81	12.86	* 12.87	25.68
5	103	2002	U14	SHELLEY Madeline	VIK		13.43	* 12.94	* 13.28	26.22
6	95	2002	U14	BLYTH Helena	HEM		* 13.20		* 13.20	26.40
7	96	2003	U14	MAWSON Carys	WGC		14.36	* 13.79	* 13.28	27.07
8	93	2003	U14	BARDER Katie	HEM			* 13.69	* 13.63	27.32
9	104	2003	U14	CUTHBERT Tia	VIK		* 17.16	17.34	* 17.35	34.51





Did Not Start - Run 1 (4)

90	2003	U14	MCLEISH Emily	ESX	
92	2003	U14	FARROW Ellie	HEM	
94	2002	U14	LANDER Izzy	ESX	
101	2002	U14	TURNER Beth	VIK	

Disqualified - Run 1 (1)

93	2003	U14	BARDER Katie	HEM		* 13.69	* 13.63
----	------	-----	--------------	-----	---	---------	---------





Did Not Start - Run 2 (4)

90	2003	U14	MCLEISH Emily	ESX	
92	2003	U14	FARROW Ellie	HEM	
94	2002	U14	LANDER Izzy	ESX	
101	2002	U14	TURNER Beth	VIK	

Disqualified - Run 2 (1)

95	2002	U14	BLYTH Helena	HEM		* 13.20	* 13.20
----	------	-----	--------------	-----	---	---------	---------

Did Not Start - Run 3 (4)













90	2003	U14	MCLEISH Emily	ESX	
92	2003	U14	FARROW Ellie	HEM	
94	2002	U14	LANDER Izzy	ESX	
101	2002	U14	TURNER Beth	VIK	

EASTERN REGION SNOWSPORTS ASSOCIATION




SKI CHAMPIONSHIPS 2015

Special Slalom - U14's+ (Female & Male)

ERSA Championships - Final Ranking (Welwyn)

Rank	Bib.	Year	Cat	Name	Club	====	Run 1	Run 2	Run 3	Time
++ Under 14 - Boys ++										
1	135	2003	U14	DADE Tommy	NOR		11.29	* 11.28	* 11.00	22.28
2	136	2002	U14	BINGHAM Nicholas	ESX		11.22	* 11.21	* 11.10	22.31
3	131	2003	U14	THOMPSON Joseph	NOR		* 11.43	11.55	* 11.08	22.51
4	147	2003	U14	BUSHELL George	NOR		* 11.89	29.05	* 11.46	23.35
5	175	2003	U14	TUBBS Charlie	TSN		* 11.88	11.99	* 11.50	23.38
6	165	2003	U14	NEWTON Charlie	HEM		11.92	* 11.88	* 11.62	23.50
7	154	2002	U14	HIGGINS James	NOR			* 12.05	* 12.00	24.05
8	148	2003	U14	TURNER Alfie	HEM		12.50	* 12.25	* 12.25	24.50
9	151	2003	U14	REIDY Thomas	HEM		12.58	* 12.49	* 12.44	24.93
10	155	2002	U14	HEYMOZ Daniel	WGC		12.48	* 12.32	* 13.35	25.67
11	150	2003	U14	MCANALLY Ewan	WGC			* 12.88	* 12.94	25.82
12	172	2003	U14	WILLIAMS Elliot	WGC			* 13.90	* 13.56	27.46




Did Not Start - Run 1 (3)

143	2002	U14	BARTON Dominic	HEM	
157	2003	U14	FAIRFULL Max	HEM	
170	2002	U14	ROUTLEDGE Sebastian	WGC	

Disqualified - Run 1 (4)

149	2002	U14	GOMEZ CLARKE Jamie	NOR				* 12.41
150	2003	U14	MCANALLY Ewan	WGC			* 12.88	* 12.94
154	2002	U14	HIGGINS James	NOR			* 12.05	* 12.00
172	2003	U14	WILLIAMS Elliot	WGC			* 13.90	* 13.56




Did Not Start - Run 2 (3)

143	2002	U14	BARTON Dominic	HEM	
157	2003	U14	FAIRFULL Max	HEM	
170	2002	U14	ROUTLEDGE Sebastian	WGC	








Disqualified - Run 2 (1)

149	2002	U14	GOMEZ CLARKE Jamie	NOR				* 12.41
-----	------	-----	--------------------	-----	---	--	--	---------

Did Not Start - Run 3 (3)

143	2002	U14	BARTON Dominic	HEM	
157	2003	U14	FAIRFULL Max	HEM	
170	2002	U14	ROUTLEDGE Sebastian	WGC	

++ Under 16 - Girls ++





1	78	2000	U16	SHERING Nicole	HEM		10.64	* 10.45	* 10.12	20.57
2	75	2001	U16	SKIPPER Megan	NOR		11.38	* 11.23	* 11.18	22.41
3	77	2000	U16	BURROUGHS Hannah	NOR		11.35	* 11.33	* 11.26	22.59
4	72	2000	U16	MCLEISH Alice	ESX		12.55	* 12.19	* 11.98	24.17
5	85	2001	U16	HAWKINS Danielle	HEM		* 12.36		* 11.95	24.31
6	83	2000	U16	WEBSTER Atlanta	NOR		12.64	* 12.08	* 12.28	24.36
7	82	2001	U16	HAWKINS Zara	HEM		* 12.49		* 12.30	24.79

EASTERN REGION SNOWSPORTS ASSOCIATION

SKI CHAMPIONSHIPS 2015

Special Slalom - U14's+ (Female & Male)

ERSA Championships - Final Ranking (Welwyn)

Rank	Bib.	Year	Cat	Name	Club	====	Run 1	Run 2	Run 3	Time
8	76	2001	U16	HAWKINS Lily	HEM		13.08	* 12.61	* 12.55	25.16
9	84	2001	U16	LEVENE Grace	VIK		13.19	* 12.97	* 12.77	25.74
10	102	2001	U16	HACKETT Layla	VIK		* 13.80		* 13.08	26.88
11	87	2000	U16	BRADLEY Lydia	HEM		* 13.22	13.51	* 13.84	27.06

Did Not Start - Run 1 (1)

	89	2001	U16	ATKINSON Molly	CHT					
--	----	------	-----	----------------	-----	---	--	--	--	--



Did Not Start - Run 2 (1)

	89	2001	U16	ATKINSON Molly	CHT					
--	----	------	-----	----------------	-----	---	--	--	--	--

Did Not Finish - Run 2 (1)

	102	2001	U16	HACKETT Layla	VIK		* 13.80		* 13.08	
--	-----	------	-----	---------------	-----	---	---------	--	---------	--









Disqualified - Run 2 (2)

	82	2001	U16	HAWKINS Zara	HEM		* 12.49		* 12.30	
	85	2001	U16	HAWKINS Danielle	HEM		* 12.36		* 11.95	

Did Not Start - Run 3 (1)

	89	2001	U16	ATKINSON Molly	CHT					
--	----	------	-----	----------------	-----	---	--	--	--	--

++ Under 16 - Boys ++

1	123	2001	U16	HUDSON Thomas	NOR		10.75	* 10.43	* 10.39	20.82
2	163	2000	U16	WALES Joe	NOR		11.08	* 10.68	* 10.66	21.34
3	119	2000	U16	NEWTON William	HEM		11.06	* 10.78	* 10.82	21.60
4	130	2001	U16	LONGSTAFF Michael	WGC		* 11.11	11.13	* 10.87	21.98
5	162	2000	U16	THOMPSON Connor	VIK		11.50	* 11.48	* 10.96	22.44
6	142	2000	U16	STEWART Oliver	NOR		* 11.50	11.59	* 11.29	22.79
7	164	2001	U16	HADDEN Alexander	ESX		11.70	* 11.56	* 11.45	23.01
8	167	2001	U16	MCCABE-ABEL Maximus	VIK		11.75	* 11.55	* 11.49	23.04
9	166	2000	U16	WARSOP Rowan	NOR		* 11.66	11.74	* 11.77	23.43

Did Not Start - Run 1 (4)

	117	2001	U16	TROUNG Aaron	VIK					
	153	2001	U16	HUGHES Thomas	ESX					
	171	2001	U16	REYNOLDS Joshua Michael	NOR					
	174	2001	U16	STONE Thomas	VIK					

Did Not Start - Run 2 (4)

	117	2001	U16	TROUNG Aaron	VIK					
	153	2001	U16	HUGHES Thomas	ESX					
	171	2001	U16	REYNOLDS Joshua Michael	NOR					
	174	2001	U16	STONE Thomas	VIK					

Did Not Start - Run 3 (4)




	117	2001	U16	TROUNG Aaron	VIK					
--	-----	------	-----	--------------	-----	---	--	--	--	--

EASTERN REGION SNOWSPORTS ASSOCIATION

SKI CHAMPIONSHIPS 2015

Special Slalom - U14's+ (Female & Male)



ERSA Championships - Final Ranking (Welwyn)

Rank	Bib.	Year	Cat	Name	Club	====	Run 1	Run 2	Run 3	Time
	153	2001	U16	HUGHES Thomas	ESX					
	171	2001	U16	REYNOLDS Joshua Michael	NOR					
	174	2001	U16	STONE Thomas	VIK					



++ Under 18 - Girls ++

1	71	1999	U18	ROYAL Natasha	VIK		11.55	* 11.27	* 11.12	22.39
2	97	1999	U18	MCCABE-ABEL Scarlett	VIK		12.05	* 11.67	* 11.65	23.32
3	99	1999	U18	TUBBS Jessica	TSN		12.15	* 11.69	* 11.82	23.51
4	81	1999	U18	DEAN Emily	HEM		12.96	* 12.49	* 12.15	24.64
5	80	1999	U18	BLYTH Charlotte	HEM		12.75	* 12.45	* 12.49	24.94



Did Not Start - Run 1 (2)

	98	1999	U18	HAWES Claudie	NOR					
	100	1999	U18	TURNER Lucy-May	VIK					










Did Not Start - Run 2 (2)

	98	1999	U18	HAWES Claudie	NOR					
	100	1999	U18	TURNER Lucy-May	VIK					

Did Not Start - Run 3 (2)

	98	1999	U18	HAWES Claudie	NOR					
	100	1999	U18	TURNER Lucy-May	VIK					

++ Under 18 - Boys ++

1	122	1999	U18	HOLMES Thomas	NOR		10.40	* 10.08	* 10.01	20.09
2	129	1999	U18	DAVIES Harry	NOR		10.24	* 10.07	* 10.04	20.11
3	120	1999	U18	FENELEY William	NOR		10.42	* 10.19	* 10.11	20.30
4	128	1999	U18	BINGHAM Jonathan	ESX		10.47	* 10.23	* 10.24	20.47
5	125	1999	U18	LANE Joshua	NOR		10.75	* 10.24	* 10.35	20.59
6	161	1999	U18	CHILDS Lewis	WGC		11.01	* 10.71	* 10.92	21.63
7	144	1999	U18	HEARNEY Christopher	NOR		11.45	* 11.14	* 11.48	22.62
8	132	1998	U18	LEVENE Harry	VIK		11.75	* 11.44	* 11.73	23.17
9	141	1998	U18	SYDER James	NOR		* 12.37	12.68	* 12.39	24.76

Did Not Start - Run 1 (1)

	160	1998	U18	BRESKAL Bailey	WGC					
--	-----	------	-----	----------------	-----	---	--	--	--	--

Did Not Start - Run 2 (1)

	160	1998	U18	BRESKAL Bailey	WGC					
--	-----	------	-----	----------------	-----	---	--	--	--	--

Did Not Start - Run 3 (1)

	160	1998	U18	BRESKAL Bailey	WGC					
--	-----	------	-----	----------------	-----	---	--	--	--	--

EASTERN REGION SNOWSPORTS ASSOCIATION

SKI CHAMPIONSHIPS 2015

Special Slalom - U14's+ (Female & Male)









ERSA Championships - Final Ranking (Welwyn)

Rank	Bib.	Year	Cat	Name	Club	====	Run 1	Run 2	Run 3	Time
------	------	------	-----	------	------	------	-------	-------	-------	------

++ Under 21 - Ladies ++

1	74	1997	U21	COE Megan	NOR		10.74	* 10.46	* 10.43	20.89
---	----	------	-----	-----------	-----	---	-------	---------	---------	-------

++ Under 21 - Men ++

1	118	1996	U21	CLAYTON Adam	NOR		9.87	* 9.73	* 9.60	19.33
2	115	1997	U21	FENELEY Luke	NOR		10.39	* 9.77	* 9.71	19.48
3	121	1997	U21	RICHARDSON Thomas	NOR		10.18	* 9.98	* 10.01	19.99
4	127	1997	U21	WARMINGTON Richard	HEM		10.85	* 10.61	* 10.69	21.30
5	124	1997	U21	BOTY Harry	HEM		* 10.71	10.80	* 10.68	21.39
6	116	1997	U21	OLIVER Ryan	NOR		11.75	* 11.68	* 11.60	23.28
7	140	1997	U21	STEWARD Harry	NOR		* 12.22	39.08	* 13.26	25.48
8	168	1996	U21	CUTHBERT Daryl	VIK		13.62	* 13.11	* 13.27	26.38

++ Senior/Masters 1 - Men ++

1	146	1987	SM1	BELLAMY Edward	NOR		13.78	* 13.42	* 13.11	26.53
---	-----	------	-----	----------------	-----	--	-------	---------	---------	-------

Did Not Start - Run 1 (1)

126	1984	SM1	TELLING Marc	HEM						
-----	------	-----	--------------	-----	---	--	--	--	--	--

Did Not Start - Run 2 (1)

126	1984	SM1	TELLING Marc	HEM						
-----	------	-----	--------------	-----	---	--	--	--	--	--

Did Not Start - Run 3 (1)

126	1984	SM1	TELLING Marc	HEM						
-----	------	-----	--------------	-----	---	--	--	--	--	--

++ Masters 2/Masters 3 - Ladies ++

1	73	1971	M23	SAMPSON Melissa	NOR		13.39	* 12.85	* 12.72	25.57
---	----	------	-----	-----------------	-----	---	-------	---------	---------	-------

++ Masters 2/Masters 3 - Men ++



1	152	1967	M23	ATKINSON Andrew	CHT		11.35	* 11.26	* 10.75	22.01
2	137	1963	M23	BUNTON Paul	CHT		* 11.77	11.79	* 11.25	23.02
3	134	1966	M23	HOLMES Peter	NOR		* 11.78	11.98	* 11.58	23.36
4	139	1967	M23	SYDER Mark	NOR		* 11.64	11.86	* 11.85	23.49
5	133	1968	M23	SHARP Anthony	HEM			* 11.85	* 11.78	23.63
6	138	1965	M23	SINEY Rick	BAS		* 12.01		* 12.25	24.26
7	169	1941	M23	SMITH Michael	BAS		* 13.39	13.88	* 13.14	26.53
8	145	1966	M23	GARRETT Mike	NOR		14.03	* 13.95	* 13.57	27.52
9	201	1960	M23	CAMPBELL Stephen	WGC		14.85	* 14.44	* 13.47	27.91
10	158	1955	M23	DANBURY Mike	WGC		14.84	* 14.03	* 14.51	28.54
11	156	1971	M23	TURNER Oily	HEM		15.05	* 14.24	* 14.71	28.95

EASTERN REGION SNOWSPORTS ASSOCIATION


SKI CHAMPIONSHIPS 2015

Special Slalom - U14's+ (Female & Male)

ERSA Championships - Final Ranking (Welwyn)

Rank	Bib.	Year	Cat	Name	Club	====	Run 1	Run 2	Run 3	Time
12	159	1956	M23	BRADLEY Stephen	HEM		15.39	* 15.11	* 15.01	30.12
13	173	1951	M23	COOPER Douglas	NOR		15.26	* 15.16	* 1:30.19	1:45.35

Did Not Finish - Run 1 (1)

	133	1968	M23	SHARP Anthony	HEM			* 11.85	* 11.78	
--	-----	------	-----	---------------	-----	---	--	---------	---------	--

Disqualified - Run 2 (1)

	138	1965	M23	SINEY Rick	BAS		* 12.01		* 12.25	
--	-----	------	-----	------------	-----	--	---------	--	---------	--

Technical Delegate