

# EASTERN REGION SNOWSPORTS ASSOCIATION

## SKI CHAMPIONSHIPS 2015 (Welwyn)

### Special Slalom - U12's (Girls & Boys)

### ERSA Summer League - Final Ranking - Points

Rank	Bib.	RegNo	Year	Cat	(Rank)	Name	====	Club	Run 1	Run 2	Run 3	Time	Points	Perf
<b>==== ERSA Girls ====</b>														
1	9	22825	2005	U12	(1)	BARTLETT Honor		VIK	14.27	* 13.62	* 13.83	<b>27.45</b>	0.00	+ 26.40
2	4		2005	U12	(2)	MANN Madeleine		VIK	* 14.15	14.26	* 13.52	<b>27.67</b>	5.77	+ 23.23
3	18	22729	2007	U10	(1)	FENNEL Amber		MID		* 14.18	* 14.14	<b>28.32</b>	22.82	-
4	7	22861	2005	U12	(3)	TWEEDY Petra		VIK	* 14.28	14.41	* 14.28	<b>28.56</b>	29.11	- 16.47
5	5	22930	2006	U10	(2)	BLACKWELL Lucy		TAL	* 14.76	15.03	* 14.49	<b>29.25</b>	47.21	+ 23.26
6	15		2006	U10	(3)	HOWESON Olivia		HEM	14.83	* 14.78	* 14.74	<b>29.52</b>	54.30	+ 11.79
7	3	22892	2007	U10	(4)	TUTT Holly		HEM	18.27	* 15.19	* 14.65	<b>29.84</b>	62.69	+ 6.11
8	2		2004	U12	(4)	JONES Charlotte		TAL	19.70	* 15.56	* 15.73	<b>31.29</b>	100.72	- 0.80
9	8	22900	2005	U12	(5)	ARLOTT Holly		HEM	* 15.37	24.65	* 16.69	<b>32.06</b>	120.92	+ 0.28
10	21		2008	U08	(1)	BUNTON Aimee		CHT	* 15.58		* 16.63	<b>32.21</b>	124.85	- 35.85
11	11		2007	U10	(5)	BUSHELL Grace		NOR	16.61	* 16.14	* 16.39	<b>32.53</b>	133.25	- 28.05
12	12		2007	U10	(6)	COZENS Zoe		NOR	* 17.49	* 17.58	18.56	<b>35.07</b>	199.87	- 25.13
13	17		2008	U08	(2)	JELPIDIFOROVA Valeria		ESX	* 18.21	19.45	* 19.41	<b>37.62</b>	266.75	- 289.01
14	22		2009	U08	(3)	HADDEN Amelia		ESX	* 19.58	* 19.37	21.07	<b>38.95</b>	301.64	- 140.11
15	6		2007	U10	(7)	KING Jessica		VIK	* 18.48	* 20.56	20.58	<b>39.04</b>	304.00	+ 8.30

#### Did Not Start - Run 1 (7)

1	22937	2005	U12	ALEY Lauren		HEM
10	22110	2006	U10	FAIRFULL Madeleine		HEM
13		2004	U12	KING Emily		VIK
14		2004	U12	HUGHES Sophie		ESX
16		2007	U10	FARROW Isla		HEM
19	22823	2007	U10	BRZESKA Wanda		BRO
20		2009	U08	BRZESKA Margaret		CHT

#### Disqualified - Run 1 (1)

18	22729	2007	U10	FENNEL Amber		MID	* 14.18	* 14.14
----	-------	------	-----	--------------	--	-----	---------	---------

#### Did Not Start - Run 2 (7)

1	22937	2005	U12	ALEY Lauren		HEM
10	22110	2006	U10	FAIRFULL Madeleine		HEM
13		2004	U12	KING Emily		VIK
14		2004	U12	HUGHES Sophie		ESX
16		2007	U10	FARROW Isla		HEM
19	22823	2007	U10	BRZESKA Wanda		BRO
20		2009	U08	BRZESKA Margaret		CHT

#### Disqualified - Run 2 (1)








21		2008	U08	BUNTON Aimee		CHT	* 15.58	* 16.63
----	--	------	-----	--------------	--	-----	---------	---------

EASTERN REGION SNOWSPORTS ASSOCIATION


















SKI CHAMPIONSHIPS 2015 (Welwyn)

Special Slalom - U12's (Girls & Boys)

ERSA Summer League - Final Ranking - Points

Rank	Bib.	RegNo	Year	Cat	(Rank) Name	====	Club	Run 1	Run 2	Run 3	Time	Points	Perf
<b>Did Not Start - Run 3 (7)</b>													
1	22937	2005	U12		ALEY Lauren		HEM						
10	22110	2006	U10		FAIRFULL Madeleine		HEM						
13		2004	U12		KING Emily		VIK						
14		2004	U12		HUGHES Sophie		ESX						
16		2007	U10		FARROW Isla		HEM						
19	22823	2007	U10		BRZESKA Wanda		BRO						
20		2009	U08		BRZESKA Margaret		CHT						

==== ERSA Boys ====

1	37	22087	2005	U12	(1) PARKER Travis		NOR	* 12.83	* 12.62	13.10	<b>25.45</b>	0.00	- 11.57
2	48	21649	2005	U12	(2) BUNTON Ryan		HEM		* 12.92	* 12.59	<b>25.51</b>	1.70	- 4.05
3	45	21604	2005	U12	(3) OGDEN Alex		NOR	* 12.78	* 12.89	13.05	<b>25.67</b>	6.22	+ 22.71
4	36	22059	2006	U10	(1) DADE Jake		NOR	* 13.28	* 13.12	14.48	<b>26.40</b>	26.88	- 2.69
5	40	22026	2005	U12	(4) LOUTH Ocsar		HEM	* 13.35	15.41	* 13.98	<b>27.33</b>	53.19	+ 39.62
6	41	22673	2007	U10	(2) ATKINSON Liam		CHT	* 13.98	* 13.61	14.28	<b>27.59</b>	60.54	- 169.81
7	49		2005	U12	(5) WALES Jonathan		NOR	28.14	* 14.26	* 13.91	<b>28.17</b>	76.95	+ 23.75
8	43		2006	U10	(3) SMITH Ben		VIK	* 14.20		* 14.35	<b>28.55</b>	87.70	+ 42.36
9	31		2005	U12	(6) CHAUHAN Rohan		NOR		* 14.51	* 14.37	<b>28.88</b>	97.04	+ 31.91
10	34		2007	U10	(4) SMITH Bradley		VIK	* 14.27	21.06	* 14.67	<b>28.94</b>	98.73	+ 27.44
11	33		2006	U10	(5) COZENS Samuel		NOR	* 14.92	* 14.81	16.00	<b>29.73</b>	121.08	- 10.11
12	38		2007	U10	(6) MITCHELL Kieran		NOR	18.84	* 14.71	* 15.58	<b>30.29</b>	136.93	- 20.24
13	39		2006	U10	(7) JELPIDIFOROVA Eric		ESX	* 15.47	* 15.55	15.69	<b>31.02</b>	157.58	- 110.01
14	44		2005	U12	(7) PAGE-BROWNE Adam		WGC	* 15.48	* 15.76	16.07	<b>31.24</b>	163.80	+ 19.59
15	42		2006	U10	(8) HADINGHAM Alex		NOR	41.14	* 15.72	* 18.07	<b>33.79</b>	235.94	- 55.15
16	47	4164	2008	U08	(1) KENDAL Noah		WGC	* 16.87	* 17.05	17.12	<b>33.92</b>	239.62	-
17	51		2008	U08	(2) MINTON-LEE Frankie		WGC	19.63	* 18.56	* 18.89	<b>37.45</b>	339.49	- 7.35
18	52		2007	U10	(9) CHILDS Scott		WGC	* 20.51	21.85	* 20.16	<b>40.67</b>	430.59	- 64.39
19	46		2009	U08	(3) BLACKWELL Jasper		TAL	* 22.02	50.44	* 18.83	<b>40.85</b>	435.68	+ 45.53

Did Not Start - Run 1 (3)

32		2007	U10		ENGLAND Alfie		ESX						
35	21713	2004	U12		B EGLIN Thomas		HEM						
50		2005	U12		KILPATRICK Maxwell		HEM						

Did Not Finish - Run 1 (1)

48	21649	2005	U12		BUNTON Ryan		HEM		* 12.92	* 12.59			
----	-------	------	-----	--	-------------	---	-----	--	---------	---------	--	--	--

Disqualified - Run 1 (1)

31		2005	U12		CHAUHAN Rohan		NOR		* 14.51	* 14.37			
----	--	------	-----	--	---------------	---	-----	--	---------	---------	--	--	--

Did Not Start - Run 2 (3)

32		2007	U10		ENGLAND Alfie		ESX						
35	21713	2004	U12		B EGLIN Thomas		HEM						
50		2005	U12		KILPATRICK Maxwell		HEM						



Disqualified - Run 2 (1)

43		2006	U10		SMITH Ben		VIK	* 14.20		* 14.35			
----	--	------	-----	--	-----------	---	-----	---------	--	---------	--	--	--

Did Not Start - Run 3 (3)

32		2007	U10		ENGLAND Alfie		ESX						
----	--	------	-----	--	---------------	---	-----	--	--	--	--	--	--

**EASTERN REGION SNOWSPORTS ASSOCIATION**  
**SKI CHAMPIONSHIPS 2015 (Welwyn)**  
**Special Slalom - U12's (Girls & Boys)**  
**ERSA Summer League - Final Ranking - Points**

Rank	Bib.	RegNo	Year	Cat	(Rank) Name	====	Club	Run 1	Run 2	Run 3	Time	Points	Perf
	35	21713	2004	U12	<b>B EGLIN Thomas</b>		HEM						
	50		2005	U12	<b>KILPATRICK Maxwell</b>		HEM						

# EASTERN REGION SNOWSPORTS ASSOCIATION

## SKI CHAMPIONSHIPS 2015

### Special Slalom - U14's+ (Female & Male)

### ERSA Summer League - Final Ranking - Points

Rank	Bib.	RegNo	Year	Cat	(Rank)	Name	====	Club	Run 1	Run 2	Run 3	Time	Points	Perf
<b>=== ERSA Girls and Ladies ===</b>														
1	78	20599	2000	U16	(1)	SHERING Nicole		HEM	10.64	* 10.45	* 10.12	<b>20.57</b>	0.00	+ 2.82
2	74	20139	1997	U21	(1)	COE Megan		NOR	10.74	* 10.46	* 10.43	<b>20.89</b>	11.20	+ 11.93
3	71	19235	1999	U18	(1)	ROYAL Natasha		VIK	11.55	* 11.27	* 11.12	<b>22.39</b>	63.70	+ 30.96
4	75	20337	2001	U16	(2)	SKIPPER Megan		NOR	11.38	* 11.23	* 11.18	<b>22.41</b>	64.40	+ 40.63
5	77	20339	2000	U16	(3)	BURROUGHS Hannah		NOR	11.35	* 11.33	* 11.26	<b>22.59</b>	70.70	+ 8.92
6	97		1999	U18	(2)	MCCABE-ABEL Scarlett		VIK	12.05	* 11.67	* 11.65	<b>23.32</b>	96.26	+ 19.16
7	99		1999	U18	(3)	TUBBS Jessica		TSN	12.15	* 11.69	* 11.82	<b>23.51</b>	102.91	- 30.33
8	72	22536	2000	U16	(4)	MCLEISH Alice		ESX	12.55	* 12.19	* 11.98	<b>24.17</b>	126.01	+ 16.85
9	85	22083	2001	U16	(5)	HAWKINS Danielle		HEM	* 12.36		* 11.95	<b>24.31</b>	130.91	+ 66.89
10	83	20767	2000	U16	(6)	WEBSTER Atlanta		NOR	12.64	* 12.08	* 12.28	<b>24.36</b>	132.66	+ 43.35
11	86	21334	2003	U14	(1)	BOTY Nia		HEM	12.57	* 12.20	* 12.29	<b>24.49</b>	137.21	+ 5.71
12	81	21219	1999	U18	(4)	DEAN Emily		HEM	12.96	* 12.49	* 12.15	<b>24.64</b>	142.46	+ 100.14
13	82	22082	2001	U16	(7)	HAWKINS Zara		HEM	* 12.49		* 12.30	<b>24.79</b>	147.71	+ 63.56
14	88	22179	2003	U14	(2)	HOLMES Abby		NOR	12.88	* 12.39	* 12.43	<b>24.82</b>	148.76	+ 0.04
15	80	22943	1999	U18	(5)	BLYTH Charlotte		HEM	12.75	* 12.45	* 12.49	<b>24.94</b>	152.96	+ 51.82
16	79	20725	2002	U14	(3)	WARMINGTON Harriet		HEM	12.60	* 12.59	* 12.44	<b>25.03</b>	156.11	+ 29.59
17	76	22084	2001	U16	(8)	HAWKINS Lily		HEM	13.08	* 12.61	* 12.55	<b>25.16</b>	160.66	+ 73.06
18	73	20742	1971	M23	(1)	SAMPSON Melissa		NOR	13.39	* 12.85	* 12.72	<b>25.57</b>	175.01	+ 82.55
19	91	22515	2003	U14	(4)	SHELLEY Annie		VIK	* 12.81	12.86	* 12.87	<b>25.68</b>	178.86	- 36.87
20	84		2001	U16	(9)	LEVENE Grace		VIK	13.19	* 12.97	* 12.77	<b>25.74</b>	180.96	+ 82.69
21	103		2002	U14	(5)	SHELLEY Madeline		VIK	13.43	* 12.94	* 13.28	<b>26.22</b>	197.76	- 31.70
22	95		2002	U14	(6)	BLYTH Helena		HEM	* 13.20		* 13.20	<b>26.40</b>	204.06	- 71.42
23	102		2001	U16	(10)	HACKETT Layla		VIK	* 13.80		* 13.08	<b>26.88</b>	220.87	+ 43.41
24	87		2000	U16	(11)	BRADLEY Lydia		HEM	* 13.22	13.51	* 13.84	<b>27.06</b>	227.17	+ 81.36
25	96		2003	U14	(7)	MAWSON Carys		WGC	14.36	* 13.79	* 13.28	<b>27.07</b>	227.52	- 49.36
26	93		2003	U14	(8)	BARDER Katie		HEM		* 13.69	* 13.63	<b>27.32</b>	236.27	+ 14.72
27	104		2003	U14	(9)	CUTHBERT Tia		VIK	* 17.16	17.34	* 17.35	<b>34.51</b>	487.93	- 25.63

#### Did Not Start - Run 1 (7)

89	21734	2001	U16		ATKINSON Molly		CHT							
90	21925	2003	U14		MCLEISH Emily		ESX							
92	22806	2003	U14		FARROW Ellie		HEM							
94		2002	U14		LANDER Izzy		ESX							
98		1999	U18		HAWES Claudie		NOR							
100		1999	U18		TURNER Lucy-May		VIK							
101		2002	U14		TURNER Beth		VIK							

#### Disqualified - Run 1 (1)

93		2003	U14		BARDER Katie		HEM		* 13.69	* 13.63				
----	--	------	-----	--	--------------	---	-----	--	---------	---------	--	--	--	--

## EASTERN REGION SNOWSPORTS ASSOCIATION

## SKI CHAMPIONSHIPS 2015

## Special Slalom - U14's+ (Female &amp; Male)

## ERSA Summer League - Final Ranking - Points

Rank	Bib.	RegNo	Year	Cat	(Rank)	Name	====	Club	Run 1	Run 2	Run 3	Time	Points	Perf
------	------	-------	------	-----	--------	------	------	------	-------	-------	-------	------	--------	------

## Did Not Start - Run 2 (7)

89	21734	2001	U16			ATKINSON Molly		CHT						
90	21925	2003	U14			MCLEISH Emily		ESX						
92	22806	2003	U14			FARROW Ellie		HEM						
94		2002	U14			LANDER Izzy		ESX						
98		1999	U18			HAWES Claudie		NOR						
100		1999	U18			TURNER Lucy-May		VIK						
101		2002	U14			TURNER Beth		VIK						

## Did Not Finish - Run 2 (1)

102		2001	U16			HACKETT Layla		VIK	* 13.80		* 13.08			
-----	--	------	-----	--	--	---------------	--	-----	---------	--	---------	--	--	--

## Disqualified - Run 2 (3)

82	22082	2001	U16			HAWKINS Zara		HEM	* 12.49		* 12.30			
85	22083	2001	U16			HAWKINS Danielle		HEM	* 12.36		* 11.95			
95		2002	U14			BLYTH Helena		HEM	* 13.20		* 13.20			

## Did Not Start - Run 3 (7)

89	21734	2001	U16			ATKINSON Molly		CHT						
90	21925	2003	U14			MCLEISH Emily		ESX						
92	22806	2003	U14			FARROW Ellie		HEM						
94		2002	U14			LANDER Izzy		ESX						
98		1999	U18			HAWES Claudie		NOR						
100		1999	U18			TURNER Lucy-May		VIK						
101		2002	U14			TURNER Beth		VIK						

## === ERSА Boys and Men ===

1	118	20293	1996	U21	(1)	CLAYTON Adam		NOR	9.87	* 9.73	* 9.60	<b>19.33</b>	0.00	+ 2.60
2	115	18810	1997	U21	(2)	FENELEY Luke		NOR	10.39	* 9.77	* 9.71	<b>19.48</b>	5.59	+ 0.18
3	121	20628	1997	U21	(3)	RICHARDSON Thomas		NOR	10.18	* 9.98	* 10.01	<b>19.99</b>	24.58	+ 24.70
4	122	22166	1999	U18	(1)	HOLMES Thomas		NOR	10.40	* 10.08	* 10.01	<b>20.09</b>	28.31	+ 1.33
5	129	21119	1999	U18	(2)	DAVIES Harry		NOR	10.24	* 10.07	* 10.04	<b>20.11</b>	29.05	- 3.45
6	120	18809	1999	U18	(3)	FENELEY William		NOR	10.42	* 10.19	* 10.11	<b>20.30</b>	36.13	- 11.53
7	128	19854	1999	U18	(4)	BINGHAM Jonathan		ESX	10.47	* 10.23	* 10.24	<b>20.47</b>	42.46	+ 21.64
8	125	21691	1999	U18	(5)	LANE Joshua		NOR	10.75	* 10.24	* 10.35	<b>20.59</b>	46.93	- 17.31
9	123	20481	2001	U16	(1)	HUDSON Thomas		NOR	10.75	* 10.43	* 10.39	<b>20.82</b>	55.50	+ 16.56
10	127	18661	1997	U21	(4)	WARMINGTON Richard		HEM	10.85	* 10.61	* 10.69	<b>21.30</b>	73.38	+ 46.15
11	163		2000	U16	(2)	WALES Joe		NOR	11.08	* 10.68	* 10.66	<b>21.34</b>	74.87	- 26.24
12	124	19713	1997	U21	(5)	BOTY Harry		HEM	* 10.71	10.80	* 10.68	<b>21.39</b>	76.73	+ 41.61
13	119	20184	2000	U16	(3)	NEWTON William		HEM	11.06	* 10.78	* 10.82	<b>21.60</b>	84.55	+ 17.53
14	161		1999	U18	(6)	CHILDS Lewis		WGC	11.01	* 10.71	* 10.92	<b>21.63</b>	85.67	+ 8.16
15	130		2001	U16	(4)	LONGSTAFF Michael		WGC	* 11.11	11.13	* 10.87	<b>21.98</b>	98.71	+ 20.06
16	152	21626	1967	M23	(1)	ATKINSON Andrew		CHT	11.35	* 11.26	* 10.75	<b>22.01</b>	99.82	- 129.67
17	135	20748	2003	U14	(1)	DADE Tommy		NOR	11.29	* 11.28	* 11.00	<b>22.28</b>	109.88	+ 8.02
18	136	19855	2002	U14	(2)	BINGHAM Nicholas		ESX	11.22	* 11.21	* 11.10	<b>22.31</b>	111.00	+ 7.37
19	162		2000	U16	(5)	THOMPSON Connor		VIK	11.50	* 11.48	* 10.96	<b>22.44</b>	115.84	+ 31.70
20	131	20884	2003	U14	(3)	THOMPSON Joseph		NOR	* 11.43	11.55	* 11.08	<b>22.51</b>	118.45	+ 29.13
21	144		1999	U18	(7)	HEARNEY Christopher		NOR	11.45	* 11.14	* 11.48	<b>22.62</b>	122.55	- 37.83
22	142		2000	U16	(6)	STEWART Oliver		NOR	* 11.50	11.59	* 11.29	<b>22.79</b>	128.88	- 12.14
23	164	21875	2001	U16	(7)	HADDEN Alexander		ESX	11.70	* 11.56	* 11.45	<b>23.01</b>	137.07	+ 12.94
24	137	10596	1963	M23	(2)	BUNTON Paul		CHT	* 11.77	11.79	* 11.25	<b>23.02</b>	137.44	+ 29.09
25	167		2001	U16	(8)	MCCABE-ABEL Maximus		VIK	11.75	* 11.55	* 11.49	<b>23.04</b>	138.19	- 20.20



## EASTERN REGION SNOWSPORTS ASSOCIATION

## SKI CHAMPIONSHIPS 2015

## Special Slalom - U14's+ (Female &amp; Male)

## ERSA Summer League - Final Ranking - Points

Rank	Bib.	RegNo	Year	Cat	(Rank)	Name	====	Club	Run 1	Run 2	Run 3	Time	Points	Perf
26	132		1998	U18	(8)	LEVENE Harry		VIK	11.75 *	11.44 *	11.73 *	<b>23.17</b>	143.03	+ 49.52
27	116	21253	1997	U21	(6)	OLIVER Ryan		NOR	11.75 *	11.68 *	11.60 *	<b>23.28</b>	147.13	+ 70.44
28	147		2003	U14	(4)	BUSHELL George		NOR	* 11.89	29.05	* 11.46	<b>23.35</b>	149.74	- 21.53
29	134	22220	1966	M23	(3)	HOLMES Peter		NOR	* 11.78	11.98	* 11.58	<b>23.36</b>	150.11	+ 49.99
30	175		2003	U14	(5)	TUBBS Charlie		TSN	* 11.88	11.99	* 11.50	<b>23.38</b>	150.85	-
31	166		2000	U16	(9)	WARSOP Rowan		NOR	* 11.66	11.74	* 11.77	<b>23.43</b>	152.72	+ 0.18
32	139		1967	M23	(4)	SYDER Mark		NOR	* 11.64	11.86	* 11.85	<b>23.49</b>	154.95	+ 33.36
33	165	21194	2003	U14	(6)	NEWTON Charlie		HEM	11.92 *	11.88 *	11.62 *	<b>23.50</b>	155.32	+ 13.93
34	133	13217	1968	M23	(5)	SHARP Anthony		HEM		* 11.85	* 11.78	<b>23.63</b>	160.17	+ 65.63
35	154		2002	U14	(7)	HIGGINS James		NOR		* 12.05	* 12.00	<b>24.05</b>	175.81	- 70.23
36	138		1965	M23	(6)	SINEY Rick		BAS	* 12.01		* 12.25	<b>24.26</b>	183.63	+ 75.03
37	148	22306	2003	U14	(8)	TURNER Alfie		HEM	12.50 *	12.25 *	12.25 *	<b>24.50</b>	192.57	+ 19.41
38	141		1998	U18	(9)	SYDER James		NOR	* 12.37	12.68	* 12.39	<b>24.76</b>	202.26	+ 66.70
39	151		2003	U14	(9)	REIDY Thomas		HEM	12.58 *	12.49 *	12.44 *	<b>24.93</b>	208.59	- 5.69
40	140		1997	U21	(7)	STEWART Harry		NOR	* 12.22	39.08	* 13.26	<b>25.48</b>	229.07	+ 102.35
41	155		2002	U14	(10)	HEYMOZ Daniel		WGC	12.48 *	12.32 *	13.35	<b>25.67</b>	236.15	- 14.52
42	150		2003	U14	(11)	MCANALLY Ewan		WGC		* 12.88	* 12.94	<b>25.82</b>	241.74	+ 28.57
43	168	1253	1996	U21	(8)	CUTHBERT Daryl		VIK	13.62 *	13.11 *	13.27	<b>26.38</b>	262.60	+ 98.31
44	169	1080	1941	M23	(7)	SMITH Michael		BAS	* 13.39	13.88	* 13.14	<b>26.53</b>	268.18	+ 85.41
44	146	22138	1987	SM1	(1)	BELLAMY Edward		NOR	13.78 *	13.42 *	13.11	<b>26.53</b>	268.18	+ 100.44
46	172		2003	U14	(12)	WILLIAMS Elliot		WGC		* 13.90	* 13.56	<b>27.46</b>	302.82	+ 14.36
47	145	1539	1966	M23	(8)	GARRETT Mike		NOR	14.03 *	13.95 *	13.57	<b>27.52</b>	305.06	+ 140.74
48	201		1960	M23	(9)	CAMPBELL Stephen		WGC	14.85 *	14.44 *	13.47	<b>27.91</b>	319.59	- 25.14
49	158		1955	M23	(10)	DANBURY Mike		WGC	14.84 *	14.03 *	14.51	<b>28.54</b>	343.05	+ 56.84
50	156		1971	M23	(11)	TURNER Oilly		HEM	15.05 *	14.24 *	14.71	<b>28.95</b>	358.32	+ 96.16
51	159		1956	M23	(12)	BRADLEY Stephen		HEM	15.39 *	15.11 *	15.01	<b>30.12</b>	401.90	+ 81.71
52	173		1951	M23	(13)	COOPER Douglas		NOR	15.26 *	15.16 *	1:30.19	<b>1:45.35</b>	3204.06	+ 2914.23

## Did Not Start - Run 1 (9)

117	20687	2001	U16		TROUNG Aaron		VIK
126	11915	1984	SM1		TELLING Marc		HEM
143	19774	2002	U14		BARTON Dominic		HEM
153		2001	U16		HUGHES Thomas		ESX
157	22088	2003	U14		FAIRFULL Max		HEM
160	21218	1998	U18		BRESKAL Bailey		WGC
170		2002	U14		ROUTLEDGE Sebastian		WGC
171		2001	U16		REYNOLDS Joshua Michael		NOR
174		2001	U16		STONE Thomas		VIK

## Did Not Finish - Run 1 (1)

133	13217	1968	M23		SHARP Anthony		HEM	* 11.85	* 11.78
-----	-------	------	-----	--	---------------	--	-----	---------	---------

## Disqualified - Run 1 (4)

149		2002	U14		GOMEZ CLARKE Jamie		NOR		* 12.41
150		2003	U14		MCANALLY Ewan		WGC	* 12.88	* 12.94
154		2002	U14		HIGGINS James		NOR	* 12.05	* 12.00
172		2003	U14		WILLIAMS Elliot		WGC	* 13.90	* 13.56

## Did Not Start - Run 2 (9)

117	20687	2001	U16		TROUNG Aaron		VIK
126	11915	1984	SM1		TELLING Marc		HEM
143	19774	2002	U14		BARTON Dominic		HEM
153		2001	U16		HUGHES Thomas		ESX
157	22088	2003	U14		FAIRFULL Max		HEM
160	21218	1998	U18		BRESKAL Bailey		WGC

## EASTERN REGION SNOWSPORTS ASSOCIATION

## SKI CHAMPIONSHIPS 2015

## Special Slalom - U14's+ (Female &amp; Male)



## ERSA Summer League - Final Ranking - Points

Rank	Bib.	RegNo	Year	Cat	(Rank) Name	====	Club	Run 1	Run 2	Run 3	Time	Points	Perf
	170		2002	U14	<b>ROUTLEDGE Sebastian</b>		WGC						
	171		2001	U16	<b>REYNOLDS Joshua Michael</b>		NOR						
	174		2001	U16	<b>STONE Thomas</b>		VIK						

## Disqualified - Run 2 (2)

	138		1965	M23	<b>SINEY Rick</b>		BAS	* 12.01		* 12.25			
	149		2002	U14	<b>GOMEZ CLARKE Jamie</b>		NOR			* 12.41			

## Did Not Start - Run 3 (9)

	117	20687	2001	U16	<b>TROUNG Aaron</b>		VIK						
	126	11915	1984	SM1	<b>TELLING Marc</b>		HEM						
	143	19774	2002	U14	<b>BARTON Dominic</b>		HEM						
	153		2001	U16	<b>HUGHES Thomas</b>		ESX						
	157	22088	2003	U14	<b>FAIRFULL Max</b>		HEM						
	160	21218	1998	U18	<b>BRESKAL Bailey</b>		WGC						
	170		2002	U14	<b>ROUTLEDGE Sebastian</b>		WGC						
	171		2001	U16	<b>REYNOLDS Joshua Michael</b>		NOR						
	174		2001	U16	<b>STONE Thomas</b>		VIK						