

ERSA Schools Championship Event 2016

Supported by Snowsport England

Special Slalom

=== JUNIORS ===

ERSA Schools Championship Event 2016 - Final Ranking

Rank	Bib.	Yr	Cat	Rank	Name	Team	====	Run 1	Run 2	Time
++ Under 10 - Girls ++										
1	21	4	U10	(1)	BUSHELL Grace	St Augustines RC Primary		17.61	* 16.78	16.78
2	26	3	U10	(2)	JELPIDIROV Valeria	Hamilton Primary Sch. A		18.95		18.95
3	43	4	U10	(3)	CHILDS Hannah	Ipswich Prep B		20.71	* 20.23	20.23
4	10	4	U10	(4)	SMITH Kate	Ipswich Prep		21.09	* 20.32	20.32
5	110	3	U10	(5)	KING Jessica	Littlegarth Sch. A		20.95	* 20.58	20.58
6	30	3	U10	(6)	FOX India	Norwich Sch. B		22.25	* 20.94	20.94
7	42	4	U10	(7)	CASKIE Alice	Ipswich Prep B		* 21.07	23.62	21.07
8	102	4	U10	(8)	WORSFOLD Evelyn	Ipswich High Sch. A		23.34	* 21.16	21.16
9	84	4	U10	(9)	KEARNEY Erin	Littlegarth Sch. B		21.94	* 21.40	21.40
10	35	4	U10	(10)	SARKAR Anna	St Michael's Sch. B		24.86	* 23.49	23.49
11	15	4	U10	(11)	LINCOLN Imogen	Norwich High Sch. for Girls		24.17	* 24.08	24.08
12	103	3	U10	(12)	PAUL Millie	Ipswich High Sch. A		25.61	* 24.15	24.15
13	32	3	U10	(13)	HARROD Florianna	Norwich Sch. B		* 24.77	24.88	24.77
14	40	4	U10	(14)	SHEPHERD Matilda	Ipswich Prep B		* 25.74	25.86	25.74
15	39	4	U10	(15)	THOMAS Sophia	St Michael's Sch. C		* 25.75	28.62	25.75
16	27	3	U10	(16)	TAYLOR Amelie	Hamilton Primary Sch. A		27.85	* 25.82	25.82
17	31	3	U10	(17)	HARDEN Mirabelle	Norwich Sch. B		28.30	* 26.78	26.78
18	98	3	U10	(18)	CONNOLD Jemima	Abbot's Hill Prep A		28.28	* 27.17	27.17
19	41	4	U10	(19)	WOODS Sophie	Ipswich Prep B		29.85	* 27.86	27.86

Disqualified - Run 2 (1)

26	3	U10		JELPIDIROV Valeria	Hamilton Primary Sch. A					
----	---	-----	--	--------------------	-------------------------	--	--	--	--	--

++ Under 10 - Boys ++

1	20	3	U10	(1)	SMITH Bradley	Somersham Primary		16.08	* 15.93	15.93
2	8	4	U10	(2)	TOMS Harry	Herington House Sch.		* 16.35	16.63	16.35
3	47	4	U10	(3)	WOOD George	Ipswich Prep A		* 17.26	17.46	17.26
4	23	3	U10	(4)	FRANCIS Jude	Stonham Aspal Primary Sch.		17.43	* 17.30	17.30
5	17	4	U10	(5)	MANN Ralph	Orwell Park Sch.		* 17.74		17.74
6	131	4	U10	(6)	O'SHEA Sam	Norwich Sch. A		* 18.52	20.59	18.52
7	37	4	U10	(7)	TOUMBAS Michael	St Michael's Sch. C		19.33	* 18.58	18.58
8	11	4	U10	(8)	WALKER Matthew	Nayland Primary Sch.		18.91	* 18.61	18.61
9	5	4	U10	(9)	GRAY George	Berkhamsted		19.99	* 19.30	19.30
10	48	4	U10	(10)	BENTLY Thomas	Littlegarth Sch. C		* 19.86	20.52	19.86
10	44	3	U10	(10)	KEARTON Joe	Ipswich Prep A		20.54	* 19.86	19.86
12	4	3	U10	(12)	GRAY Lawson	Berkhamsted		20.99	* 20.15	20.15

Rank	Bib.	Yr	Cat	Rank	Name	Team	====	Run 1	Run 2	Time
13	33	3	U10	(13)	MCCARDEL Tristan	Norwich Sch. B		* 20.58	21.43	20.58
14	49	4	U10	(14)	BOATWRIGHT Isaac	Littlegarth Sch. C		22.08	* 21.41	21.41
15	9	4	U10	(15)	EVERS Jack	Holmwood House Sch.		* 21.44	40.19	21.44
16	52	4	U10	(16)	MACAULEY Hugh	Littlegarth Sch. D		* 21.54		21.54
17	50	4	U10	(17)	LAW Harry	Littlegarth Sch. C		* 21.59	36.30	21.59
18	34	4	U10	(18)	PENNECK Alexander	St Michael's Sch. B		23.81	* 21.65	21.65
19	54	4	U10	(19)	KEARNEY Finn	Littlegarth Sch. D		22.10	* 21.80	21.80
20	46	4	U10	(20)	MITCHEM Digby	Ipswich Prep A		24.25	* 21.91	21.91
21	45	4	U10	(21)	O'TOOLE Ted	Ipswich Prep A		23.56	* 22.63	22.63
22	51	4	U10	(22)	NEWCOMB Sam	Littlegarth Sch. C		* 23.92	24.71	23.92
23	28	3	U10	(23)	WHITLEY Stanley	Hamilton Primary Sch. A		25.83	* 25.54	25.54
24	53	4	U10	(24)	WOOLDRIDGE Benjamin	Littlegarth Sch. D		27.23	* 26.54	26.54
25	36	4	U10	(25)	CAMMIDGE Ned	St Michael's Sch. B		28.37	* 27.29	27.29
26	29	3	U10	(26)	SULLY Dylan	Hamilton Primary Sch. A		30.02	* 27.71	27.71
27	38	4	U10	(27)	GAMMA Rafael	St Michael's Sch. C		31.02	* 30.22	30.22

Did Not Start - Run 1 (1)

55	4	U10			HYAMS Charles	Littlegarth Sch. D				
----	---	-----	--	--	---------------	--------------------	---	--	--	--

Disqualified - Run 1 (1)

17	4	U10			MANN Ralph	Orwell Park Sch.				
----	---	-----	--	--	------------	------------------	---	--	--	--



















Did Not Start - Run 2 (1)

55	4	U10			HYAMS Charles	Littlegarth Sch. D				
----	---	-----	--	--	---------------	--------------------	---	--	--	--

Disqualified - Run 2 (1)

52	4	U10			MACAULEY Hugh	Littlegarth Sch. D				
----	---	-----	--	--	---------------	--------------------	---	--	--	--

++ Under 12 - Girls ++

1	13	5	U12	(1)	MARTIN Juliette	New Hall Sch.		16.37	* 16.00	16.00
2	87	5	U12	(2)	VENABLES Phoebe	St Helens Primary Sch.		* 16.77	17.04	16.77
3	105	6	U12	(3)	PITT Ella	Ipswich High Sch. B		18.68	* 17.67	17.67
4	137	5	U12	(4)	HOOK Ciel	Avenues Junior School		* 17.75	18.44	17.75
5	14	6	U12	(5)	LINCOLN Isabel	Norwich High Sch. for Girls		20.03	* 18.74	18.74
6	70	6	U12	(6)	PERRY Georgie	Howe Green House A		* 19.26	19.69	19.26
7	3	6	U12	(7)	SAUNDERS Mackenzi	Bealings Sch.		20.24	* 19.43	19.43
8	24	6	U12	(8)	DAY Laila	Trimley St Mary Sch.		20.04	* 19.47	19.47
9	109	6	U12	(9)	MAGUIRE Mia	Littlegarth Sch. A		22.32	* 19.66	19.66
10	107	6	U12	(10)	VICOS Amelia	Littlegarth Sch. A		* 19.68		19.68
11	96	6	U12	(11)	CONNOLD Rosie	Abbot's Hill Prep A		* 19.72	20.41	19.72
12	97	5	U12	(12)	BELL Matilda	Abbot's Hill Prep A		21.48	* 19.75	19.75
13	71	5	U12	(13)	CHILDS Sophie	Ipswich Prep C		21.34	* 19.84	19.84
14	106	6	U12	(14)	DUFF Amber	Ipswich High Sch. B		21.06	* 20.15	20.15
15	104	6	U12	(15)	EMMERSON Niamh	Ipswich High Sch. B		21.82	* 20.21	20.21
16	69	6	U12	(16)	PERRY Charlotte	Howe Green House A		20.86	* 20.53	20.53
17	99	5	U12	(17)	AYYILDIZ Aleyna	Abbot's Hill Prep A		21.62	* 20.55	20.55
18	83	5	U12	(18)	BLACK Maggie	Littlegarth Sch. B		* 21.06	21.41	21.06

Rank	Bib.	Yr	Cat	Rank	Name	Team	====	Run 1	Run 2	Time
19	101	5	U12	(19)	GOODHAND Alex	Ipswich High Sch. A		23.72	* 21.76	21.76
20	100	5	U12	(20)	PAUL Lara	Ipswich High Sch. A		23.77	* 21.90	21.90
21	85	5	U12	(21)	ROBINSON Eliza	Littlegarth Sch. B		22.42	* 21.91	21.91
22	108	6	U12	(22)	ALLSTON Ruby	Littlegarth Sch. A		23.97	* 22.45	22.45
23	92	6	U12	(23)	CIRCUS Libby	St Michael's Sch. A		* 22.57	22.62	22.57
24	94	5	U12	(24)	NICHOLSON Maggie	Woodbridge Sch. D		23.18	* 22.74	22.74
25	86	5	U12	(25)	NEWCOMB Olivia	Littlegarth Sch. B		* 23.62		23.62
26	60	6	U12	(26)	TAYLOR Megan	Hamilton Primary Sch. B		24.74	* 23.64	23.64
27	81	6	U12	(27)	ASHBY Tilly	Laxton Junior Sch. A		26.34	* 24.05	24.05
28	57	5	U12	(28)	LAWMAN Tascha	Berkhamsted C			* 25.14	25.14
29	68	6	U12	(29)	OAKES Lili	Howe Green House B		25.51	* 25.46	25.46
30	75	5	U12	(30)	WELDON Eleanor	Ipswich Prep E		26.89	* 25.62	25.62
31	62	5	U12	(31)	ALEXANDROVICH Eve	Hamilton Primary Sch. B			* 26.16	26.16
32	61	5	U12	(32)	WHITLEY Agi	Hamilton Primary Sch. B		28.24	* 27.18	27.18
33	91	5	U12	(33)	JOHNSON Lucy	St Michael's Sch. A		34.46	* 30.50	30.50

Disqualified - Run 1 (2)

57	5	U12		LAWMAN Tascha	Berkhamsted C	
62	5	U12		ALEXANDROVICH Eve	Hamilton Primary Sch. B	

Did Not Finish - Run 2 (1)

107	6	U12		VICOS Amelia	Littlegarth Sch. A	
-----	---	-----	--	--------------	--------------------	--

Disqualified - Run 2 (1)

86	5	U12		NEWCOMB Olivia	Littlegarth Sch. B	
----	---	-----	--	----------------	--------------------	--

++ Under 12 - Boys ++

1	133	6	U12	(1)	OGDEN Alex	Norwich Sch. A		* 13.94	15.67	13.94
2	22	6	U12	(2)	PARKER Travis	Stoke Holy Cross Primary Sch.		14.86	* 14.51	14.51
3	19	5	U12	(3)	SMITH Ben	Somersham Primary		14.90	* 14.85	14.85
4	18	5	U12	(4)	THOMPSON Kai	Sir Robert Hitcham		16.05	* 15.62	15.62
5	16	5	U12	(5)	HADDINGHAM Alex	Old Sch. Henstead		* 15.67	15.68	15.67
6	6	6	U12	(6)	PARTLETT-HULSTROM Albie	Boxted St. Peters		15.95	* 15.71	15.71
7	67	6	U12	(7)	MILLS Lawrence	Howe Green House A		15.97	* 15.74	15.74
8	66	5	U12	(8)	JELPIDIROV Eric	Hamilton Primary Sch. C		16.73	* 16.55	16.55
9	90	6	U12	(9)	FISHER Edward	St Michael's Sch. A		* 16.69	17.87	16.69
10	93	6	U12	(10)	HUTCHINSON Max	Woodbridge Sch. D		* 17.31	17.90	17.31
11	2	5	U12	(11)	DE FRIEND Kye	Ardleigh Green Junior Sch.		* 17.36	17.49	17.36
12	25	6	U12	(12)	FULCHER Lewis	Witnesham		17.48	* 17.43	17.43
13	73	6	U12	(13)	CONWAY Oliver	Ipswich Prep C		17.55	* 17.46	17.46
14	59	6	U12	(14)	WARNE Ben	Berkhamsted C		* 18.34	18.47	18.34
15	7	5	U12	(15)	PHILLIPS Daniel	Brookmans Park		19.00	* 18.39	18.39
16	113	5	U12	(16)	WILSON George	Aldwickbury C		* 18.40	18.47	18.40
17	115	5	U12	(17)	STELL Edward	Aldwickbury D		* 18.61	18.69	18.61
18	12	5	U12	(18)	MARTIN Todd	New Hall Sch.		* 18.88	19.25	18.88
19	129	5	U12	(19)	KEARTON Luke	Ipswich Prep D		* 19.27	21.29	19.27
20	118	5	U12	(20)	TAYLOR Thomas	Aldwickbury D		* 19.37	21.21	19.37




ERSA Schools Championship Event 2016

Supported by Snowsport England





Special Slalom

=== JUNIORS ===



ERSA Schools Championship Event 2016 - Final Ranking

Rank	Bib.	Yr	Cat	Rank	Name	Team	====	Run 1	Run 2	Time
21	111	5	U12	(21)	OSMAN Lucas	Aldwickbury C		* 19.48		19.48
22	1	5	U12	(22)	FOSTER Jack	Aldwickbury		* 19.51		19.51
23	116	5	U12	(23)	LINDSAY Charlie	Aldwickbury D		1:06.61	* 19.70	19.70
24	79	6	U12	(24)	WORTHINGTON Hary	Laxton Junior Sch. A		20.91	* 20.05	20.05
25	56	5	U12	(25)	SPIERS Noah	Berkhamsted C		20.98	* 20.08	20.08
26	130	6	U12	(26)	MINNS Jack	Norwich Sch. A		20.10	21.84	20.10
27	112	5	U12	(27)	BROWN Noah	Aldwickbury C		21.27	* 20.24	20.24
28	121	5	U12	(28)	WILLIAMS Barnaby	Aldwickbury E		* 20.30	21.96	20.30
29	124	6	U12	(29)	HUTLEY Oliver	Howe Green House B		* 20.39	52.21	20.39
30	136	6	U12	(30)	THOMAS William	Norwich Sch. C		* 20.46	20.68	20.46
31	135	6	U12	(31)	KORN Theodore	Norwich Sch. C		* 20.48	22.24	20.48
32	114	5	U12	(32)	BATES Thomas	Aldwickbury C		* 20.49	22.86	20.49
33	58	6	U12	(33)	SHARMAN Hugo	Berkhamsted C		22.40	* 20.65	20.65
34	119	5	U12	(34)	RHYDDERCH Jack	Aldwickbury E		* 21.06	21.68	21.06
35	132	5	U12	(35)	HARROD Finney	Norwich Sch. A		* 21.16	26.88	21.16
36	134	6	U12	(36)	HOOD Henry	Norwich Sch. C		* 21.38	21.56	21.38
37	88	6	U12	(37)	MCNAB Alec	St Helens Primary Sch.		* 21.53	21.73	21.53
38	122	5	U12	(38)	DIXON-JUDEN Michael	Aldwickbury E		* 21.58	22.95	21.58
39	95	5	U12	(39)	GLENDINING Jimmy	Woodbridge Sch. D		23.30	* 21.95	21.95
40	72	5	U12	(40)	JOHNSON Monty	Ipswich Prep C		23.92	* 22.20	22.20
41	117	5	U12	(41)	MEALEY Ben	Aldwickbury D		* 22.37	23.22	22.37
42	80	6	U12	(42)	CASKEY William	Laxton Junior Sch. A		24.08	* 22.53	22.53
43	128	5	U12	(43)	CANNON Oliver	Ipswich Prep D		* 22.88	24.27	22.88
44	82	5	U12	(44)	WHITE Robbie	Laxton Junior Sch. A		* 23.29	23.38	23.29
45	74	6	U12	(45)	SCOOPE Joshua	Ipswich Prep C		53.97	* 23.54	23.54
46	78	6	U12	(46)	CANNON Louis	Ipswich Prep E		26.18	* 24.26	24.26
47	76	6	U12	(47)	WINSLOW-COHEN Alfie	Ipswich Prep E		26.76	* 24.48	24.48
48	64	5	U12	(48)	THORPE Eddie	Hamilton Primary Sch. C		25.70	* 25.47	25.47
49	123	5	U12	(49)	COYSTEN-SMITH Joseph	Howe Green House B		* 25.50	25.66	25.50
50	120	5	U12	(50)	TWEEDIE Will	Aldwickbury E		* 25.99	27.34	25.99
51	65	5	U12	(51)	COLDWELL Hector	Hamilton Primary Sch. C		28.56	* 27.53	27.53
52	63	6	U12	(52)	WEST Josh	Hamilton Primary Sch. B		45.47	* 29.74	29.74



Did Not Start - Run 1 (4)

77	6	U12		SHIEL Max	Ipswich Prep E	
89	5	U12		SMITH Albie	St Helens Primary Sch.	
125	6	U12		LONG Jude	Howe Green House	
126	5	U12		MORRELL Jack	Howe Green House	

Disqualified - Run 1 (2)

111	5	U12		OSMAN Lucas	Aldwickbury C	
127	6	U12		HARMS Nero	Ipswich Prep D	

Did Not Start - Run 2 (4)

77	6	U12		SHIEL Max	Ipswich Prep E	
89	5	U12		SMITH Albie	St Helens Primary Sch.	
125	6	U12		LONG Jude	Howe Green House	
126	5	U12		MORRELL Jack	Howe Green House	

ERSA Schools Championship Event 2016

Supported by Snowsport England


Special Slalom

=== JUNIORS ===

ERSA Schools Championship Event 2016 - Final Ranking

Rank	Bib.	Yr	Cat	Name	Team	====	Run 1	Run 2	Time
------	------	----	-----	------	------	------	-------	-------	------

Did Not Finish - Run 2 (2)

	1	5	U12	FOSTER Jack	Aldwickbury				
	127	6	U12	HARMS Nero	Ipswich Prep D	