

# ERSA Schools Championship Event 2016

Supported by Snowsport England

Special Slalom

=== JUNIORS ===

Final Results - Competition

Bib.	Yr	Cat	Name	Team	====	Run 1	Run 2
------	----	-----	------	------	------	-------	-------

## U10F





1 - Ipswich Prep B

Total time: 2:17.23





43	4	U10	CHILDS Hannah	Ipswich Prep B		20.71	20.23
42	4	U10	CASKIE Alice	Ipswich Prep B		21.07	23.62
40	4	U10	SHEPHERD Matilda	Ipswich Prep B		25.74	25.86
41	4	U10	WOODS Sophie	Ipswich Prep B		29.85	27.86















Bib.	Yr	Cat	Name	Team	====	Run 1	Run 2
------	----	-----	------	------	------	-------	-------








**U10M****1 - Ipswich Prep A****Total time: 2:00.59**

47	4	U10	<b>WOOD George</b>	Ipswich Prep A		<b>17.26</b>	<b>17.46</b>
44	3	U10	<b>KEARTON Joe</b>	Ipswich Prep A		<b>20.54</b>	<b>19.86</b>
46	4	U10	<b>MITCHEM Digby</b>	Ipswich Prep A		24.25	<b>21.91</b>
45	4	U10	<b>O'TOOLE Ted</b>	Ipswich Prep A		<b>23.56</b>	22.63





























**2 - Littlegarth Sch. C****Total time: 2:10.17****Gap: + 9.58**

48	4	U10	<b>BENTLY Thomas</b>	Littlegarth Sch. C		<b>19.86</b>	<b>20.52</b>
49	4	U10	<b>BOATWRIGHT Isaac</b>	Littlegarth Sch. C		<b>22.08</b>	<b>21.41</b>
50	4	U10	<b>LAW Harry</b>	Littlegarth Sch. C		<b>21.59</b>	36.30
51	4	U10	<b>NEWCOMB Sam</b>	Littlegarth Sch. C		23.92	<b>24.71</b>

Bib.	Yr	Cat	Name	Team	====	Run 1	Run 2
<b>U10MIX</b>							
<b>1 - Norwich Sch. B</b>				<b>Total time: 2:14.85</b>			
33	3	U10	MCCARDEL Tristan	Norwich Sch. B		20.58	21.43
30	3	U10	FOX India	Norwich Sch. B		22.25	20.94
32	3	U10	HARROD Florianna	Norwich Sch. B		24.77	24.88
31	3	U10	HARDEN Mirabelle	Norwich Sch. B		28.30	26.78
<b>2 - St Michael's Sch. B</b>				<b>Total time: 2:29.47</b>		<b>Gap: + 14.62</b>	
34	4	U10	PENNECK Alexander	St Michael's Sch. B		23.81	21.65
35	4	U10	SARKAR Anna	St Michael's Sch. B		24.86	23.49
36	4	U10	CAMMIDGE Ned	St Michael's Sch. B		28.37	27.29
<b>3 - Hamilton Primary Sch. A</b>				<b>Total time: 2:31.70</b>		<b>Gap: + 16.85</b>	
26	3	U10	JELPIDIROV Valeria	Hamilton Primary Sch. A		18.95	
28	3	U10	WHITLEY Stanley	Hamilton Primary Sch. A		25.83	25.54
27	3	U10	TAYLOR Amelie	Hamilton Primary Sch. A		27.85	25.82
29	3	U10	SULLY Dylan	Hamilton Primary Sch. A		30.02	27.71
<b>4 - St Michael's Sch. C</b>				<b>Total time: 2:33.52</b>		<b>Gap: + 18.67</b>	
37	4	U10	TOUMBAS Michael	St Michael's Sch. C		19.33	18.58
39	4	U10	THOMAS Sophia	St Michael's Sch. C		25.75	28.62
38	4	U10	GAMMA Rafael	St Michael's Sch. C		31.02	30.22

Bib.	Yr	Cat	Name	Team	=====	Run 1	Run 2
<b>U12F</b>							
<b>1 - Ipswich High Sch. B</b>				<b>Total time: 1:59.59</b>			
105	6	U12	PITT Ella	Ipswich High Sch. B		18.68	17.67
106	6	U12	DUFF Amber	Ipswich High Sch. B		21.06	20.15
104	6	U12	EMMERSON Niamh	Ipswich High Sch. B		21.82	20.21
<b>2 - Abbot's Hill Prep A</b>				<b>Total time: 2:03.53</b>		<b>Gap: + 3.94</b>	
96	6	U12	CONNOLD Rosie	Abbot's Hill Prep A		19.72	20.41
97	5	U12	BELL Matilda	Abbot's Hill Prep A		21.48	19.75
99	5	U12	AYYILDIZ Aleyna	Abbot's Hill Prep A		21.62	20.55
98	3	U10	CONNOLD Jemima	Abbot's Hill Prep A		28.28	27.17
<b>3 - Littlegarth Sch. A</b>				<b>Total time: 2:05.64</b>		<b>Gap: + 6.05</b>	
109	6	U12	MAGUIRE Mia	Littlegarth Sch. A		22.32	19.66
107	6	U12	VICOS Amelia	Littlegarth Sch. A		19.68	
110	3	U10	KING Jessica	Littlegarth Sch. A		20.95	20.58
108	6	U12	ALLSTON Ruby	Littlegarth Sch. A		23.97	22.45
<b>4 - Littlegarth Sch. B</b>				<b>Total time: 2:10.14</b>		<b>Gap: + 10.55</b>	
83	5	U12	BLACK Maggie	Littlegarth Sch. B		21.06	21.41
84	4	U10	KEARNEY Erin	Littlegarth Sch. B		21.94	21.40
85	5	U12	ROBINSON Eliza	Littlegarth Sch. B		22.42	21.91
86	5	U12	NEWCOMB Olivia	Littlegarth Sch. B		23.62	
<b>5 - Ipswich High Sch. A</b>				<b>Total time: 2:15.65</b>		<b>Gap: + 16.06</b>	
102	4	U10	WORSFOLD Evelyn	Ipswich High Sch. A		23.34	21.16
101	5	U12	GOODHAND Alex	Ipswich High Sch. A		23.72	21.76
100	5	U12	PAUL Lara	Ipswich High Sch. A		23.77	21.90
103	3	U10	PAUL Millie	Ipswich High Sch. A		25.61	24.15

Bib.	Yr	Cat	Name	Team	====	Run 1	Run 2
<b>U12M</b>							
<b>1 - Norwich Sch. A</b>				<b>Total time: 1:50.66</b>			
133	6	U12	OGDEN Alex	Norwich Sch. A		13.94	15.67
131	4	U10	O'SHEA Sam	Norwich Sch. A		18.52	20.59
130	6	U12	MINNS Jack	Norwich Sch. A		20.10	21.84
132	5	U12	HARROD Finney	Norwich Sch. A		21.16	26.88
<b>2 - Aldwickbury C</b>				<b>Total time: 1:58.35</b>		<b>Gap: + 7.69</b>	
113	5	U12	WILSON George	Aldwickbury C		18.40	18.47
111	5	U12	OSMAN Lucas	Aldwickbury C			19.48
112	5	U12	BROWN Noah	Aldwickbury C		21.27	20.24
114	5	U12	BATES Thomas	Aldwickbury C		20.49	22.86
<b>3 - Aldwickbury D</b>				<b>Total time: 1:59.95</b>		<b>Gap: + 9.29</b>	
115	5	U12	STELL Edward	Aldwickbury D		18.61	18.69
118	5	U12	TAYLOR Thomas	Aldwickbury D		19.37	21.21
116	5	U12	LINDSAY Charlie	Aldwickbury D		1:06.61	19.70
117	5	U12	MEALEY Ben	Aldwickbury D		22.37	23.22
<b>4 - Norwich Sch. C</b>				<b>Total time: 2:06.80</b>		<b>Gap: + 16.14</b>	
136	6	U12	THOMAS William	Norwich Sch. C		20.46	20.68
135	6	U12	KORN Theodore	Norwich Sch. C		20.48	22.24
134	6	U12	HOOD Henry	Norwich Sch. C		21.38	21.56
<b>5 - Aldwickbury E</b>				<b>Total time: 2:09.53</b>		<b>Gap: + 18.87</b>	
121	5	U12	WILLIAMS Barnaby	Aldwickbury E		20.30	21.96
119	5	U12	RHYDDERCH Jack	Aldwickbury E		21.06	21.68
122	5	U12	DIXON-JUDEN Michael	Aldwickbury E		21.58	22.95
120	5	U12	TWEEDIE Will	Aldwickbury E		25.99	27.34
<b>6 - Hamilton Primary Sch. C</b>				<b>Total time: 2:20.54</b>		<b>Gap: + 29.88</b>	
66	5	U12	JELPIDIROV Eric	Hamilton Primary Sch. C		16.73	16.55
64	5	U12	THORPE Eddie	Hamilton Primary Sch. C		25.70	25.47
65	5	U12	COLDWELL Hector	Hamilton Primary Sch. C		28.56	27.53

Bib.	Yr	Cat	Name	Team	=====	Run 1	Run 2
<b>U12MIX</b>							
<b>1 - Howe Green House A</b>				<b>Total time: 1:52.05</b>			
67	6	U12	MILLS Lawrence	Howe Green House A		15.97	15.74
70	6	U12	PERRY Georgie	Howe Green House A		19.26	19.69
69	6	U12	PERRY Charlotte	Howe Green House A		20.86	20.53
<b>2 - Berkhamsted C</b>				<b>Total time: 2:00.92</b>		<b>Gap: + 8.87</b>	
59	6	U12	WARNE Ben	Berkhamsted C		18.34	18.47
56	5	U12	SPIERS Noah	Berkhamsted C		20.98	20.08
58	6	U12	SHARMAN Hugo	Berkhamsted C		22.40	20.65
57	5	U12	LAWMAN Tascha	Berkhamsted C			25.14
<b>3 - Ipswich Prep C</b>				<b>Total time: 2:02.31</b>		<b>Gap: + 10.26</b>	
73	6	U12	CONWAY Oliver	Ipswich Prep C		17.55	17.46
71	5	U12	CHILDS Sophie	Ipswich Prep C		21.34	19.84
72	5	U12	JOHNSON Monty	Ipswich Prep C		23.92	22.20
74	6	U12	SCOOTER Joshua	Ipswich Prep C		53.97	23.54
<b>4 - Woodbridge Sch. D</b>				<b>Total time: 2:06.38</b>		<b>Gap: + 14.33</b>	
93	6	U12	HUTCHINSON Max	Woodbridge Sch. D		17.31	17.90
95	5	U12	GLENDINING Jimmy	Woodbridge Sch. D		23.30	21.95
94	5	U12	NICHOLSON Maggie	Woodbridge Sch. D		23.18	22.74
<b>5 - Laxton Junior Sch. A</b>				<b>Total time: 2:14.24</b>		<b>Gap: + 22.19</b>	
79	6	U12	WORTHINGTON Hary	Laxton Junior Sch. A		20.91	20.05
80	6	U12	CASKEY William	Laxton Junior Sch. A		24.08	22.53
82	5	U12	WHITE Robbie	Laxton Junior Sch. A		23.29	23.38
81	6	U12	ASHBY Tilly	Laxton Junior Sch. A		26.34	24.05
<b>6 - St Michael's Sch. A</b>				<b>Total time: 2:24.71</b>		<b>Gap: + 32.66</b>	
90	6	U12	FISHER Edward	St Michael's Sch. A		16.69	17.87
92	6	U12	CIRCUS Libby	St Michael's Sch. A		22.57	22.62
91	5	U12	JOHNSON Lucy	St Michael's Sch. A		34.46	30.50
<b>7 - Ipswich Prep E</b>				<b>Total time: 2:34.19</b>		<b>Gap: + 42.14</b>	
78	6	U12	CANNON Louis	Ipswich Prep E		26.18	24.26
76	6	U12	WINSLOW-COHEN Alfie	Ipswich Prep E		26.76	24.48
75	5	U12	WELDON Eleanor	Ipswich Prep E		26.89	25.62
77	6	U12	SHIEL Max	Ipswich Prep E			
<b>8 - Howe Green House B</b>				<b>Total time: 2:54.73</b>		<b>Gap: + 1:02.68</b>	
124	6	U12	HUTLEY Oliver	Howe Green House B		20.39	52.21
68	6	U12	OAKES Lili	Howe Green House B		25.51	25.46
123	5	U12	COYSTEN-SMITH Joseph	Howe Green House B		25.50	25.66





ERSA Schools Championship Event 2016

Supported by Snowsport England

Special Slalom

=== JUNIORS ===

Final Results - Competition

Bib.	Yr	Cat	Name	Team	====	Run 1	Run 2
<b>9 - Hamilton Primary Sch. B</b>				<b>Total time: 2:55.43</b>		<b>Gap: + 1:03.38</b>	
60	6	U12	<b>TAYLOR Megan</b>	Hamilton Primary Sch. B		<b>24.74</b>	<b>23.64</b>
62	5	U12	<b>ALEXANDROVICH Eve</b>	Hamilton Primary Sch. B			<b>26.16</b>
61	5	U12	<b>WHITLEY Agi</b>	Hamilton Primary Sch. B		<b>28.24</b>	<b>27.18</b>
63	6	U12	<b>WEST Josh</b>	Hamilton Primary Sch. B		<b>45.47</b>	29.74