

## ERSA Schools Championship Event 2016



















### Supported by Snowsport England

#### Special Slalom

#### === JUNIORS ===

#### Final Results - Competition

Bib.	Yr	Cat	Name	School	====	Run 1	Run 2
<b>1 - Ipswich Prep</b>				<b>Total time: 1:48.84</b>			
47	4	U10	WOOD George	Ipswich Prep		17.26	17.46
73	6	U12	CONWAY Oliver	Ipswich Prep		17.55	17.46
129	5	U12	KEARTON Luke	Ipswich Prep		19.27	21.29
71	5	U12	CHILDS Sophie	Ipswich Prep		21.34	19.84
44	3	U10	KEARTON Joe	Ipswich Prep		20.54	19.86
43	4	U10	CHILDS Hannah	Ipswich Prep		20.71	20.23
10	4	U10	SMITH Kate	Ipswich Prep		21.09	20.32
42	4	U10	CASKIE Alice	Ipswich Prep		21.07	23.62
46	4	U10	MITCHEM Digby	Ipswich Prep		24.25	21.91
72	5	U12	JOHNSON Monty	Ipswich Prep		23.92	22.20
45	4	U10	O'TOOLE Ted	Ipswich Prep		23.56	22.63
128	5	U12	CANNON Oliver	Ipswich Prep		22.88	24.27
74	6	U12	SCOOE Joshua	Ipswich Prep		53.97	23.54
78	6	U12	CANNON Louis	Ipswich Prep		26.18	24.26
76	6	U12	WINSLOW-COHEN Alfie	Ipswich Prep		26.76	24.48
75	5	U12	WELDON Eleanor	Ipswich Prep		26.89	25.62
40	4	U10	SHEPHERD Matilda	Ipswich Prep		25.74	25.86
41	4	U10	WOODS Sophie	Ipswich Prep		29.85	27.86
77	6	U12	SHIEL Max	Ipswich Prep			
127	6	U12	HARMS Nero	Ipswich Prep			
<b>2 - Norwich Sch.</b>				<b>Total time: 1:49.50</b>		<b>Gap: + 0.66</b>	
133	6	U12	OGDEN Alex	Norwich Sch.		13.94	15.67
131	4	U10	O'SHEA Sam	Norwich Sch.		18.52	20.59
130	6	U12	MINNS Jack	Norwich Sch.		20.10	21.84
136	6	U12	THOMAS William	Norwich Sch.		20.46	20.68
135	6	U12	KORN Theodore	Norwich Sch.		20.48	22.24
33	3	U10	MCCARDEL Tristan	Norwich Sch.		20.58	21.43
30	3	U10	FOX India	Norwich Sch.		22.25	20.94
132	5	U12	HARROD Finney	Norwich Sch.		21.16	26.88
134	6	U12	HOOD Henry	Norwich Sch.		21.38	21.56
32	3	U10	HARROD Florianna	Norwich Sch.		24.77	24.88
31	3	U10	HARDEN Mirabelle	Norwich Sch.		28.30	26.78
<b>3 - Howe Green House</b>				<b>Total time: 1:51.58</b>		<b>Gap: + 2.74</b>	
67	6	U12	MILLS Lawrence	Howe Green House		15.97	15.74
70	6	U12	PERRY Georgie	Howe Green House		19.26	19.69
124	6	U12	HUTLEY Oliver	Howe Green House		20.39	52.21
69	6	U12	PERRY Charlotte	Howe Green House		20.86	20.53

Bib.	Yr	Cat	Name	School	====	Run 1	Run 2
68	6	U12	OAKES Lili	Howe Green House		25.51	25.46
123	5	U12	COYSTEN-SMITH Joseph	Howe Green House		25.50	25.66
125	6	U12	LONG Jude	Howe Green House			
126	5	U12	MORRELL Jack	Howe Green House			
<b>4 - Aldwickbury</b>				<b>Total time: 1:53.02</b>		<b>Gap: + 4.18</b>	
113	5	U12	WILSON George	Aldwickbury		18.40	18.47
115	5	U12	STELL Edward	Aldwickbury		18.61	18.69
118	5	U12	TAYLOR Thomas	Aldwickbury		19.37	21.21
111	5	U12	OSMAN Lucas	Aldwickbury			19.48
1	5	U12	FOSTER Jack	Aldwickbury		19.51	
116	5	U12	LINDSAY Charlie	Aldwickbury		1:06.61	19.70
112	5	U12	BROWN Noah	Aldwickbury		21.27	20.24
121	5	U12	WILLIAMS Barnaby	Aldwickbury		20.30	21.96
114	5	U12	BATES Thomas	Aldwickbury		20.49	22.86
119	5	U12	RHYDDERCH Jack	Aldwickbury		21.06	21.68
122	5	U12	DIXON-JUDEN Michael	Aldwickbury		21.58	22.95
117	5	U12	MEALEY Ben	Aldwickbury		22.37	23.22
120	5	U12	TWEEDIE Will	Aldwickbury		25.99	27.34
<b>5 - St Michael's Sch.</b>				<b>Total time: 1:56.69</b>		<b>Gap: + 7.85</b>	
90	6	U12	FISHER Edward	St Michael's Sch.		16.69	17.87
37	4	U10	TOUMBAS Michael	St Michael's Sch.		19.33	18.58
34	4	U10	PENNECK Alexander	St Michael's Sch.		23.81	21.65
92	6	U12	CIRCUS Libby	St Michael's Sch.		22.57	22.62
35	4	U10	SARKAR Anna	St Michael's Sch.		24.86	23.49
39	4	U10	THOMAS Sophia	St Michael's Sch.		25.75	28.62
36	4	U10	CAMMIDGE Ned	St Michael's Sch.		28.37	27.29
38	4	U10	GAMMA Rafael	St Michael's Sch.		31.02	30.22
91	5	U12	JOHNSON Lucy	St Michael's Sch.		34.46	30.50
<b>6 - Berkhamsted</b>				<b>Total time: 1:57.16</b>		<b>Gap: + 8.32</b>	
59	6	U12	WARNE Ben	Berkhamsted		18.34	18.47
5	4	U10	GRAY George	Berkhamsted		19.99	19.30
56	5	U12	SPIERS Noah	Berkhamsted		20.98	20.08
4	3	U10	GRAY Lawson	Berkhamsted		20.99	20.15
58	6	U12	SHARMAN Hugo	Berkhamsted		22.40	20.65
57	5	U12	LAWMAN Tascha	Berkhamsted			25.14
<b>7 - Ipswich High Sch.</b>				<b>Total time: 1:59.59</b>		<b>Gap: + 10.75</b>	
105	6	U12	PITT Ella	Ipswich High Sch.		18.68	17.67
106	6	U12	DUFF Amber	Ipswich High Sch.		21.06	20.15
104	6	U12	EMMERSON Niamh	Ipswich High Sch.		21.82	20.21
102	4	U10	WORSFOLD Evelyn	Ipswich High Sch.		23.34	21.16
101	5	U12	GOODHAND Alex	Ipswich High Sch.		23.72	21.76
100	5	U12	PAUL Lara	Ipswich High Sch.		23.77	21.90
103	3	U10	PAUL Millie	Ipswich High Sch.		25.61	24.15
<b>8 - Littlegarth Sch.</b>				<b>Total time: 2:01.25</b>		<b>Gap: + 12.41</b>	
109	6	U12	MAGUIRE Mia	Littlegarth Sch.		22.32	19.66

Bib.	Yr	Cat	Name	School	====	Run 1	Run 2
107	6	U12	VICOS Amelia	Littlegarth Sch.		19.68	
48	4	U10	BENTLY Thomas	Littlegarth Sch.		19.86	20.52
110	3	U10	KING Jessica	Littlegarth Sch.		20.95	20.58
83	5	U12	BLACK Maggie	Littlegarth Sch.		21.06	21.41
84	4	U10	KEARNEY Erin	Littlegarth Sch.		21.94	21.40
49	4	U10	BOATWRIGHT Isaac	Littlegarth Sch.		22.08	21.41
52	4	U10	MACAULEY Hugh	Littlegarth Sch.		21.54	
50	4	U10	LAW Harry	Littlegarth Sch.		21.59	36.30
54	4	U10	KEARNEY Finn	Littlegarth Sch.		22.10	21.80
85	5	U12	ROBINSON Eliza	Littlegarth Sch.		22.42	21.91
108	6	U12	ALLSTON Ruby	Littlegarth Sch.		23.97	22.45
86	5	U12	NEWCOMB Olivia	Littlegarth Sch.		23.62	
51	4	U10	NEWCOMB Sam	Littlegarth Sch.		23.92	24.71
53	4	U10	WOOLDRIDGE Benjamin	Littlegarth Sch.		27.23	26.54
55	4	U10	HYAMS Charles	Littlegarth Sch.			
<b>9 - Abbot's Hill Prep</b>				<b>Total time: 2:03.53</b>		<b>Gap: + 14.69</b>	
96	6	U12	CONNOLD Rosie	Abbot's Hill Prep		19.72	20.41
97	5	U12	BELL Matilda	Abbot's Hill Prep		21.48	19.75
99	5	U12	AYYILDIZ Aleyna	Abbot's Hill Prep		21.62	20.55
98	3	U10	CONNOLD Jemima	Abbot's Hill Prep		28.28	27.17
<b>10 - Hamilton Primary Sch.</b>				<b>Total time: 2:06.08</b>		<b>Gap: + 17.24</b>	
66	5	U12	JELPIDIROV Eric	Hamilton Primary Sch.		16.73	16.55
26	3	U10	JELPIDIROV Valeria	Hamilton Primary Sch.		18.95	
60	6	U12	TAYLOR Megan	Hamilton Primary Sch.		24.74	23.64
64	5	U12	THORPE Eddie	Hamilton Primary Sch.		25.70	25.47
28	3	U10	WHITLEY Stanley	Hamilton Primary Sch.		25.83	25.54
27	3	U10	TAYLOR Amelie	Hamilton Primary Sch.		27.85	25.82
62	5	U12	ALEXANDROVICH Eve	Hamilton Primary Sch.			26.16
61	5	U12	WHITLEY Agi	Hamilton Primary Sch.		28.24	27.18
65	5	U12	COLDWELL Hector	Hamilton Primary Sch.		28.56	27.53
29	3	U10	SULLY Dylan	Hamilton Primary Sch.		30.02	27.71
63	6	U12	WEST Josh	Hamilton Primary Sch.		45.47	29.74
<b>11 - Woodbridge Sch.</b>				<b>Total time: 2:06.38</b>		<b>Gap: + 17.54</b>	
93	6	U12	HUTCHINSON Max	Woodbridge Sch.		17.31	17.90
95	5	U12	GLENDINING Jimmy	Woodbridge Sch.		23.30	21.95
94	5	U12	NICHOLSON Maggie	Woodbridge Sch.		23.18	22.74
<b>12 - Laxton Junior Sch.</b>				<b>Total time: 2:14.24</b>		<b>Gap: + 25.40</b>	
79	6	U12	WORTHINGTON Hary	Laxton Junior Sch.		20.91	20.05
80	6	U12	CASKEY William	Laxton Junior Sch.		24.08	22.53
82	5	U12	WHITE Robbie	Laxton Junior Sch.		23.29	23.38
81	6	U12	ASHBY Tilly	Laxton Junior Sch.		26.34	24.05