

ERSA Schools Championship Event 2016

Supported by Snowsport England

Special Slalom

=== SENIORS ===

Final Results - School

Bib.	Yr	Name	Team	Sex	Run 1	Run 2	Time
Cat : U14 / Girls							
37	8	LANDER Isabelle	New Hall Sch. A	Women	15.22	14.61	14.61
6	7	FRANCIS Mia	Debenham High Sch.	Women	15.47	15.12	15.12
74	8	ELLIFF Alexa	Ipswich High Sch. D	Women	15.82	15.36	15.36
31	8	SHELLEY Annie	Ipswich High Sch. C	Women	15.93	15.40	15.40
106	8	HOLMES Abby	Notre Dame High Sch. A	Women	15.46	15.92	15.46
121	8	BARDER Katie	St Albans Girls Sch.	Women	15.61	16.05	15.61
39	8	MCLEISH Emily	New Hall Sch. A	Women	16.10	15.77	15.77
35	7	VENABLES Felicity	Ipswich Sch. A	Women	16.79	15.87	15.87
40	7	MARTIN Allegra	New Hall Sch. A	Women	16.94	16.08	16.08
38	7	HUGHES Sophie	New Hall Sch. A	Women		16.56	16.56
12	7	WEST Sophie	Kesgrave High Sch.	Women	17.86	16.78	16.78
84	8	TURNER Beth	Woodbridge Sch. F	Women	17.32	16.92	16.92
25	8	WILSON Alexa	Abbot's Hill B	Women	17.24	17.05	17.05
24	8	PRICE-JAMES Ina	Abbot's Hill B	Women		17.24	17.24
43	7	MACKLEY Alexia	New Hall Sch.	Women		17.37	17.37
69	8	WARNE Charlotte	Berkhamsted B	Women	17.45	17.65	17.45
47	7	MCCABE Millie	St Albans High - Girls B	Women	17.77	17.62	17.62
44	8	MAWSON Carys	St Albans High - Girls B	Women	17.88	18.27	17.88
85	8	BOWERS Charlotte	Woodbridge Sch. F	Women	19.87	18.58	18.58
45	8	FROST Katie	St Albans High - Girls B	Women	18.60		18.60
41	8	SPRIGGS Harriette	New Hall Sch. D	Women		19.62	19.62
80	8	HARPER Sophie	Woodbridge Sch. A	Women	20.73	19.91	19.91
23	8	NIGHTINGALE Lucy	Abbot's Hill B	Women		20.06	20.06
2	7	DE FRIEND Faye	Anglo European Sch.	Women	20.12	21.18	20.12
18	8	CUTHBERT Tia	Thomas Gainsborough Sch.	Women	20.36	20.23	20.23
64	8	HOWE Becky	Ipswich Sch. C	Women	22.07	20.57	20.57
17	7	NORAGER Katie	Stowmarket High Sch.	Women		20.60	20.60
27	7	PINNELL-BROWN Alexandra	Abbot's Hill B	Women		20.67	20.67
34	7	WOOD Caitlin	Ipswich Sch. A	Women	22.06	20.78	20.78
46	7	RYAN Mathilda	St Albans High - Girls B	Women	20.91	21.03	20.91
67	8	BARKER Amy	Norwich Sch. F	Women	21.99		21.99
108	8	POUNDALL Anya	Notre Dame High Sch. A	Women	22.32	22.26	22.26
68	7	LAWMAN Alex	Berkhamsted B	Women	23.50	23.21	23.21
66	8	WARSOP Jasmine	Norwich Sch. F	Women	23.74		23.74
82	8	BELL Phoebe	Woodbridge Sch. A	Women	25.63	23.85	23.85
28	7	BROWN Emeline	Abbot's Hill C	Women	25.43	23.98	23.98
76	8	KAUL Tara	St Albans High - Girls A	Women	24.80	24.22	24.22
30	7	WALKER Millie	Abbot's Hill C	Women	24.46	24.30	24.30
36	7	SMITH Lottie	Ipswich Sch. A	Women	24.44	50.06	24.44



ERSA Schools Championship Event 2016

Supported by Snowsport Eglad

Special Slalom

=== SENIORS ===

Final Results - School

Bib.	Yr	Name	====	Team	Sex	Run 1	Run 2	Time
33	7	RANKIN Mia		Ipswich High Sch. C	Women	27.10	25.24	25.24
29	7	TWEEDIE Daisy		Abbot's Hill C	Women		26.18	26.18








Did Not Start - Run 1 (3)

26	8	SMITH Isabella		Abbot's Hill	Women			
42	7	STUBBINGS Henrietta		New Hall Sch.	Women			
81	8	JERSTICE Hope		Woodbridge Sch. A	Women			

Did Not Finish - Run 1 (2)

17	7	NORAGER Katie		Stowmarket High Sch.	Women			
23	8	NIGHTINGALE Lucy		Abbot's Hill B	Women			

Disqualified - Run 1 (8)

24	8	PRICE-JAMES Ina		Abbot's Hill B	Women			
27	7	PINNELL-BROWN Alexandra		Abbot's Hill B	Women			
29	7	TWEEDIE Daisy		Abbot's Hill C	Women			
32	7	RANKIN Grace		Ipswich High Sch. C	Women			
38	7	HUGHES Sophie		New Hall Sch. A	Women			
41	8	SPRIGGS Harriette		New Hall Sch. D	Women			
43	7	MACKLEY Alexia		New Hall Sch.	Women			
147	7	FAGHER Greta		Thurston Community College	Women			












Did Not Start - Run 2 (3)

26	8	SMITH Isabella		Abbot's Hill	Women			
42	7	STUBBINGS Henrietta		New Hall Sch.	Women			
81	8	JERSTICE Hope		Woodbridge Sch. A	Women			

Disqualified - Run 2 (5)

32	7	RANKIN Grace		Ipswich High Sch. C	Women			
45	8	FROST Katie		St Albans High - Girls B	Women			
66	8	WARSOP Jasmine		Norwich Sch. F	Women			
67	8	BARKER Amy		Norwich Sch. F	Women			
147	7	FAGHER Greta		Thurston Community College	Women			

Cat : U14 / Boys

1	8	THOMPSON Joseph		All Saints Sch. Lessingham	Men	14.46	13.65	13.65
14	8	BINGHAM Nicholas		Moulsham High Sch.	Men	14.05	14.08	14.05
105	8	BUSHELL George		Notre Dame High Sch. A	Men	14.62	14.67	14.62
126	8	NEWTON Charlie		Berkhamsted A	Men	15.38	14.93	14.93
95	8	BARTLETT Arthur		Woodbridge Sch. B	Men	16.26	15.14	15.14
56	7	TWEEDY Ben		Ipswich Sch. B	Men	15.23	15.99	15.23
49	8	RHYDDERCH Freddie		Aldwickbury A	Men	15.49	15.56	15.49
48	8	WILLIS Fraser		Aldwickbury A	Men	15.64	15.90	15.64
52	8	LOUCAIDES Ollie		Aldwickbury B	Men	16.04	16.91	16.04
53	7	DAWES Jonty		Aldwickbury B	Men	16.05		16.05
51	7	HINE Harry		Aldwickbury A	Men	16.18	16.84	16.18

ERSA Schools Championship Event 2016

Supported by Snowsport England


Special Slalom

=== SENIORS ===

Final Results - School

Bib.	Yr	Name	====	Team	Sex	Run 1	Run 2	Time
50	8	HARRIS Alex		Aldwickbury A	Men	16.52	16.20	16.20
20	7	ALI Dylan		Thomas Mills High Sch.	Men		16.28	16.28
54	8	PENDELL Adam		Aldwickbury B	Men	17.34	18.27	17.34
138	8	NICHOLSON Harry		Woodbridge Sch. C	Men	17.75	17.63	17.63
55	7	CREE Alistair		Aldwickbury B	Men	33.05	17.68	17.68
104	7	COLLEN Hamish		Norwich Sch. E	Men	18.23	17.98	17.98
65	8	KOHLER Josh		Norwich Sch. F	Men	18.50	18.21	18.21
139	7	SIMPSON Freddy		Woodbridge Sch. C	Men	19.53	19.23	19.23
58	8	CASKIE Euan		Ipswich Sch. B	Men		19.25	19.25
137	7	HARPER Tom		Woodbridge Sch. C	Men	20.35	19.71	19.71
151	8	RALPH Josh		Woodbridge Sch. G	Men	19.91	28.80	19.91
130	8	HOLMES Dom		Colchester Royal Grammar A	Men	22.37	21.20	21.20
63	7	ATKINSON Marc		Ipswich Sch. C	Men	23.50	21.77	21.77
57	7	QUINN James		Ipswich Sch. B	Men	22.27	22.48	22.27
59	8	GLENDINING Alfie		Woodbridge Sch. G	Men	22.89	22.65	22.65
62	7	MARSH Josh		Ipswich Sch. C	Men	33.80	23.27	23.27
60	8	OATES Ben		Woodbridge Sch. G	Men		23.54	23.54
22	7	BISHOP Guy		Thurston Community College	Men		24.73	24.73
61	8	TOUBASSEY Saif		Woodbridge Sch. G	Men	26.85	1:01.63	26.85
96	8	TETLEY Charles		Woodbridge Sch. B	Men	53.23		53.23






Did Not Start - Run 1 (1)

19	8	BURNS Ethan		Thomas Gainsborough Sch.	Men			
----	---	-------------	---	--------------------------	-----	--	--	--



Did Not Finish - Run 1 (1)

20	7	ALI Dylan		Thomas Mills High Sch.	Men			
----	---	-----------	---	------------------------	-----	--	--	--


Disqualified - Run 1 (5)

3	7	MUNDY Jack		Backet Keys C of E Sch.	Men			
22	7	BISHOP Guy		Thurston Community College	Men			
58	8	CASKIE Euan		Ipswich Sch. B	Men			
60	8	OATES Ben		Woodbridge Sch. G	Men			
97	8	BENOIST-WILSON Tom		Woodbridge Sch. B	Men			



Did Not Start - Run 2 (2)

19	8	BURNS Ethan		Thomas Gainsborough Sch.	Men			
96	8	TETLEY Charles		Woodbridge Sch. B	Men			


Did Not Finish - Run 2 (1)

53	7	DAWES Jonty		Aldwickbury B	Men			
----	---	-------------	---	---------------	-----	--	--	--

Disqualified - Run 2 (2)

3	7	MUNDY Jack		Backet Keys C of E Sch.	Men			
97	8	BENOIST-WILSON Tom		Woodbridge Sch. B	Men			

Cat : U16 / Girls

10	10	SKIPPER Megan		Framingham Earl High Sch.	Women	14.08	13.80	13.80
----	----	---------------	---	---------------------------	-------	-------	-------	--------------



















ERSA Schools Championship Event 2016

Supported by Snowsport Eglad



Special Slalom

=== SENIORS ===



Final Results - School

Bib.	Yr	Name	====	Team	Sex	Run 1	Run 2	Time
70	9	SCRANAGE-HARRISON Eleanor		Berkhamsted B	Women	14.50	14.01	14.01
103	10	LUCK Jemma		Norwich Sch. E	Women	14.39	14.28	14.28
98	10	MCLEISH Alice		New Hall Sch. C	Women	15.19	15.16	15.16
78	9	WARMINGTON Harriet		St Albans High - Girls A	Women	15.34	15.38	15.34
71	9	LAVENE Grace		Ipswich High Sch. D	Women	16.40	15.66	15.66
102	10	COLLEN Grace		Norwich Sch. E	Women	16.16	15.72	15.72
8	9	DAY Chelsie		Felixstowe Acadamy	Women	16.02	15.92	15.92
83	9	BYE Katherine		Woodbridge Sch. F	Women	16.84	16.25	16.25
142	9	GOULD Lauren		New Hall Sch. D	Women	16.99	16.43	16.43
72	9	SHELLEY Madeline		Ipswich High Sch. D	Women	17.29	16.72	16.72
77	10	CAMPBELL Ellen		St Albans High - Girls A	Women	17.79	17.88	17.79
75	10	WILLIS Annie		St Albans High - Girls A	Women	19.12	18.68	18.68
122	10	COLLINS Esme		St Albans Girls Sch.	Women	19.18		19.18
4	10	ELPHICK Isabel		Billericay Sch.	Women		20.12	20.12
73	9	WHYTOCK Josephine		Ipswich High Sch. D	Women	20.83	20.20	20.20
123	10	BOWKER-HOWELL Fraya		St Albans Girls Sch.	Women	20.37	20.40	20.37
7	10	CHURCHILL Freya		East Bergholt High Sch.	Women		21.57	21.57
79	9	NYBERG Freya		Woodbridge Sch. A	Women		28.81	28.81

Did Not Finish - Run 1 (2)

4	10	ELPHICK Isabel		Billericay Sch.	Women			
148	9	FAGHER Rennais		Thurston Community College	Women			
















Disqualified - Run 1 (2)

7	10	CHURCHILL Freya		East Bergholt High Sch.	Women			
79	9	NYBERG Freya		Woodbridge Sch. A	Women			

Disqualified - Run 2 (2)

122	10	COLLINS Esme		St Albans Girls Sch.	Women			
148	9	FAGHER Rennais		Thurston Community College	Women			

Cat : U16 / Boys

150	10	TROUNG Aaron		Copleston School	Men	12.66	13.13	12.66
9	10	HADDEN Alexander		Fitzwimarc Sch.	Men	14.03	13.70	13.70
132	10	WARSOP Rowan		Norwich Sch. D	Men		13.87	13.87
131	10	MCCABE-ABEL Maximus		Colchester Royal Grammar A	Men	14.08	14.59	14.08
149	10	BUTTERS Harvey		Stanway School	Men	14.10	15.05	14.10
99	9	MARTIN Joe		New Hall Sch. C	Men	15.26	14.32	14.32
13	10	STEWART Oliver		Long Stratton High Sch.	Men	14.37	14.51	14.37
100	9	MARTIN Alex		New Hall Sch. C	Men	14.69	14.40	14.40
86	10	MILLER Madoc		St Albans Sch. A	Men	15.40	14.48	14.48
89	10	FROST Sam		St Albans Sch. A	Men	15.19	14.61	14.61
127	9	ROUTLEDGE Sebastian		Berkhamsted A	Men	14.68	15.48	14.68
107	9	GOMEZ-CLARKE Jamie		Notre Dame High Sch. A	Men	14.74	14.83	14.74
101	9	HARDING Luke		New Hall Sch. C	Men	16.28	15.26	15.26
87	10	RHYDDERCH Louis		St Albans Sch. A	Men	16.56	15.53	15.53
90	9	RYAN Stratford		St Albans Sch.	Men	16.14	15.66	15.66





ERSA Schools Championship Event 2016

Supported by Snowsport Eglad




Special Slalom

=== SENIORS ===



Final Results - School

Bib.	Yr	Name	====	Team	Sex	Run 1	Run 2	Time
88	10	LOUCAIDES Ed		St Albans Sch. A	Men	16.16		16.16
129	9	THOMAS Bertie		Colchester Royal Grammar A	Men	16.81	17.15	16.81
21	9	NORMAN Oliver		Thurston Community College	Men		17.56	17.56
94	10	HARPER Ben		Woodbridge Sch. B	Men	19.25	18.18	18.18




Did Not Start - Run 1 (3)

91	9	HOOLE Matt		St Albans Sch.	Men			
92	9	CRIDLAND Jacob		St Albans Sch.	Men			
93	9	BRUNO Lucas		St Albans Sch.	Men			


Did Not Finish - Run 1 (2)

21	9	NORMAN Oliver		Thurston Community College	Men			
132	10	WARSOP Rowan		Norwich Sch. D	Men			














Did Not Start - Run 2 (3)

91	9	HOOLE Matt		St Albans Sch.	Men			
92	9	CRIDLAND Jacob		St Albans Sch.	Men			
93	9	BRUNO Lucas		St Albans Sch.	Men			


Disqualified - Run 2 (1)

88	10	LOUCAIDES Ed		St Albans Sch. A	Men			
----	----	--------------	---	------------------	-----	--	--	--


Cat : U19 / Boys

135	13	LUCK Ben		Norwich Sch. D	Men	13.13	13.59	13.13
5	12	LAVENE Harry		Colchester College	Men	14.78	13.66	13.66
15	11	HOWE Charlie		Northgate High Sch.	Men	13.83	13.99	13.83
143	12	GRAINGER Chris		Woodbridge Sch. E	Men	13.89	13.95	13.89
125	11	NEWTON William		Berkhamsted A	Men	14.02	14.57	14.02
124	12	PARSEY James		Berkhamsted A	Men	14.25	14.22	14.22
134	11	WALES Joseph		Norwich Sch. D	Men		14.43	14.43
140	11	COWEN Nicholas		New Hall Sch. D	Men	15.85	15.29	15.29
146	11	BYE Matt		Woodbridge Sch. E	Men	15.37	15.37	15.37
128	11	THOMAS Freddie		Colchester Royal Grammar A	Men	15.37	16.08	15.37
133	13	STEELE Rory		Norwich Sch. D	Men	15.96	15.44	15.44
11	12	RUDHER Tomasz		Ipswich Sch.	Men	18.48		18.48
136	11	NEWMAN Sam		Woodbridge Sch. C	Men	20.16	19.54	19.54


Disqualified - Run 1 (1)

134	11	WALES Joseph		Norwich Sch. D	Men			
-----	----	--------------	---	----------------	-----	--	--	--

Disqualified - Run 2 (1)

11	12	RUDHER Tomasz		Ipswich Sch.	Men			
----	----	---------------	---	--------------	-----	--	--	--

Cat : U19 / Girls

113	13	DURANT Eila		Ipswich High Sch. E	Women	13.80	13.82	13.80
-----	----	-------------	---	---------------------	-------	-------	-------	--------------















ERSA Schools Championship Event 2016

Supported by Snowsport Eglad


Special Slalom

=== SENIORS ===


Final Results - School

Bib.	Yr	Name	=====	Team	Sex	Run 1	Run 2	Time
16	12	ROYAL Natsaha		One College	Women	14.41	14.33	14.33
114	12	DURANT Antonia		Ipswich High Sch. E	Women	14.54	14.66	14.54
109	11	DEAN Emily		Abbot's Hill A	Women	15.31	14.56	14.56
120	12	BLYTH Charlotte		St Albans Girls Sch.	Women	14.67	15.33	14.67
115	11	MCCABE-ABEL Scarlett		Ipswich High Sch. E	Women	14.75	15.40	14.75
112	11	GARMENT Hattie		Abbot's Hill A	Women	15.20	14.91	14.91
111	11	SHREEVES Anna		Abbot's Hill A	Women	16.90	15.65	15.65
141	11	PARRY Meryn		New Hall Sch. D	Women	17.35	16.10	16.10
145	12	BAUMNACH Jasmine		Woodbridge Sch. E	Women	16.41	16.31	16.31
110	11	RUSSELL Rebecca		Abbot's Hill A	Women	16.50	16.61	16.50
118	11	MENZIES Orla		Ipswich Sch. D	Women	16.90	17.26	16.90
144	12	TURNER Lucy-May		Woodbridge Sch. E	Women	16.95	17.12	16.95
117	12	PHILPOT Lucy		Ipswich Sch. D	Women	20.18	19.43	19.43
116	12	EVERS Zoe		Ipswich Sch. D	Women	20.35	19.81	19.81

Disqualified - Run 1 (1)

119	12	BLAKE Jess		Ipswich Sch. D	Women			
-----	----	------------	---	----------------	-------	--	--	--

Disqualified - Run 2 (1)

119	12	BLAKE Jess		Ipswich Sch. D	Women			
-----	----	------------	---	----------------	-------	--	--	--