

ERSA Schools Championship Event 2016

Supported by Snowsport England

Special Slalom

=== SENIORS ===





Final Results - Competition

Bib.	Yr	Cat	Rank	Name	Team	====	Run 1	Run 2
------	----	-----	------	------	------	------	-------	-------




U14F**1 - New Hall Sch. A****Total time: 1:34.72**

37	8	U14	1	LANDER Isabelle	New Hall Sch. A		15.22	14.61
38	7	U14	6	HUGHES Sophie	New Hall Sch. A			16.56
39	8	U14	3	MCLEISH Emily	New Hall Sch. A		16.10	15.77
40	7	U14	5	MARTIN Allegra	New Hall Sch. A		16.94	16.08

2 - St Albans High - Girls B**Total time: 1:51.17****Gap: + 16.45**


44	8	U14	10	MAWSON Carys	St Albans High - Girls B		17.88	18.27
45	8	U14	11	FROST Katie	St Albans High - Girls B		18.60	
46	7	U14	15	RYAN Mathilda	St Albans High - Girls B		20.91	21.03
47	7	U14	9	MCCABE Millie	St Albans High - Girls B		17.77	17.62

3 - Ipswich Sch. A**Total time: 2:30.00****Gap: + 55.28**


34	7	U14	14	WOOD Caitlin	Ipswich Sch. A		22.06	20.78
35	7	U14	4	VENABLES Felicity	Ipswich Sch. A		16.79	15.87
36	7	U14	18	SMITH Lottie	Ipswich Sch. A		24.44	50.06

Bib.	Yr	Cat	Rank	Name	Team	====	Run 1	Run 2
------	----	-----	------	------	------	------	-------	-------





U14M**1 - Aldwickbury A****Total time: 1:34.97**

48	8	U14	3	WILLIS Fraser	Aldwickbury A		15.64	15.90
49	8	U14	2	RHYDDERCH Freddie	Aldwickbury A		15.49	15.56
50	8	U14	7	HARRIS Alex	Aldwickbury A		16.52	16.20
51	7	U14	6	HINE Harry	Aldwickbury A		16.18	16.84

2 - Aldwickbury B**Total time: 1:42.29****Gap: + 7.32**




52	8	U14	4	LOUCAIDES Ollie	Aldwickbury B		16.04	16.91
53	7	U14	5	DAWES Jonty	Aldwickbury B		16.05	
54	8	U14	8	PENDELL Adam	Aldwickbury B		17.34	18.27
55	7	U14	9	CREE Alistair	Aldwickbury B		33.05	17.68

3 - Woodbridge Sch. G**Total time: 2:24.64****Gap: + 49.67**

59	8	U14	13	GLENDINING Alfie	Woodbridge Sch. G		22.89	22.65
60	8	U14	14	OATES Ben	Woodbridge Sch. G			23.54
61	8	U14	15	TOUBASSEY Saif	Woodbridge Sch. G		26.85	1:01.63
151	8	U14	11	RALPH Josh	Woodbridge Sch. G		19.91	28.80





Bib.	Yr	Cat	Rank	Name	Team	====	Run 1	Run 2
------	----	-----	------	------	------	------	-------	-------

U14MIX**1 - Ipswich Sch. C****Total time: 2:24.98**





62	7	U14	5	MARSH Josh	Ipswich Sch. C		33.80	23.27
63	7	U14	3	ATKINSON Marc	Ipswich Sch. C		23.50	21.77
64	8	U14	2	HOWE Becky	Ipswich Sch. C		22.07	20.57

Bib.	Yr	Cat	Rank	Name	Team	====	Run 1	Run 2
------	----	-----	------	------	------	------	-------	-------




U16F**1 - Ipswich High Sch. D****Total time: 1:37.25**

71	9	U16	4	LAVENE Grace	Ipswich High Sch. D		16.40	15.66
72	9	U16	6	SHELLEY Madeline	Ipswich High Sch. D		17.29	16.72
73	9	U16	13	WHYTOCK Josephine	Ipswich High Sch. D		20.83	20.20
74	8	U14	3	ELLIFF Alexa	Ipswich High Sch. D		15.82	15.36




2 - St Albans High - Girls A**Total time: 1:44.19****Gap: + 6.94**

75	10	U16	11	WILLIS Annie	St Albans High - Girls A		19.12	18.68
76	8	U14	16	KAUL Tara	St Albans High - Girls A		24.80	24.22
77	10	U16	9	CAMPBELL Ellen	St Albans High - Girls A		17.79	17.88
78	9	U16	2	WARMINGTON Harriet	St Albans High - Girls A		15.34	15.38

3 - Woodbridge Sch. F**Total time: 1:45.78****Gap: + 8.53**





83	9	U16	5	BYE Katherine	Woodbridge Sch. F		16.84	16.25
84	8	U14	7	TURNER Beth	Woodbridge Sch. F		17.32	16.92
85	8	U14	10	BOWERS Charlotte	Woodbridge Sch. F		19.87	18.58

4 - Berkhamsted B**Total time: 1:50.32****Gap: + 13.07**

68	7	U14	14	LAWMAN Alex	Berkhamsted B		23.50	23.21
69	8	U14	8	WARNE Charlotte	Berkhamsted B		17.45	17.65
70	9	U16	1	SCRANAGE-HARRISON Eleanor	Berkhamsted B		14.50	14.01


Bib.	Yr	Cat	Rank	Name	Team	====	Run 1	Run 2
------	----	-----	------	------	------	------	-------	-------

U16M**1 - St Albans Sch. A****Total time: 1:31.37**





86	10	U16	1	MILLER Madoc	St Albans Sch. A		15.40	14.48
87	10	U16	4	RHYDDERCH Louis	St Albans Sch. A		16.56	15.53
88	10	U16	5	LOUCAIDES Ed	St Albans Sch. A		16.16	
89	10	U16	2	FROST Sam	St Albans Sch. A		15.19	14.61

Bib.	Yr	Cat	Rank	Name	Team	====	Run 1	Run 2
------	----	-----	------	------	------	------	-------	-------




U16MIX**1 - New Hall Sch. C****Total time: 1:29.02**

98	10	U16	6	MCLEISH Alice	New Hall Sch. C		15.19	15.16
99	9	U16	2	MARTIN Joe	New Hall Sch. C		15.26	14.32
100	9	U16	3	MARTIN Alex	New Hall Sch. C		14.69	14.40
101	9	U16	7	HARDING Luke	New Hall Sch. C		16.28	15.26

2 - Notre Dame High Sch. A**Total time: 1:30.24****Gap: + 1.22**




105	8	U14	4	BUSHELL George	Notre Dame High Sch. A		14.62	14.67
106	8	U14	8	HOLMES Abby	Notre Dame High Sch. A		15.46	15.92
107	9	U16	5	GOMEZ-CLARKE Jamie	Notre Dame High Sch. A		14.74	14.83
108	8	U14	12	POUNDALL Anya	Notre Dame High Sch. A		22.32	22.26

3 - Norwich Sch. E**Total time: 1:36.76****Gap: + 7.74**





102	10	U16	9	COLLEN Grace	Norwich Sch. E		16.16	15.72
103	10	U16	1	LUCK Jemma	Norwich Sch. E		14.39	14.28
104	7	U14	11	COLLEN Hamish	Norwich Sch. E		18.23	17.98

Bib.	Yr	Cat	Rank	Name	Team	====	Run 1	Run 2
------	----	-----	------	------	------	------	-------	-------





U19F**1 - Ipswich High Sch. E****Total time: 1:26.97**

113	13	U19	1	DURANT Ella	Ipswich High Sch. E		13.80	13.82
114	12	U19	2	DURANT Antonia	Ipswich High Sch. E		14.54	14.66
115	11	U19	5	MCCABE-ABEL Scarlett	Ipswich High Sch. E		14.75	15.40





2 - Abbot's Hill A**Total time: 1:32.13****Gap: + 5.16**

109	11	U19	3	DEAN Emily	Abbot's Hill A		15.31	14.56
110	11	U19	9	RUSSELL Rebecca	Abbot's Hill A		16.50	16.61
111	11	U19	8	SHREEVES Anna	Abbot's Hill A		16.90	15.65
112	11	U19	6	GARMENT Hattie	Abbot's Hill A		15.20	14.91

3 - St Albans Girls Sch.**Total time: 1:41.24****Gap: + 14.27**

120	12	U19	4	BLYTH Charlotte	St Albans Girls Sch.		14.67	15.33
121	8	U14	7	BARDER Katie	St Albans Girls Sch.		15.61	16.05
122	10	U16	11	COLLINS Esme	St Albans Girls Sch.		19.18	
123	10	U16	14	BOWKER-HOWELL Fraya	St Albans Girls Sch.		20.37	20.40

4 - Ipswich Sch. D**Total time: 1:53.93****Gap: + 26.96**





116	12	U19	13	EVERS Zoe	Ipswich Sch. D		20.35	19.81
117	12	U19	12	PHILPOT Lucy	Ipswich Sch. D		20.18	19.43
118	11	U19	10	MENZIES Orla	Ipswich Sch. D		16.90	17.26
119	12	U19		BLAKE Jess	Ipswich Sch. D			

Bib.	Yr	Cat	Rank	Name	Team	====	Run 1	Run 2
------	----	-----	------	------	------	------	-------	-------





U19M**1 - Berkhamsted A****Total time: 1:26.67**

124	12	U19	5	PARSEY James	Berkhamsted A		14.25	14.22
125	11	U19	3	NEWTON William	Berkhamsted A		14.02	14.57
126	8	U14	8	NEWTON Charlie	Berkhamsted A		15.38	14.93
127	9	U16	7	ROUTLEDGE Sebastian	Berkhamsted A		14.68	15.48

2 - Colchester Royal Grammar A**Total time: 1:34.08****Gap: + 7.41**





128	11	U19	9	THOMAS Freddie	Colchester Royal Grammar A		15.37	16.08
129	9	U16	11	THOMAS Bertie	Colchester Royal Grammar A		16.81	17.15
130	8	U14	16	HOLMES Dom	Colchester Royal Grammar A		22.37	21.20
131	10	U16	4	MCCABE-ABEL Maximus	Colchester Royal Grammar A		14.08	14.59

3 - Woodbridge Sch. C**Total time: 1:53.84****Gap: + 27.17**

136	11	U19	14	NEWMAN Sam	Woodbridge Sch. C		20.16	19.54
137	7	U14	15	HARPER Tom	Woodbridge Sch. C		20.35	19.71
138	8	U14	12	NICHOLSON Harry	Woodbridge Sch. C		17.75	17.63
139	7	U14	13	SIMPSON Freddy	Woodbridge Sch. C		19.53	19.23

Bib.	Yr	Cat	Rank	Name	Team	=====	Run 1	Run 2
------	----	-----	------	------	------	-------	-------	-------

U19MIX**1 - Woodbridge Sch. E****Total time: 1:31.30**

143	12	U19	1	GRAINGER Chris	Woodbridge Sch. E		13.89	13.95
144	12	U19	7	TURNER Lucy-May	Woodbridge Sch. E		16.95	17.12
145	12	U19	5	BAUMNACH Jasmine	Woodbridge Sch. E		16.41	16.31
146	11	U19	3	BYE Matt	Woodbridge Sch. E		15.37	15.37

2 - New Hall Sch. D**Total time: 1:38.01****Gap: + 6.71**

41	8	U14	8	SPRIGGS Harriette	New Hall Sch. D			19.62
140	11	U19	2	COWEN Nicholas	New Hall Sch. D		15.85	15.29
141	11	U19	4	PARRY Meryn	New Hall Sch. D		17.35	16.10
142	9	U16	6	GOULD Lauren	New Hall Sch. D		16.99	16.43