

EASTERN REGION SNOWSPORTS ASSOCIATION 2016

Welwyn "Team Evolution" Summer League

Special Slalom - Girls & Boys - Under 12's

ERSA Summer League - Final Ranking

WELWYN GARDEN CITY SKI RACE CLUB

Rank	Bib.	RegNo	Year	Cat	Rank	Name	Club	Run-1	Run-2	Run-3	Time
------	------	-------	------	-----	------	------	-------	------	-------	-------	-------	------

++ Under 08 - Girls ++

1	72		2009	U08	(1)	HAWKS Isabel		HEM	19.35	* 18.88	* 18.84	37.72
2	58		2009	U08	(2)	HADDEN Amelia		ESX	* 20.51	21.12	* 19.61	40.12



++ Under 08 - Boys ++

1	28		2009	U08	(1)	FABER Ryan		TSN	* 15.17	15.59	* 15.35	30.52
2	24		2009	U08	(2)	PARKES Johnny		HEM	* 17.75		* 17.77	35.52
3	21		2009	U08	(3)	GRIMES Myles		VIK	* 18.25	* 18.90	20.83	37.15








Disqualified - Run-1 (1)

18			2009	U08		BLACKWELL Jasper		TAL				
----	--	--	------	-----	--	------------------	---	-----	--	--	--	--

Disqualified - Run-2 (2)

18			2009	U08		BLACKWELL Jasper		TAL				
24			2009	U08		PARKES Johnny		HEM				

++ Under 10 - Girls ++

1	70	23309	2008	U10	(1)	CALDWELL Kitty-Jay		TSN	14.89	* 14.87	* 14.51	29.38
2	51		2007	U10	(2)	BUSHELL Grace		NOR	* 15.41	16.61	* 16.22	31.63
3	54	23258	2008	U10	(3)	BUNTON Aimee		HEM	* 15.99	16.48	* 16.04	32.03
4	71		2007	U10	(4)	HAWKS Francesca		HEM	* 19.52	19.63	* 18.20	37.72
5	69		2008	U10	(5)	HOWESON Lucy		HEM	* 19.71	23.55	* 18.46	38.17
6	64		2008	U10	(6)	SCOTT Megan		HEM	* 21.67	22.14	* 21.90	43.57
7	55		2007	U10	(7)	KING Jessica		VIK	* 34.89		* 20.13	55.02

Disqualified - Run-2 (1)

55			2007	U10		KING Jessica		VIK				
----	--	--	------	-----	--	--------------	---	-----	--	--	--	--

++ Under 10 - Boys ++





1	1		2007	U10	(1)	MITCHELL Kieran		NOR	23.57	* 14.99	* 14.37	29.36
2	12		2007	U10	(2)	SMITH Bradley		VIK	* 15.00	26.08	* 15.18	30.18

Rank	Bib.	RegNo	Year	Cat	Rank	Name	Club	Run-1	Run-2	Run-3	Time
3	11		2008	U10	(3)	KENDLE Noah		WGC	* 15.31	18.12	* 15.56	30.87
4	31		2008	U10	(4)	PARKER Alfie		HEM		* 16.38	* 15.27	31.65
5	8		2007	U10	(5)	ENGLAND Alfie		ESX	* 15.67	17.19	* 16.85	32.52
6	16		2008	U10	(6)	MINTON-LEE Frankie		WGC	* 16.30	* 16.54	16.60	32.84
7	34		2007	U10	(7)	VERGANI Alberto		HEM	18.13	* 17.65	* 16.77	34.42
8	29		2007	U10	(8)	SEWELL Bertie		NOR	* 17.45	17.76	* 17.75	35.20
9	27		2007	U10	(9)	MANN Ralph		VIK		* 18.12	* 17.78	35.90
10	19		2007	U10	(10)	CHILDS Scott		WGC	20.51	* 18.50	* 19.83	38.33
11	17		2007	U10	(11)	WOOD George		VIK		* 18.76	* 20.52	39.28
12	30		2008	U10	(12)	CHAUHAN Ruben		NOR	* 19.36	22.33	* 21.48	40.84

Did Not Start - Run-1 (1)

23			2008	U10		STEVENS Brook		HEM				
----	--	--	------	-----	--	---------------	---	-----	--	--	--	--

Disqualified - Run-1 (4)

17			2007	U10		WOOD George		VIK				
26			2007	U10		GODLEY Benedict		WGC				
27			2007	U10		MANN Ralph		VIK				
31			2008	U10		PARKER Alfie		HEM				

Did Not Start - Run-2 (1)

23			2008	U10		STEVENS Brook		HEM				
----	--	--	------	-----	--	---------------	---	-----	--	--	--	--

Did Not Start - Run-3 (1)

23			2008	U10		STEVENS Brook		HEM				
----	--	--	------	-----	--	---------------	---	-----	--	--	--	--

Disqualified - Run-3 (1)

26			2007	U10		GODLEY Benedict		WGC				
----	--	--	------	-----	--	-----------------	---	-----	--	--	--	--

++ Under 12 - Girls ++

1	62	23273	2005	U12	(1)	PARKER Abbie		HEM	* 14.24	17.16	* 14.32	28.56
2	59		2005	U12	(2)	MANN Madeleine		VIK	* 14.37	15.46	* 14.36	28.73
3	61	22938	2006	U12	(3)	HOWESON Olivia		HEM	* 14.60	* 14.63	14.71	29.23
4	66	22670	2006	U12	(4)	HETTERLEY Mollie		CHT	* 14.95	* 14.64	38.98	29.59
5	57		2006	U12	(5)	VENABLES Phoebe		VIK	* 15.24	27.44	* 15.42	30.66
6	53	22825	2005	U12	(6)	BARTLETT Honor		VIK	* 15.55	* 15.20	15.56	30.75
7	56	22930	2006	U12	(7)	BLACKWELL Lucy		TAL	* 15.55	15.86	* 15.56	31.11
8	60	22937	2005	U12	(8)	ALEY Lauren		HEM	* 15.96	* 16.06	16.20	32.02
9	68		2005	U12	(9)	MAGUIRE Mia		VIK	* 18.22	* 18.43	18.94	36.65
10	73		2006	U12	(10)	LOUCAIDES Libby		WGC	20.55	* 20.03	* 19.81	39.84
11	67		2005	U12	(11)	ALSTON Ruby		VIK	* 19.96		* 21.23	41.19

Did Not Start - Run-1 (3)

52	20440		2005	U12		STEVENS Cordelia		HEM				
63	22861		2005	U12		TWEEDY Petra		VIK				
74			2005	U12		LINCOLN Isabel		NOR				

Rank	Bib.	RegNo	Year	Cat	Rank	Name	Club	Run-1	Run-2	Run-3	Time
------	------	-------	------	-----	------	------	-------	------	-------	-------	-------	------

Disqualified - Run-1 (1)

65	22122	2005	U12		THOMPSON Niamh		TSN					
----	-------	------	-----	--	----------------	---	-----	--	--	--	--	--

Did Not Start - Run-2 (3)

52	20440	2005	U12		STEVENS Cordelia		HEM					
63	22861	2005	U12		TWEEDY Petra		VIK					
74		2005	U12		LINCOLN Isabel		NOR					

Did Not Finish - Run-2 (1)

65	22122	2005	U12		THOMPSON Niamh		TSN					
----	-------	------	-----	--	----------------	---	-----	--	--	--	--	--







Disqualified - Run-2 (1)

67		2005	U12		ALSTON Ruby		VIK					
----	--	------	-----	--	-------------	---	-----	--	--	--	--	--

Did Not Start - Run-3 (3)

52	20440	2005	U12		STEVENS Cordelia		HEM					
63	22861	2005	U12		TWEEDY Petra		VIK					
74		2005	U12		LINCOLN Isabel		NOR					

++ Under 12 - Boys ++

1	7	21649	2005	U12	(1)	BUNTON Ryan		HEM	* 12.58	* 12.50	12.71	25.08
2	10	22087	2005	U12	(2)	PARKER Travis		NOR	13.05	* 12.73	* 12.82	25.55
3	9	21604	2005	U12	(3)	OGDEN Alexander		NOR	* 12.82	15.22	* 13.11	25.93
4	15	22059	2006	U12	(4)	DADE Jake		NOR	* 12.96	13.37	* 13.12	26.08
5	3	22026	2005	U12	(5)	LOUTH Oscar		HEM	* 13.38	14.14	* 13.78	27.16
6	14		2006	U12	(6)	SMITH Ben		VIK	* 14.02	* 14.38	14.76	28.40
7	6	23354	2005	U12	(7)	CHAUHAN Rohan		NOR	* 14.14	* 14.40	14.46	28.54
8	32		2006	U12	(8)	BROWN Ben		BRO	14.90	* 14.40	* 14.45	28.85
9	13		2006	U12	(9)	HADINGHAM Alex		NOR	* 15.01	* 14.99	15.59	30.00
10	4		2005	U12	(10)	PAGE-BROWNE Adam		WGC	* 15.01	* 15.26	15.40	30.27
11	20		2006	U12	(11)	DE FRIEND Kye		ESX	* 15.63	* 16.53	16.72	32.16
12	5		2005	U12	(12)	PARTLETT-HULSTROM Albie		VIK	* 16.25	* 16.39	16.87	32.64
13	2		2006	U12	(13)	PHILLIPS Daniel		WGC	* 16.18	* 16.65	40.39	32.83
14	35		2005	U12	(14)	THOMAS Jesse		HEM	19.93	* 17.48	* 17.32	34.80
15	25		2005	U12	(15)	WARNE Ben		HEM	18.62	* 18.29	* 17.19	35.48
16	22		2006	U12	(16)	SMITH Evan		VIK	* 18.72	19.30	* 18.18	36.90
17	33	23298	2006	U12	(17)	PARKES Oliver		HEM	* 23.11	* 15.80		38.91

Disqualified - Run-3 (1)

33	23298	2006	U12		PARKES Oliver		HEM					
----	-------	------	-----	--	---------------	---	-----	--	--	--	--	--















EASTERN REGION SNOWSPORTS ASSOCIATION 2016

Welwyn "Team Evolution" Summer League

Special Slalom - Female & Male

ERSA Summer League - Final Ranking

WELWYN GARDEN CITY SKI RACE CLUB

Rank	Bib.	RegNo	Year	Cat	Rank	Name	Club	Run-1	Run-2	Run-3	Time
++ Under 14 - Girls ++												
1	68	22179	2003	U14	(1)	HOLMES Abby		NOR	12.57	* 12.10	* 11.93	24.03
2	63	21334	2003	U14	(2)	BOTY Nia		HEM	14.34	* 12.60	* 12.68	25.28
3	96		2003	U14	(3)	WARNE Charlotte		HEM	13.30	* 12.66	* 12.85	25.51
4	90		2004	U14	(4)	VENABLES Felicity		VIK	13.64	* 13.56	* 13.28	26.84
5	87	22200	2004	U14	(5)	PETERSON Lexie		HEM	* 13.58	14.03	* 13.78	27.36
6	83		2003	U14	(6)	WEST Sophie		VIK	* 14.26	42.10	* 14.00	28.26
7	94		2004	U14	(7)	KING Emily		VIK	* 14.93	15.11	* 15.10	30.03
8	92		2004	U14	(8)	JONES Charlotte		TAL	16.15	* 15.40	* 15.88	31.28
9	86		2004	U14	(9)	WOOD Caitlin		VIK	* 16.43	16.51	* 16.11	32.54
10	91	23293	2004	U14	(10)	GOULD Chloe		HEM		* 16.97	* 15.77	32.74
11	85	20678	2003	U14	(11)	CUTHBERT Tia		VIK	17.47	* 16.54	* 16.96	33.50
12	97		2004	U14	(12)	DE FRIEND Faye		ESX		* 17.66	* 17.13	34.79
13	89		2004	U14	(13)	VICOS Amelia		VIK	* 18.66	19.69	* 18.07	36.73
14	76	21925	2003	U14	(14)	MCLEISH Emily		HEM	* 12.83	12.97	* 25.28	38.11




Did Not Finish - Run-1 (1)

77		2003	U14		BARDER Katie		HEM
----	--	------	-----	--	--------------	---	-----


Disqualified - Run-1 (5)


88		2003	U14		NIGHTINGALE Lucy		HEM
91	23293	2004	U14		GOULD Chloe		HEM
97		2004	U14		DE FRIEND Faye		ESX
99		2003	U14		KOMINSKEY Myla		WGC
100		2003	U14		COOMBES Olivia		WGC

Disqualified - Run-2 (3)

77		2003	U14		BARDER Katie		HEM
99		2003	U14		KOMINSKEY Myla		WGC
100		2003	U14		COOMBES Olivia		WGC

Disqualified - Run-3 (3)

77		2003	U14		BARDER Katie		HEM
88		2003	U14		NIGHTINGALE Lucy		HEM
100		2003	U14		COOMBES Olivia		WGC

Rank	Bib.	RegNo	Year	Cat	Rank	Name	Club	Run-1	Run-2	Run-3	Time
++ Under 14 - Boys ++												
1	5	20884	2003	U14	(1)	THOMPSON Joseph		NOR	* 10.89	10.90	* 10.79	21.68
2	4	20748	2003	U14	(2)	DADE Tommy		NOR	11.35	* 10.89	* 11.13	22.02
3	42	20839	2003	U14	(3)	ROSS Callum		SBR	11.95	* 11.87	* 11.73	23.60
4	20	22306	2003	U14	(4)	TURNER Alfie		HEM	* 11.80		* 12.41	24.21
5	29	20264	2003	U14	(5)	REIDY Thomas		HEM	12.50	* 11.86	* 12.50	24.36
6	30	22212	2003	U14	(6)	MCANALLY Ewan		WGC	12.51	* 12.13	* 12.43	24.56
7	45		2003	U14	(7)	LOUCAIDES Oliver		WGC	13.13	* 12.62	* 12.57	25.19
8	35		2003	U14	(8)	HINE Harry		HEM	13.25	* 12.89	* 12.76	25.65
9	40	21713	2004	U14	(9)	B EGLIN Thomas		HEM	13.55	* 13.48	* 13.05	26.53
10	50		2003	U14	(10)	WILLIAMS Elliot		WGC		* 13.71	* 13.60	27.31
11	39		2004	U14	(11)	ALI Dylan		VIK	* 13.70	13.80	* 13.86	27.56
12	46		2003	U14	(12)	SEWELL Sebastian		NOR	* 13.94	13.97	* 13.67	27.61

Did Not Start - Run-1 (1)

43		2004	U14		TWEEDY Ben		VIK
----	--	------	-----	--	------------	---	-----

Did Not Finish - Run-1 (1)

50		2003	U14		WILLIAMS Elliot		WGC
----	--	------	-----	--	-----------------	--	-----

Disqualified - Run-1 (2)

21	23349	2003	U14		BUSHELL George		NOR
41		2003	U14		HARRIS Alex		HEM

Did Not Start - Run-2 (1)

43		2004	U14		TWEEDY Ben		VIK
----	--	------	-----	--	------------	---	-----

Did Not Finish - Run-2 (1)

21	23349	2003	U14		BUSHELL George		NOR
----	-------	------	-----	--	----------------	---	-----

Disqualified - Run-2 (1)

20	22306	2003	U14		TURNER Alfie		HEM
----	-------	------	-----	--	--------------	---	-----



Did Not Start - Run-3 (1)

43		2004	U14		TWEEDY Ben		VIK
----	--	------	-----	--	------------	---	-----

Disqualified - Run-3 (1)

41		2003	U14		HARRIS Alex		HEM
----	--	------	-----	--	-------------	---	-----

++ Under 16 - Girls ++


1	72	20337	2001	U16	(1)	SKIPPER Megan		NOR	11.34	* 10.89	* 10.74	21.63
2	71	20496	2002	U16	(2)	SCRANAGE-HARRISON Elenor		HEM	11.22	* 10.81	* 11.05	21.86
3	62	22084	2001	U16	(3)	HAWKINS Lily		HEM	12.17	* 11.81	* 12.01	23.82
4	70	22083	2001	U16	(4)	HAWKINS Danielle		HEM	12.20	* 12.05	* 11.88	23.93
5	69	20725	2002	U16	(5)	WARMINGTON Harriet		HEM	* 12.21		* 12.22	24.43

EASTERN REGION SNOWSPORTS ASSOCIATION 2016

Welwyn "Team Evolution" Summer League

Special Slalom - Female & Male

ERSA Summer League - Final Ranking

Rank	Bib.	RegNo	Year	Cat	Rank	Name	Club	Run-1	Run-2	Run-3	Time
6	95	22615	2001	U16	(6)	FABER Sophie		TSN	12.82	* 12.57	* 12.34	24.91
7	80	23091	2002	U16	(7)	GOULD Lauren		HEM	* 14.72	15.52	* 13.92	28.64



Did Not Start - Run-1 (3)

78			2002	U16		BLYTH Helena		HEM				
79	20441		2002	U16		STEVENS Lilyella		HEM				
84			2002	U16		HEYMOZ Louise		WGC				

Did Not Finish - Run-1 (1)

81	23069		2002	U16		LANDER Isabelle		HEM				
----	-------	--	------	-----	--	-----------------	---	-----	--	--	--	--

Did Not Start - Run-2 (3)

78			2002	U16		BLYTH Helena		HEM				
79	20441		2002	U16		STEVENS Lilyella		HEM				
84			2002	U16		HEYMOZ Louise		WGC				




Did Not Finish - Run-2 (1)

81	23069		2002	U16		LANDER Isabelle		HEM				
----	-------	--	------	-----	--	-----------------	---	-----	--	--	--	--

Disqualified - Run-2 (1)

69	20725		2002	U16		WARMINGTON Harriet		HEM				
----	-------	--	------	-----	--	--------------------	---	-----	--	--	--	--





Did Not Start - Run-3 (4)

78			2002	U16		BLYTH Helena		HEM				
79	20441		2002	U16		STEVENS Lilyella		HEM				
81	23069		2002	U16		LANDER Isabelle		HEM				
84			2002	U16		HEYMOZ Louise		WGC				

Disqualified - Run-3 (1)

65	22082		2001	U16		HAWKINS Zara		HEM				
----	-------	--	------	-----	--	--------------	---	-----	--	--	--	--

++ Under 16 - Boys ++

1	9	20481	2001	U16	(1)	HUDSON Thomas		NOR	10.39	* 10.30	* 10.22	20.52
2	2	22009	2001	U16	(2)	APPLETON Byron		HEM	10.47	* 10.08	* 10.51	20.59
3	7	19855	2002	U16	(3)	BINGHAM Nicholas		ESX	11.24	* 10.97	* 11.02	21.99
4	14	22164	2001	U16	(4)	LONGSTAFF Michael		WGC	* 11.19		* 11.15	22.34
5	16	21875	2001	U16	(5)	HADDEN Alex		ESX	11.39	* 11.36	* 11.26	22.62
6	27		2002	U16	(6)	GOMEZ CLARKE Jamie		NOR	11.91	* 11.39	* 11.53	22.92
7	32		2001	U16	(7)	HUGHES Thomas		ESX	* 12.21	12.53	* 12.14	24.35
8	47		2001	U16	(8)	REYNOLDS Joshua		NOR	12.91	* 12.08	* 12.29	24.37
9	33		2002	U16	(9)	HEYMOZ Daniel		WGC		* 13.64	* 13.46	27.10

Did Not Finish - Run-1 (1)

33			2002	U16		HEYMOZ Daniel		WGC				
----	--	--	------	-----	--	---------------	---	-----	--	--	--	--

Disqualified - Run-1 (1)

44			2002	U16		FREEDMAN Joe		HEM				
----	--	--	------	-----	--	--------------	---	-----	--	--	--	--

EASTERN REGION SNOWSPORTS ASSOCIATION 2016

Welwyn "Team Evolution" Summer League

Special Slalom - Female & Male

ERSA Summer League - Final Ranking

Rank	Bib.	RegNo	Year	Cat	Rank	Name	Club	Run-1	Run-2	Run-3	Time
------	------	-------	------	-----	------	------	-------	------	-------	-------	-------	------

Disqualified - Run-2 (1)

14	22164	2001	U16			LONGSTAFF Michael		WGC				
----	-------	------	-----	--	--	-------------------	---	-----	--	--	--	--

Disqualified - Run-3 (1)

44		2002	U16			FREEDMAN Joe		HEM				
----	--	------	-----	--	--	--------------	---	-----	--	--	--	--

++ Under 18 - Girls ++

1	66	20339	2000	U18	(1)	BURROUGHS Hannah		NOR	11.83	* 11.41	* 11.16	22.57
2	74	22943	1999	U18	(2)	BLYTH Charlotte		HEM	* 11.99	12.00	* 11.76	23.75
3	67		2000	U18	(3)	MANNBY Siobhan		VIK	12.76	* 12.17	* 11.95	24.12
4	75	22536	2000	U18	(4)	MCLEISH Alice		HEM	12.92	* 12.41	* 12.42	24.83
5	64	20767	2000	U18	(5)	WEBSTER Atlanta		NOR	12.94	* 12.94	* 12.84	25.78
6	73	19746	2000	U18	(6)	BRADLEY Lydia		HEM	14.79	* 13.87	* 13.38	27.25
7	93		2000	U18	(7)	OTTER Harriet		VIK	15.64	* 14.73	* 15.49	30.22
8	82		1999	U18	(8)	ELPHICK Alex		ESX		* 15.36	* 15.21	30.57

Did Not Finish - Run-1 (1)

82		1999	U18			ELPHICK Alex		ESX				
----	--	------	-----	--	--	--------------	---	-----	--	--	--	--

++ Under 18 - Boys ++

1	18	23185	2000	U18	(1)	STEWARD Oliver		NOR	11.26	* 11.18	* 11.09	22.27
2	13		2000	U18	(2)	THOMPSON Connor		VIK	11.85	* 11.34	* 11.10	22.44
3	38		2000	U18	(3)	LOUCAIDES Edward		WGC	* 11.56		* 11.70	23.26
4	19		1999	U18	(4)	HEARNEY Christopher		NOR	11.95	* 11.83	* 11.98	23.81

Did Not Start - Run-1 (1)

22	22196	2000	U18			WARSOP Rowan		NOR				
----	-------	------	-----	--	--	--------------	---	-----	--	--	--	--

Did Not Start - Run-2 (1)

22	22196	2000	U18			WARSOP Rowan		NOR				
----	-------	------	-----	--	--	--------------	---	-----	--	--	--	--

Did Not Finish - Run-2 (1)

38		2000	U18			LOUCAIDES Edward		WGC				
----	--	------	-----	--	--	------------------	---	-----	--	--	--	--

Did Not Start - Run-3 (1)






22	22196	2000	U18			WARSOP Rowan		NOR				
----	-------	------	-----	--	--	--------------	---	-----	--	--	--	--

Disqualified - Run-3 (1)

6	22166	1999	U18			HOLMES Thomas		NOR				
---	-------	------	-----	--	--	---------------	---	-----	--	--	--	--

++ Under 21 - Men ++

1	15	21742	1998	U21	(1)	SEWELL Logan		NOR	10.19	* 10.05	* 10.04	20.09
---	----	-------	------	-----	-----	--------------	---	-----	-------	---------	---------	-------

Rank	Bib.	RegNo	Year	Cat	Rank	Name	Club	Run-1	Run-2	Run-3	Time
2	1	18810	1997	U21	(2)	FENELEY Luke		NOR	10.48 *	10.17 *	10.45	20.62
3	8	19713	1997	U21	(3)	BOTY Harry		HEM	10.59 *	10.35 *	10.55	20.90
4	11		1998	U21	(4)	LEVENE Harry		VIK	12.13 *	11.79 *	11.87	23.66
5	23		1998	U21	(5)	SYDER James		NOR	13.00 *	12.62 *	12.70	25.32
6	24	19696	1996	U21	(6)	CUTHBERT Daryl		VIK	* 13.78	13.96 *	13.60	27.38

++ Senior/Masters 1 - Men ++

1	26	22138	1987	SM1	(1)	BELLAMY Edward		NOR	13.35 *	12.74 *	12.78	25.52
---	----	-------	------	-----	-----	----------------	---	-----	---------	---------	-------	-------

++ Masters 2 - Ladies ++

1	98	14159	1970	MA2	(1)	ANDERSON Beverley		VIK	* 12.49	12.53 *	12.42	24.91
2	61	20742	1971	MA2	(2)	SAMPSON Melissa		NOR	13.40 *	13.00 *	12.57	25.57

++ Masters 2 - Men ++

1	10	13217	1968	MA2	(1)	SHARP Anthony		HEM	11.84 *	11.74 *	11.93	23.67
2	12	22220	1966	MA2	(2)	HOLMES Peter		NOR	12.25 *	12.15 *	12.05	24.20
3	17	18665	1967	MA2	(3)	SYDER Mark		NOR	12.45 *	12.29 *	12.42	24.71
4	25		1966	MA2	(4)	GARRETT Mike		NOR	14.43 *	14.04 *	13.74	27.78

++ Masters 3 - Men ++

1	28	17468	1961	MA3	(1)	GIBB Jim		CHT	* 11.70	11.86 *	11.82	23.52
2	3	10596	1963	MA3	(2)	BUNTON Paul		HEM	* 11.87	12.38 *	11.81	23.68
3	48	10372	1959	MA3	(3)	ANDERSON Christopher		VIK	13.64 *	13.38 *	12.93	26.31
4	31	1080	1941	MA3	(4)	SMITH Michael		BAS	* 14.24		14.39	28.63
5	36		1951	MA3	(5)	COOPER Douglas		NOR	* 15.95	16.31 *	15.85	31.80
6	37		1956	MA3	(6)	BRADLEY Stephen		HEM	* 16.24	16.25 *	16.17	32.41
7	34		1955	MA3	(7)	DANBURY Mike		WGC	* 14.55	14.63 *	20.54	35.09

Did Not Finish - Run-2 (1)

	31	1080	1941	MA3		SMITH Michael		BAS				
--	----	------	------	-----	--	---------------	---	-----	--	--	--	--

Did Not Start - Run-3 (1)

	49		1960	MA3		CAMPBELL Stephen		WGC				
--	----	--	------	-----	--	------------------	---	-----	--	--	--	--