

# EASTERN REGION SNOWSPORTS ASSOCIATION 2016

## Norfolk "Team Evolution" Summer League

### Special Slalom - Girls & Boys - Under 12's

### ERSA Summer League - Final Ranking











Rank	Bib.	RegNo	Year	Cat	Rank	Name	.....	Club	Run-1	Run-2	Run-3	Time
------	------	-------	------	-----	------	------	-------	------	-------	-------	-------	------

#### ++ Under 08 - Girls ++

1	159		2009	U08	(1)	WELSH Madeleine		VIK	26.09	* 25.18	* 24.91	50.09
---	-----	--	------	-----	-----	-----------------	---	-----	-------	---------	---------	-------

#### ++ Under 08 - Boys ++

1	114		2009	U08	(1)	FABER Ryan		TSN	* 18.85	* 18.87	19.19	37.72
2	119		2009	U08	(2)	BLACKWELL Jasper		TAL	23.54	* 23.01	* 22.76	45.77
3	121		2009	U08	(3)	GRIMES Myles		VIK	24.43	* 23.93	* 23.80	47.73
4	122		2010	U08	(4)	LAST William		NOR	* 25.41	25.98	* 24.84	50.25
5	125		2010	U08	(5)	KINGE Jacob		NOR	* 25.08	25.61	* 25.54	50.62
6	130		2009	U08	(6)	HARTNELL Sonny		NOR	* 25.82	25.86	* 25.10	50.92
7	127		2009	U08	(7)	HARTNELL Freddy		NOR	* 28.42	28.87	* 27.92	56.34
8	128		2010	U08	(8)	DYER Connor		NOR	* 30.27	31.26	* 28.66	58.93





#### ++ Under 10 - Girls ++

1	145		2007	U10	(1)	BUSHELL Grace		NOR	19.91	* 19.86	* 19.71	39.57
2	143		2007	U10	(2)	COZENS Zoe		NOR	* 20.64	22.21	* 21.36	42.00
3	146	23258	2008	U10	(3)	BUNTON Aimee		HEM	* 21.47	22.51	* 21.59	43.06
4	156		2007	U10	(4)	KINGE Lucy		NOR	* 21.77	* 21.71	22.35	43.48
5	155		2008	U10	(5)	JELPIDIFOROVA Valeria		ESX		* 23.45	* 22.29	45.74
6	141		2008	U10	(6)	HOWESON Lucy		HEM	* 24.86	25.28	* 25.04	49.90
7	149		2007	U10	(7)	KING Jessica		VIK	* 25.24	25.87	* 25.35	50.59
8	147		2007	U10	(8)	LAST Isabelle		NOR	* 25.44	26.30	* 25.61	51.05
9	157		2008	U10	(9)	SELF Neve		NOR	* 27.62	27.71	* 26.96	54.58

#### Disqualified - Run-1 (1)

	155		2008	U10		JELPIDIFOROVA Valeria		ESX				
--	-----	--	------	-----	--	-----------------------	---	-----	--	--	--	--

#### ++ Under 10 - Boys ++








1	115		2007	U10	(1)	MITCHELL Kieran		NOR	* 17.18	17.44	* 17.20	34.38
2	111		2007	U10	(2)	SMITH Bradley		VIK	18.96	* 18.88	* 18.38	37.26
3	118		2007	U10	(3)	WOOD George		VIK	* 19.24	* 19.49	19.64	38.73
4	129		2007	U10	(4)	TOMS Harry		ESX	* 19.54	20.30	* 19.80	39.34

EASTERN REGION SNOWSPORTS ASSOCIATION 2016

Norfolk "Team Evolution" Summer League

Special Slalom - Girls & Boys - Under 12's









ERSA Summer League - Final Ranking

Rank	Bib.	RegNo	Year	Cat	Rank	Name	.....	Club	Run-1	Run-2	Run-3	Time
5	108		2007	U10	(5)	ENGLAND Alfie		ESX	21.15	* 20.45	* 19.81	40.26
6	117		2008	U10	(6)	PARKER Alfie		HEM	20.88	* 20.60	* 20.05	40.65
7	131		2008	U10	(7)	MINTON-LEE Frankie		WGC		* 21.09	* 20.40	41.49
8	132		2007	U10	(8)	MANN Ralph		VIK	* 21.19	* 21.45	21.55	42.64
9	126		2007	U10	(9)	SYKES Oscar		NOR	24.84	* 23.67	* 22.97	46.64
10	124	23342	2008	U10	(10)	ELLIFF Rafe		VIK	* 24.02	* 24.66	24.74	48.68
11	123		2008	U10	(11)	CHAUHAN Ruben		NOR	* 24.59	* 24.78	25.15	49.37

Disqualified - Run-1 (1)

131	2008	U10	MINTON-LEE Frankie		WGC
-----	------	-----	--------------------	---	-----

**++ Under 12 - Girls ++**

1	142	22825	2005	U12	(1)	BARTLETT Honor		VIK	* 17.67	* 17.92	18.24	35.59
2	148	22930	2006	U12	(2)	BLACKWELL Lucy		TAL	* 18.12	* 18.27	18.45	36.39
3	160		2005	U12	(3)	MANN Madeleine		VIK	* 18.69	19.02	* 18.10	36.79
4	152	23273	2005	U12	(4)	PARKER Abbie		HEM	18.73	* 18.55	* 18.62	37.17
5	154	22938	2006	U12	(5)	HOWESON Olivia		HEM	* 19.51	19.87	* 18.74	38.25
6	150	22937	2005	U12	(6)	ALEY Lauren		HEM	* 21.24	* 20.72	21.29	41.96
7	151		2006	U12	(7)	SMITH Rosie		NOR	* 21.18	* 20.80	21.19	41.98
8	158		2005	U12	(8)	LINCOLN Isabel		NOR	* 21.06	* 20.93	21.09	41.99

Did Not Start - Run-1 (2)

144	2006	U12	VENABLES Phoebe		VIK	
153	22670	2006	U12	HETTERLEY Mollie		CHT












Did Not Start - Run-2 (2)

144	2006	U12	VENABLES Phoebe		VIK	
153	22670	2006	U12	HETTERLEY Mollie		CHT

Did Not Start - Run-3 (2)

144	2006	U12	VENABLES Phoebe		VIK	
153	22670	2006	U12	HETTERLEY Mollie		CHT

**++ Under 12 - Boys ++**



1	112	21649	2005	U12	(1)	BUNTON Ryan		HEM	16.11	* 16.10	* 15.54	31.64
2	110	21604	2005	U12	(2)	OGDEN Alexander		NOR	* 16.04	16.05	* 15.88	31.92
3	101	22087	2005	U12	(3)	PARKER Travis		NOR	* 16.65	* 16.60	17.02	33.25
4	102	22059	2006	U12	(4)	DADE Jake		NOR	* 16.76	* 16.80	16.83	33.56
5	109	23354	2005	U12	(5)	CHAUHAN Rohan		NOR	* 17.36		* 17.37	34.73
6	105		2006	U12	(6)	HADINGHAM Alex		NOR	* 18.23	* 17.37		35.60
7	107		2006	U12	(7)	SMITH Ben		VIK	* 18.32	* 18.17	18.43	36.49
8	104		2006	U12	(8)	JELPIDIFOROVA Eric		ESX	* 19.34	19.73	* 18.80	38.14
9	103		2006	U12	(9)	COZENS Samual		NOR	19.96	* 19.77	* 19.70	39.47
10	113		2005	U12	(10)	PAGE-BROWNE Adam		WGC	* 19.99	* 19.53	20.30	39.52
11	116		2005	U12	(11)	SHELLY Jack		VIK	21.48	* 20.62	* 20.73	41.35

## EASTERN REGION SNOWSPORTS ASSOCIATION 2016

## Norfolk "Team Evolution" Summer League

## Special Slalom - Girls &amp; Boys - Under 12's

## ERSA Summer League - Final Ranking

Rank	Bib.	RegNo	Year	Cat	Rank	Name	.....	Club	Run-1	Run-2	Run-3	Time
12	106		2006	U12	(12)	PHILLIPS Daniel		WGC	* 21.53	* 21.29	21.70	42.82
13	120		2005	U12	(13)	WARNE Ben		HEM	* 21.66	21.77	* 21.63	43.29

## Disqualified - Run-2 (1)

109	23354	2005	U12			CHAUHAN Rohan		NOR				
-----	-------	------	-----	--	--	---------------	--	-----	--	--	--	--

## Disqualified - Run-3 (1)

105		2006	U12			HADINGHAM Alex		NOR				
-----	--	------	-----	--	--	----------------	--	-----	--	--	--	--

## EASTERN REGION SNOWSPORTS ASSOCIATION 2016

### Norfolk "Team Evolution" Summer League











#### Special Slalom - Female & Male

#### ERSA Summer League - Final Ranking



Rank	Bib.	RegNo	Year	Cat	Rank	Name	.....	Club	Run-1	Run-2	Run-3	Time
------	------	-------	------	-----	------	------	-------	------	-------	-------	-------	------

#### ++ Under 14 - Girls ++

1	72	22179	2003	U14	(1)	HOLMES Abby		NOR	17.14	* 16.74	* 16.93	33.67
2	87	21334	2003	U14	(2)	BOTY Nia		HEM	18.14	* 17.73	* 17.31	35.04
3	70	22515	2003	U14	(3)	SHELLEY Annie		VIK	18.08	* 18.08	* 17.85	35.93
4	63	21017	2003	U14	(4)	ELLIFF Alexa		VIK	* 18.19		* 18.10	36.29
5	73		2003	U14	(5)	WARNE Charlotte		HEM	20.72	* 18.78	* 19.56	38.34
6	65		2003	U14	(6)	BARDER Katie		HEM	20.43	* 19.45	* 19.51	38.96
7	81		2004	U14	(7)	JONES Charlotte		TAL	21.02	* 19.19	* 19.92	39.11
8	85		2004	U14	(8)	SMITH Flori		NOR	* 20.22		* 19.44	39.66
9	78		2003	U14	(9)	WEST Sophie		VIK	20.22	* 19.85	* 19.89	39.74
10	80		2004	U14	(10)	KING Emily		VIK	22.71	* 21.86	* 21.46	43.32
11	83		2004	U14	(11)	WOOD Caitlin		VIK	23.17	* 22.68	* 22.73	45.41
12	84		2004	U14	(12)	VICOS Amelia		VIK	24.29	* 22.90	* 22.78	45.68
13	82	20678	2003	U14	(13)	CUTHBERT Tia		VIK	25.16	* 24.71	* 24.60	49.31

#### Did Not Start - Run-1 (1)

	77		2004	U14		VENABLES Felicity		VIK				
--	----	--	------	-----	--	-------------------	---	-----	--	--	--	--

#### Did Not Start - Run-2 (1)

	77		2004	U14		VENABLES Felicity		VIK				
--	----	--	------	-----	--	-------------------	---	-----	--	--	--	--

#### Did Not Finish - Run-2 (1)

	63	21017	2003	U14		ELLIFF Alexa		VIK				
--	----	-------	------	-----	--	--------------	---	-----	--	--	--	--

#### Disqualified - Run-2 (2)

	85		2004	U14		SMITH Flori		NOR				
	93		2003	U14		GROSE Elise		NOR				

#### Did Not Start - Run-3 (1)

	77		2004	U14		VENABLES Felicity		VIK				
--	----	--	------	-----	--	-------------------	---	-----	--	--	--	--

#### Disqualified - Run-3 (1)

	93		2003	U14		GROSE Elise		NOR				
--	----	--	------	-----	--	-------------	---	-----	--	--	--	--

#### ++ Under 14 - Boys ++












1	5	20884	2003	U14	(1)	THOMPSON Joseph		NOR		* 15.34	* 15.65	30.99
---	---	-------	------	-----	-----	-----------------	---	-----	--	---------	---------	-------

**EASTERN REGION SNOWSPORTS ASSOCIATION 2016**

**Norfolk "Team Evolution" Summer League**

**Special Slalom - Female & Male**

**ERSA Summer League - Final Ranking**

Rank	Bib.	RegNo	Year	Cat	Rank	Name	.....	Club	Run-1	Run-2	Run-3	Time
2	23	23349	2003	U14	(2)	BUSHELL George		NOR	16.14	* 15.94	* 15.69	<b>31.63</b>
3	21	21194	2003	U14	(3)	NEWTON Charlie		HEM	16.42	* 16.14	* 16.64	<b>32.78</b>
4	32	20264	2003	U14	(4)	REIDY Thomas		HEM	18.83	* 17.65	* 18.01	<b>35.66</b>
5	33	22212	2003	U14	(5)	MCANALLY Ewan		WGC		* 17.66	* 18.13	<b>35.79</b>
6	30	22827	2003	U14	(6)	BARTLETT Arthur		VIK	18.06	* 17.96	* 18.34	<b>36.30</b>
7	41		2004	U14	(7)	MARSH Joel		NOR	* 18.29		* 18.39	<b>36.68</b>
8	39		2004	U14	(8)	ALI Dylan		VIK	* 19.12	19.55	* 19.62	<b>38.74</b>
9	44		2004	U14	(9)	HALLIDAY Ben		NOR	20.39	* 20.34	* 20.24	<b>40.58</b>
10	47		2003	U14	(10)	ALGER James		NOR	21.36	* 20.82	* 21.30	<b>42.12</b>
11	45		2004	U14	(11)	FULCHER Lewis		VIK	* 21.62	21.68	* 22.39	<b>44.01</b>
12	43		2004	U14	(12)	DAVIES Ben		NOR	* 22.23	22.70	* 23.02	<b>45.25</b>



**Did Not Finish - Run-1 (1)**

33	22212	2003	U14		MCANALLY Ewan		WGC
----	-------	------	-----	--	---------------	---	-----

**Disqualified - Run-1 (1)**

5	20884	2003	U14		THOMPSON Joseph		NOR
---	-------	------	-----	--	-----------------	---	-----












**Did Not Finish - Run-2 (2)**

20	22306	2003	U14		TURNER Alfie		HEM
41		2004	U14		MARSH Joel		NOR

**Did Not Finish - Run-3 (1)**

20	22306	2003	U14		TURNER Alfie		HEM
----	-------	------	-----	--	--------------	---	-----

**++ Under 16 - Girls ++**

1	75	20337	2001	U16	(1)	SKIPPER Megan		NOR	16.28	* 15.17	* 15.15	<b>30.32</b>
2	96	21355	2001	U16	(2)	TAPSELL Charlotte		HEM	15.79	* 15.26	* 15.23	<b>30.49</b>
3	62	20496	2002	U16	(3)	SCRANAGE-HARRISON Elenor		HEM	* 15.34	15.51	* 15.20	<b>30.54</b>
4	91	22082	2001	U16	(4)	HAWKINS Zara		HEM	18.00	* 17.17	* 16.87	<b>34.04</b>
5	89	22083	2001	U16	(5)	HAWKINS Danielle		HEM	18.72	* 17.33	* 17.18	<b>34.51</b>
6	90	22084	2001	U16	(6)	HAWKINS Lily		HEM	* 18.24		* 17.47	<b>35.71</b>
7	92		2002	U16	(7)	BLYTH Helena		HEM	19.44	* 19.28	* 18.51	<b>37.79</b>
8	76		2002	U16	(8)	SHELLEY Madeline		VIK	19.55	* 19.43	* 19.42	<b>38.85</b>
9	69		2001	U16	(9)	HACKETT Layla		VIK	* 19.73		* 19.87	<b>39.60</b>
10	88		2002	U16	(10)	GOMEZ CLARKE Anna		NOR	21.47	* 20.92	* 20.63	<b>41.55</b>
11	86		2002	U16	(11)	POUNDALL Anya		NOR	24.67	* 24.48	* 24.55	<b>49.03</b>

**Did Not Finish - Run-2 (1)**

69		2001	U16		HACKETT Layla		VIK
----	--	------	-----	--	---------------	---	-----

**Disqualified - Run-2 (1)**

90	22084	2001	U16		HAWKINS Lily		HEM
----	-------	------	-----	--	--------------	---	-----

**Did Not Finish - Run-3 (1)**

61	22615	2001	U16		FABER Sophie		TSN
----	-------	------	-----	--	--------------	---	-----




Rank	Bib.	RegNo	Year	Cat	Rank	Name	.....	Club	Run-1	Run-2	Run-3	Time
------	------	-------	------	-----	------	------	-------	------	-------	-------	-------	------

**++ Under 16 - Boys ++**

1	10	20481	2001	U16	(1)	HUDSON Thomas		NOR	14.42	* 14.32	* 14.53	<b>28.85</b>
2	14	22009	2001	U16	(2)	APPLETON Byron		HEM	15.20	* 15.20	* 15.16	<b>30.36</b>
3	7	22164	2001	U16	(3)	LONGSTAFF Michael		WGC	16.04	* 15.74	* 15.99	<b>31.73</b>
4	22	23350	2002	U16	(4)	GOMEZ CLARKE Jamie		NOR		* 15.94	* 16.13	<b>32.07</b>
5	35		2002	U16	(5)	HIGGINS James		NOR	17.57	* 16.15	* 15.98	<b>32.13</b>
6	34		2001	U16	(6)	REYNOLDS Joshua		NOR		* 16.73	* 16.97	<b>33.70</b>
7	42		2002	U16	(7)	CROUGHAN Ewan		NOR	18.13	* 17.85	* 18.10	<b>35.95</b>
8	46		2002	U16	(8)	ROSE Tobias		NOR	* 17.91	18.00	* 18.29	<b>36.20</b>
9	53		2002	U16	(9)	HEYMOZ Daniel		WGC	* 18.28		* 18.03	<b>36.31</b>


**Did Not Start - Run-1 (1)**

13	19855	2002	U16			BINGHAM Nicholas		ESX				
----	-------	------	-----	--	--	------------------	---	-----	--	--	--	--

**Disqualified - Run-1 (2)**

22	23350	2002	U16			GOMEZ CLARKE Jamie		NOR				
34		2001	U16			REYNOLDS Joshua		NOR				

**Did Not Start - Run-2 (1)**

13	19855	2002	U16			BINGHAM Nicholas		ESX				
----	-------	------	-----	--	--	------------------	---	-----	--	--	--	--

**Did Not Finish - Run-2 (1)**

53		2002	U16			HEYMOZ Daniel		WGC				
----	--	------	-----	--	--	---------------	---	-----	--	--	--	--

**Did Not Start - Run-3 (1)**

13	19855	2002	U16			BINGHAM Nicholas		ESX				
----	-------	------	-----	--	--	------------------	---	-----	--	--	--	--

**++ Under 18 - Girls ++**

1	68	20921	1999	U18	(1)	DURANT Antonia		VIK	16.40	* 16.38	* 16.55	<b>32.93</b>
2	67	22943	1999	U18	(2)	BLYTH Charlotte		HEM	17.23	* 16.93	* 16.51	<b>33.44</b>
3	66	20767	2000	U18	(3)	WEBSTER Atlanta		NOR	18.50	* 18.41	* 18.20	<b>36.61</b>

**Did Not Finish - Run-3 (1)**

64	19235	1999	U18			ROYAL Natasha		VIK				
----	-------	------	-----	--	--	---------------	---	-----	--	--	--	--

**++ Under 18 - Boys ++**

1	12	21691	1999	U18	(1)	LANE Joshua		NOR	14.60	* 14.22	* 14.23	<b>28.45</b>
2	15	22166	1999	U18	(2)	HOLMES Thomas		NOR	14.94	* 14.43	* 14.73	<b>29.16</b>
3	1	18809	1999	U18	(3)	FENELEY William		NOR	* 14.97		* 15.39	<b>30.36</b>
4	8	20184	2000	U18	(4)	NEWTON William		HEM	16.41	* 16.07	* 15.79	<b>31.86</b>
5	16	23185	2000	U18	(5)	STEWART Oliver		NOR		* 16.13	* 16.11	<b>32.24</b>
6	9		2000	U18	(6)	THOMPSON Connor		VIK	* 16.40	16.49	* 16.99	<b>33.39</b>
7	19		1999	U18	(7)	HEARNEY Christopher		NOR	* 16.70	16.72	* 17.26	<b>33.96</b>

## EASTERN REGION SNOWSPORTS ASSOCIATION 2016

## Norfolk "Team Evolution" Summer League

## Special Slalom - Female &amp; Male

## ERSA Summer League - Final Ranking

Rank	Bib.	RegNo	Year	Cat	Rank	Name	.....	Club	Run-1	Run-2	Run-3	Time
------	------	-------	------	-----	------	------	-------	------	-------	-------	-------	------

## Did Not Finish - Run-1 (1)

16	23185	2000	U18		STEWART Oliver			NOR				
----	-------	------	-----	--	----------------	---	--	-----	--	--	--	--








## Did Not Finish - Run-2 (1)

1	18809	1999	U18		FENELEY William			NOR				
---	-------	------	-----	--	-----------------	---	--	-----	--	--	--	--


**++ Under 21 - Ladies ++**

1	97	20754	1997	U21	(1)	SPANTON Jessica		NOR	16.73	* 15.87	* 15.62	<b>31.49</b>
---	----	-------	------	-----	-----	-----------------	---	-----	-------	---------	---------	--------------

**++ Under 21 - Men ++**

1	55	20293	1996	U21	(1)	CLAYTON Adam		NOR	* 14.19		* 13.86	<b>28.05</b>
2	48	19713	1997	U21	(2)	BOTY Harry		HEM		* 15.51	* 14.97	<b>30.48</b>
3	6		1996	U21	(3)	REEDER James		VIK	* 16.31		* 16.43	<b>32.74</b>
4	49		1998	U21	(4)	LEVENE Harry		VIK	17.46	* 17.16	* 17.36	<b>34.52</b>
5	26		1998	U21	(5)	SYDER James		NOR	18.17	* 17.70	* 18.30	<b>36.00</b>
6	24		1997	U21	(6)	STEWART Harry		NOR	18.27	* 18.14	* 18.05	<b>36.19</b>
7	28	19696	1996	U21	(7)	CUTHBERT Daryl		VIK	18.58	* 18.46	* 18.53	<b>36.99</b>

## Did Not Finish - Run-1 (1)

48	19713	1997	U21		BOTY Harry			HEM				
----	-------	------	-----	--	------------	---	--	-----	--	--	--	--

## Disqualified - Run-1 (1)

4	21742	1998	U21		SEWELL Logan			NOR				
---	-------	------	-----	--	--------------	---	--	-----	--	--	--	--

## Did Not Finish - Run-2 (1)

55	20293	1996	U21		CLAYTON Adam			NOR				
----	-------	------	-----	--	--------------	---	--	-----	--	--	--	--

## Disqualified - Run-2 (2)

4	21742	1998	U21		SEWELL Logan			NOR				
6		1996	U21		REEDER James			VIK				

## Did Not Start - Run-3 (1)

4	21742	1998	U21		SEWELL Logan			NOR				
---	-------	------	-----	--	--------------	---	--	-----	--	--	--	--

**++ Senior/Masters 1 - Ladies ++**

1	95	19016	1995	SM1	(1)	SKIPPER Sophie		NOR	15.75	* 15.36	* 15.23	<b>30.59</b>
2	71		1993	SM1	(2)	AYLING-BATE Sarah		VIK	18.15	* 18.03	* 18.50	<b>36.53</b>

**++ Senior/Masters 1 - Men ++**





1	52	18629	1993	SM1	(1)	MOLLOY Daniel		NOR	14.55	* 13.72	* 13.97	<b>27.69</b>
---	----	-------	------	-----	-----	---------------	---	-----	-------	---------	---------	--------------

**EASTERN REGION SNOWSPORTS ASSOCIATION 2016**

**Norfolk "Team Evolution" Summer League**

**Special Slalom - Female & Male**

**ERSA Summer League - Final Ranking**

Rank	Bib.	RegNo	Year	Cat	Rank	Name	.....	Club	Run-1	Run-2	Run-3	Time
2	54	14921	1992	SM1	(2)	HUGHES Toby		NOR	14.15	* 13.97	* 14.23	<b>28.20</b>
3	50	14168	1993	SM1	(3)	WHEATMAN Max		NOR	* 14.82		* 14.65	<b>29.47</b>
4	11	20175	1992	SM1	(4)	DARRELL Mathew		NOR	16.36	* 16.15	* 16.31	<b>32.46</b>
5	31	22138	1987	SM1	(5)	BELLAMY Edward		NOR	* 17.07	17.33	* 17.69	<b>34.76</b>

**Did Not Finish - Run-2 (1)**

50	14168	1993	SM1		WHEATMAN Max		NOR					
----	-------	------	-----	--	--------------	---	-----	--	--	--	--	--

**++ Masters 2 - Ladies ++**

1	94	14159	1970	MA2	(1)	ANDERSON Beverley		VIK	18.06	* 17.60	* 17.69	<b>35.29</b>
2	74	20742	1971	MA2	(2)	SAMPSON Melissa		NOR	* 18.26	19.25	* 18.51	<b>36.77</b>

**Did Not Start - Run-1 (1)**

79		1973	MA2		DE VILLIERS Hayley		HEM					
----	--	------	-----	--	--------------------	---	-----	--	--	--	--	--

**Did Not Start - Run-2 (1)**

79		1973	MA2		DE VILLIERS Hayley		HEM					
----	--	------	-----	--	--------------------	---	-----	--	--	--	--	--

**Did Not Start - Run-3 (1)**

79		1973	MA2		DE VILLIERS Hayley		HEM					
----	--	------	-----	--	--------------------	---	-----	--	--	--	--	--

**++ Masters 2 - Men ++**

1	2	22220	1966	MA2	(1)	HOLMES Peter		NOR	17.11	* 16.71	* 16.79	<b>33.50</b>
2	17	13217	1968	MA2	(2)	SHARP Anthony		HEM	17.30	* 17.01	* 17.24	<b>34.25</b>
3	18	18665	1967	MA2	(3)	SYDER Mark		NOR	17.28	* 17.20	* 17.95	<b>35.15</b>
4	27		1967	MA2	(4)	DURANT Jim		VIK	18.85	* 18.54	* 18.39	<b>36.93</b>
5	29		1966	MA2	(5)	GARRETT Mike		NOR	20.23	* 19.17	* 19.21	<b>38.38</b>

**Did Not Start - Run-1 (1)**

40		1970	MA2		BAUMBACH Michael		VIK					
----	--	------	-----	--	------------------	---	-----	--	--	--	--	--

**Did Not Start - Run-2 (1)**

40		1970	MA2		BAUMBACH Michael		VIK					
----	--	------	-----	--	------------------	---	-----	--	--	--	--	--

**Did Not Start - Run-3 (1)**

40		1970	MA2		BAUMBACH Michael		VIK					
----	--	------	-----	--	------------------	---	-----	--	--	--	--	--

**++ Masters 3 - Men ++**

1	3	10596	1963	MA3	(1)	BUNTON Paul		HEM	16.97	* 16.60	* 16.86	<b>33.46</b>
2	25	17468	1961	MA3	(2)	GIBB Jim		CHT	* 16.91		* 17.12	<b>34.03</b>
3	51	10372	1959	MA3	(3)	ANDERSON Christopher		VIK	18.51	* 18.31	* 18.84	<b>37.15</b>
4	36	1080	1941	MA3	(4)	SMITH Michael		BAS	20.77	* 20.24	* 20.70	<b>40.94</b>



**EASTERN REGION SNOWSPORTS ASSOCIATION 2016**

**Norfolk "Team Evolution" Summer League**

**Special Slalom - Female & Male**

**ERSA Summer League - Final Ranking**

Rank	Bib.	RegNo	Year	Cat	Rank	Name	.....	Club	Run-1	Run-2	Run-3	Time
5	37		1955	MA3	(5)	DANBURY Mike		WGC	21.50	* 21.39	* 21.24	<b>42.63</b>
6	38	1134	1951	MA3	(6)	COOPER Douglas		NOR	23.12	* 22.96	* 23.04	<b>46.00</b>

**Did Not Finish - Run-2 (1)**

	25	17468	1961	MA3		GIBB Jim		CHT				
--	----	-------	------	-----	--	----------	---	-----	--	--	--	--