

EASTERN REGION SNOWSPORTS ASSOCIATION 2016

Vikings "Team Evolution" Summer League

Special Slalom - Boys & Girls (U12's)

ERSA Summer League - Final Ranking - Points



Rank	Bib.	RegNo	Year	Cat	Rank	Name	Club	Run 1	Run 2	Run 3	Time	Points	Perf
------	------	-------	------	-----	------	------	-------	------	-------	-------	-------	------	--------	------

++ Under 08 - Girls ++

1	72		2009	U08	(1)	SADDLER Isabel		TSN	* 17.52	17.89	* 16.91	34.43	126.06	-
---	----	--	------	-----	-----	----------------	---	-----	---------	-------	---------	--------------	--------	---

Did Not Start - Run 1 (1)

	73		2009	U08		WELSH Madeleine		VIK						
--	----	--	------	-----	--	-----------------	---	-----	--	--	--	--	--	--

Did Not Start - Run 2 (1)

	73		2009	U08		WELSH Madeleine		VIK						
--	----	--	------	-----	--	-----------------	---	-----	--	--	--	--	--	--











Did Not Start - Run 3 (1)

	73		2009	U08		WELSH Madeleine		VIK						
--	----	--	------	-----	--	-----------------	---	-----	--	--	--	--	--	--

++ Under 08 - Boys ++

1	12		2009	U08	(1)	FABER Ryan		TSN	* 16.75	17.30	* 16.52	33.27	113.20	- 56.09
2	34		2009	U08	(2)	BLACKWELL Jasper		TAL	* 18.13	18.57	* 18.38	36.51	194.34	- 144.31
3	42		2010	U08	(3)	AMOS Brody		ESX	* 19.18	* 19.25	21.38	38.43	242.42	- 458.45
4	38		2009	U08	(4)	GRIMES Myles		VIK	* 19.73	19.87	* 19.66	39.39	266.46	- 112.96
5	39		2010	U08	(5)	LAST William		NOR	* 20.31	20.78	* 20.66	40.97	306.03	- 145.58
6	49		2010	U08	(6)	KINGE Jacob		NOR	* 20.91	22.20	* 20.70	41.61	322.06	-
7	46		2009	U08	(7)	HARTNELL Sonny		NOR	* 20.73	* 20.98	21.07	41.71	324.56	-
8	45		2009	U08	(8)	HARTNELL Freddy		NOR	* 23.31	23.66	* 23.23	46.54	445.52	-

++ Under 10 - Girls ++

1	53		2007	U10	(1)	BUSHELL Grace		NOR	* 17.27	17.58	* 17.08	34.35	124.10	+ 22.73
2	60	23258	2008	U10	(2)	BUNTON Aimee		HEM	* 17.77	18.48	* 17.29	35.06	141.54	+ 30.57
3	58		2008	U10	(3)	HOWESON Lucy		HEM	18.92	* 18.26	* 17.82	36.08	166.61	- 132.62
4	70		2007	U10	(4)	KINGE Lucy		NOR	* 18.46	* 18.78	18.85	37.24	195.11	-
5	66		2008	U10	(5)	AMOS Lilly-Ella		ESX	19.40	* 19.01	* 18.88	37.89	211.09	- 156.14
6	71		2007	U10	(6)	WINSER Gretchen		VIK	19.70	* 19.32	* 18.84	38.16	217.72	-
7	62		2008	U10	(7)	JELPIDIFOROVA Valeria		ESX	* 19.47	19.55	* 18.90	38.37	222.88	- 79.14
8	63		2007	U10	(8)	COZENS Zoe		NOR	* 20.11	20.18	* 19.42	39.53	251.39	+ 48.85
9	64		2007	U10	(9)	KING Jessica		VIK	* 21.29	* 21.30	21.43	42.59	326.58	+ 40.69
10	68		2008	U10	(10)	SELF Neve		NOR	* 24.07	24.64	* 24.50	48.57	473.53	-

EASTERN REGION SNOWSPORTS ASSOCIATION 2016

Vikings "Team Evolution" Summer League

Special Slalom - Boys & Girls (U12's)

ERSA Summer League - Final Ranking - Points

Rank	Bib.	RegNo	Year	Cat	Rank	Name	Club	Run 1	Run 2	Run 3	Time	Points	Perf
------	------	-------	------	-----	------	------	-------	------	-------	-------	-------	------	--------	------

Did Not Start - Run 1 (1)

59			2007	U10		LAST Isabelle		NOR						
----	--	--	------	-----	--	---------------	---	-----	--	--	--	--	--	--

Did Not Start - Run 2 (1)

59			2007	U10		LAST Isabelle		NOR						
----	--	--	------	-----	--	---------------	---	-----	--	--	--	--	--	--

Did Not Start - Run 3 (1)

59			2007	U10		LAST Isabelle		NOR						
----	--	--	------	-----	--	---------------	---	-----	--	--	--	--	--	--

++ Under 10 - Boys ++

1	18		2007	U10	(1)	MITCHELL Kieran		NOR	* 15.56	36.58	* 15.33	30.89	53.59	- 59.41
2	25		2007	U10	(2)	SMITH Bradley		VIK	* 15.89	* 16.01	16.03	31.90	78.89	+ 27.05
3	31		2007	U10	(3)	WOOD George		VIK	* 16.28	* 16.26	43.76	32.54	94.91	- 212.98
4	27		2008	U10	(4)	PARKER Alfie		HEM	* 16.23	16.67	* 16.33	32.56	95.42	- 112.80
5	17		2007	U10	(5)	ENGLAND Alfie		ESX	* 16.19	16.74	* 16.56	32.75	100.17	- 36.12
6	48		2007	U10	(6)	TOMS Harry		ESX	* 16.53	* 16.69	16.95	33.22	111.94	-
7	30		2007	U10	(7)	VERGANI Alberto		HEM	* 17.30	* 17.52	17.58	34.82	152.01	- 151.63
8	33		2007	U10	(8)	SEWELL Bertie		NOR	* 18.03	* 17.69	18.41	35.72	174.55	- 155.97
9	32		2007	U10	(9)	FRANCIS Jude		VIK	* 17.85	18.29	* 18.14	35.99	181.31	- 138.34
10	43	23342	2008	U10	(10)	ELLIFF Rafe		VIK	* 18.77	19.44	* 18.86	37.63	222.39	- 683.74
11	41		2008	U10	(11)	HALLIDAY Thomas		NOR	20.79	* 20.57	* 20.36	40.93	305.03	- 251.94
12	40		2008	U10	(12)	CHAUHAN Ruben		NOR	* 20.26	21.78	* 20.77	41.03	307.53	- 217.29
13	37		2007	U10	(13)	CHILDS Scott		WGC	* 21.15	* 21.13		42.28	338.84	- 36.24

Did Not Start - Run 1 (1)

36			2007	U10		MANN Ralph		VIK						
----	--	--	------	-----	--	------------	---	-----	--	--	--	--	--	--

Did Not Finish - Run 1 (1)

29			2008	U10		MINTON-LEE Frankie		WGC						
----	--	--	------	-----	--	--------------------	---	-----	--	--	--	--	--	--

Did Not Start - Run 2 (1)

36			2007	U10		MANN Ralph		VIK						
----	--	--	------	-----	--	------------	---	-----	--	--	--	--	--	--

Did Not Start - Run 3 (2)

36			2007	U10		MANN Ralph		VIK						
37			2007	U10		CHILDS Scott		WGC						

Disqualified - Run 3 (1)

29			2008	U10		MINTON-LEE Frankie		WGC						
----	--	--	------	-----	--	--------------------	---	-----	--	--	--	--	--	--

++ Under 12 - Girls ++










1	75	22122	2005	U12	(1)	THOMPSON Niamh		TSN	* 14.72	14.76	* 14.58	29.30	0.00	-
2	57	23273	2005	U12	(2)	PARKER Abbie		HEM	* 15.28	15.49	* 15.40	30.68	33.91	+ 24.50

EASTERN REGION SNOWSPORTS ASSOCIATION 2016

Vikings "Team Evolution" Summer League

Special Slalom - Boys & Girls (U12's)

ERSA Summer League - Final Ranking - Points

Rank	Bib.	RegNo	Year	Cat	Rank	Name	Club	Run 1	Run 2	Run 3	Time	Points	Perf
3	56	22825	2005	U12	(3)	BARTLETT Honor		VIK	* 15.37	* 15.67	16.04	31.04	42.76	+ 47.48
4	51	22938	2006	U12	(4)	HOWESON Olivia		HEM	* 15.95	* 15.63	16.48	31.58	56.03	+ 22.84
5	54	22930	2006	U12	(5)	BLACKWELL Lucy		TAL	* 15.72	16.34	* 16.17	31.89	63.65	+ 28.02
6	55		2006	U12	(6)	SMITH Rosie		NOR	* 17.44	17.70	* 17.19	34.63	130.98	- 223.52
7	74		2005	U12	(7)	LINCOLN Isabel		NOR	17.97	* 17.48	* 17.39	34.87	136.87	-
8	61		2006	U12	(8)	VENABLES Phoebe		VIK	* 17.44	18.07	* 17.93	35.37	149.16	+ 77.13
9	69		2005	U12	(9)	DAY Laila		VIK	* 18.74	19.13	* 18.65	37.39	198.80	-
10	67		2005	U12	(10)	SAUNDERS Mackenzi		VIK	* 19.84	20.40	* 20.06	39.90	260.48	- 150.19
11	52		2005	U12	(11)	MAGUIRE Mia		VIK	20.73	* 20.54	* 20.14	40.68	279.65	+ 26.41

Did Not Start - Run 1 (1)

65	22861	2005	U12		TWEEDY Petra		VIK
----	-------	------	-----	--	--------------	---	-----














Did Not Start - Run 2 (1)

65	22861	2005	U12		TWEEDY Petra		VIK
----	-------	------	-----	--	--------------	---	-----

Did Not Start - Run 3 (1)

65	22861	2005	U12		TWEEDY Petra		VIK
----	-------	------	-----	--	--------------	---	-----

++ Under 12 - Boys ++

1	19	21649	2005	U12	(1)	BUNTON Ryan		HEM	14.55	* 14.45	* 14.30	28.75	0.00	+ 18.35
2	22	22059	2006	U12	(2)	DADE Jake		NOR	* 14.71	14.92	* 14.69	29.40	16.28	+ 4.54
3	16	22087	2005	U12	(3)	PARKER Travis		NOR	* 14.75	15.20	* 15.01	29.76	25.29	+ 35.28
4	20	23354	2005	U12	(4)	CHAUHAN Rohan		NOR	* 15.31	15.45	* 15.32	30.63	47.08	- 1.46
5	21		2006	U12	(5)	SMITH Ben		VIK	* 15.63	15.76	* 15.66	31.29	63.61	- 28.34
6	14		2006	U12	(6)	JELPIDIFOROVA Eric		ESX	* 15.97	16.01	* 15.78	31.75	75.13	- 83.84
7	23		2006	U12	(7)	HADINGHAM Alex		NOR	* 16.27	16.41	* 15.98	32.25	87.65	- 63.73
8	13		2005	U12	(8)	THOMSON Kai		VIK		* 16.20	* 16.44	32.64	97.42	- 86.17
9	15		2005	U12	(9)	PAGE-BROWNE Adam		WGC	17.10	* 16.85	* 16.77	33.62	121.96	- 6.61
10	44		2006	U12	(10)	SADLER Oliver		TSN	* 16.99	* 17.26	17.76	34.25	137.74	-
11	35	23247	2005	U12	(11)	WARNE Ben		HEM	* 17.42	* 17.39	18.04	34.81	151.76	- 188.40
12	26		2005	U12	(12)	SHELLY Jack		VIK	* 17.44	* 17.56	32.67	35.00	156.52	- 50.63
13	24		2006	U12	(13)	PHILLIPS Daniel		WGC	* 17.26	* 17.94	27.88	35.20	161.53	- 42.46
14	11		2006	U12	(14)	COZENS Samual		NOR	* 17.76	* 17.97	31.59	35.73	174.80	+ 88.38
15	47		2005	U12	(15)	SHARMAN Hugo		HEM	* 18.44	19.11	* 19.05	37.49	218.88	-

Did Not Start - Run 1 (1)

28		2005	U12		PARTLETT-HULSTROM Albie		VIK
----	--	------	-----	--	-------------------------	---	-----

Did Not Finish - Run 1 (1)

13		2005	U12		THOMSON Kai		VIK
----	--	------	-----	--	-------------	---	-----

Did Not Start - Run 2 (1)

28		2005	U12		PARTLETT-HULSTROM Albie		VIK
----	--	------	-----	--	-------------------------	---	-----

Did Not Start - Run 3 (1)

28		2005	U12		PARTLETT-HULSTROM Albie		VIK
----	--	------	-----	--	-------------------------	---	-----

EASTERN REGION SNOWSPORTS ASSOCIATION 2016

Vikings "Team Evolution" Summer League

Special Slalom - Boys & Girls (U12's)

ERSA Summer League - Final Ranking - Points

EASTERN REGION SNOWSPORTS ASSOCIATION 2016

VIK "Team Evolution" Summer League

Special Slalom - Female and Male

ERSA Summer League - Final Ranking - Points



Rank	Bib.	RegNo	Year	Cat	Rank	Name	Club	Run 1	Run 2	Run 3	Time	Points	Perf
++ Under 14 - Girls ++													
1	73	22179	2003	U14	(1)	HOLMES Abby	NOR	* 14.60	15.35	* 15.18	29.78	80.36	- 34.96
2	80	21017	2003	U14	(2)	ELLIFF Alexa	VIK	15.61	* 15.31	* 15.44	30.75	106.43	- 79.20
3	81		2003	U14	(3)	FRANCIS Mia	VIK	* 15.60	15.71	* 15.63	31.23	119.33	- 76.39
4	78	22515	2003	U14	(4)	SHELLEY Annie	VIK	* 15.59	15.73	* 15.71	31.30	121.21	- 55.52
5	84		2004	U14	(5)	VENABLES Felicity	VIK	* 16.05	16.47	* 16.25	32.30	148.09	- 82.02
6	79	23246	2003	U14	(6)	WARNE Charlotte	HEM	16.16	* 16.05	* 16.50	32.55	154.80	- 22.18
7	82	22806	2003	U14	(7)	FARROW Ellie	HEM	16.62	* 16.38	* 16.33	32.71	159.10	- 42.17
8	77	20998	2003	U14	(8)	BARDER Katie	HEM	17.03	* 16.56	* 16.46	33.02	167.44	+ 6.84
9	87		2003	U14	(9)	WEST Sophie	VIK	* 16.54	16.97	* 16.72	33.26	173.89	- 112.94
10	98	23421	2004	U14	(10)	HUGHES Sophie	ESX	* 17.18	17.19	* 17.33	34.51	207.48	-
11	99		2004	U14	(11)	SMITH Flori	NOR	18.66	* 17.77	* 17.54	35.31	228.98	-
12	89		2004	U14	(12)	KING Emily	VIK	* 18.29	18.50	* 18.18	36.47	260.16	- 97.37
13	93		2004	U14	(13)	WOOD Caitlin	VIK	19.54	* 19.23	* 18.68	37.91	298.86	- 158.93
14	96		2003	U14	(14)	GROSE Elise	NOR	* 20.04	20.08	* 19.22	39.26	335.14	-
15	102		2003	U14	(15)	NORAGER Katie	VIK	* 19.42	19.54	* 19.99	39.41	339.17	-
16	95		2004	U14	(16)	VICOS Amelia	VIK	21.13	* 20.30	* 20.23	40.53	369.27	- 255.90
17	92		2003	U14	(17)	CUTHBERT Tia	VIK	* 20.18	20.23	* 20.52	40.70	373.84	- 65.84
18	94		2004	U14	(18)	DE FRIEND Faye	ESX	20.43	* 20.28	* 20.67	40.95	380.56	- 167.11

Did Not Start - Run 1 (1)

91		2004	U14		JONES Charlotte	TAL
----	--	------	-----	--	-----------------	-----

Did Not Start - Run 2 (1)

91		2004	U14		JONES Charlotte	TAL
----	--	------	-----	--	-----------------	-----

Did Not Start - Run 3 (1)

91		2004	U14		JONES Charlotte	TAL
----	--	------	-----	--	-----------------	-----

++ Under 14 - Boys ++

1	14	20884	2003	U14	(1)	THOMPSON Joseph	NOR	* 13.37	13.95	* 13.39	26.76	59.73	- 16.60
2	24	23349	2003	U14	(2)	BUSHELL George	NOR	* 14.04	14.59	* 13.81	27.85	91.49	- 48.11
3	35	22827	2003	U14	(3)	BARTLETT Arthur	VIK	15.34	* 15.29	* 15.40	30.69	174.25	+ 7.86
4	22		2003	U14	(4)	TURNER Alfie	HEM	* 15.49	16.11	* 15.35	30.84	178.62	+ 45.49
5	37	20264	2003	U14	(5)	REIDY Thomas	HEM	* 15.76	15.86	* 15.47	31.23	189.98	+ 12.53
6	38		2003	U14	(6)	MCANALLY Ewan	WGC		* 16.42	* 15.69	32.11	215.62	+ 25.76

EASTERN REGION SNOWSPORTS ASSOCIATION 2016

VIK "Team Evolution" Summer League

Special Slalom - Female and Male

ERSA Summer League - Final Ranking - Points

Rank	Bib.	RegNo	Year	Cat	[Rank]	Name	Club	Run 1	Run 2	Run 3	Time	Points	Perf
7	49		2003	U14	(7)	SEWELL Sebastian		NOR	17.07	* 16.89	* 16.07	32.96	240.39	- 100.12
7	47		2004	U14	(7)	ALI Dylan		VIK	* 16.34	16.47	* 16.62	32.96	240.39	- 97.97
9	61		2004	U14	(9)	FISHER Edward		ESX	17.08	* 16.97	* 16.53	33.50	256.12	-
10	54		2004	U14	(10)	FULCHER Lewis		VIK	17.50	* 17.29	* 17.48	34.77	293.13	-
11	56		2004	U14	(11)	HALLIDAY Ben		NOR	18.16	* 17.90	* 17.97	35.87	325.18	-
12	59		2003	U14	(12)	ALGER James		NOR	17.96	* 17.49	* 18.98	36.47	342.66	-
13	53		2004	U14	(13)	DAVIES Ben		NOR	* 18.10	18.36	* 18.95	37.05	359.56	-

Did Not Start - Run 1 (3)

43		2003	U14		WILLIAMS Elliot		WGC
55		2004	U14		TWEEDY Ben		VIK
58		2004	U14		HUTCHINSON Max		VIK

Disqualified - Run 1 (1)

38		2003	U14		MCANALLY Ewan		WGC
----	--	------	-----	--	---------------	--	-----

Did Not Start - Run 2 (3)

43		2003	U14		WILLIAMS Elliot		WGC
55		2004	U14		TWEEDY Ben		VIK
58		2004	U14		HUTCHINSON Max		VIK

Did Not Start - Run 3 (3)

43		2003	U14		WILLIAMS Elliot		WGC
55		2004	U14		TWEEDY Ben		VIK
58		2004	U14		HUTCHINSON Max		VIK

++ Under 16 - Girls ++

1	76	20337	2001	U16	(1)	SKIPPER Megan		NOR	* 13.19	13.65	* 13.60	26.79	0.00	- 9.02
2	74	23404	2001	U16	(2)	LUCK Jemma		NOR	14.63	* 14.40	* 14.48	28.88	56.17	- 17.87
3	67	22615	2001	U16	(3)	FABER Sophie		TSN	15.89	* 15.74	* 16.04	31.78	134.11	- 18.90
4	83		2002	U16	(4)	SHELLEY Madeline		VIK	16.54	* 16.05	* 16.79	32.84	162.60	- 38.83
5	88		2001	U16	(5)	BYE Katherine		VIK	* 16.96	17.14	* 17.13	34.09	196.19	- 93.01
6	100		2002	U16	(6)	DAY Chelsie		VIK		* 17.97	* 17.37	35.34	229.79	-
7	97		2001	U16	(7)	CHURCHILL Freya		VIK	21.15	* 20.85	* 21.08	41.93	406.90	-

Did Not Start - Run 1 (2)

85		23069	2002	U16		LANDER Isabelle		HEM
101		21897	2002	U16		MARTIN Lily		BRO

Did Not Finish - Run 1 (1)

100		2002	U16		DAY Chelsie		VIK
-----	--	------	-----	--	-------------	--	-----

Did Not Start - Run 2 (2)

85		23069	2002	U16		LANDER Isabelle		HEM
101		21897	2002	U16		MARTIN Lily		BRO

EASTERN REGION SNOWSPORTS ASSOCIATION 2016

VIK "Team Evolution" Summer League

Special Slalom - Female and Male








ERSA Summer League - Final Ranking - Points

Rank	Bib.	RegNo	Year	Cat	Rank	Name	Club	Run 1	Run 2	Run 3	Time	Points	Perf
------	------	-------	------	-----	------	------	-------	------	-------	-------	-------	------	--------	------

Did Not Start - Run 3 (2)

85	23069	2002	U16			LANDER Isabelle		HEM						
101	21897	2002	U16			MARTIN Lily		BRO						

++ Under 16 - Boys ++

1	3		2001	U16	(1)	TROUNG Aaron		VIK	* 12.68	12.92	* 12.96	25.64	27.10	+ 1.99
2	10	22164	2001	U16	(2)	LONGSTAFF Michael		WGC	* 13.83	14.88	* 13.89	27.72	87.71	+ 13.20
3	23		2002	U16	(3)	GOMEZ CLARKE Jamie		NOR	* 13.88	14.39	* 13.85	27.73	88.00	- 50.80
4	40		2002	U16	(4)	HIGGINS James		NOR	14.76	* 14.74	* 14.46	29.20	130.83	- 73.72
5	39	23122	2001	U16	(5)	HUGHES Thomas		ESX	* 14.79	15.02	* 15.03	29.82	148.90	- 41.45
6	31		2001	U16	(6)	MCCABE-ABLE Maximus		VIK	* 14.99	15.39	* 15.21	30.20	159.97	+ 1.11
7	36		2001	U16	(7)	BUTTERS Harvey		VIK	16.06	* 15.35	* 14.96	30.31	163.17	- 7.83

Did Not Start - Run 1 (1)

57			2002	U16		BELSEY George		VIK						
----	--	--	------	-----	--	---------------	---	-----	--	--	--	--	--	--

Did Not Start - Run 2 (1)

57			2002	U16		BELSEY George		VIK						
----	--	--	------	-----	--	---------------	---	-----	--	--	--	--	--	--

Did Not Start - Run 3 (1)

57			2002	U16		BELSEY George		VIK						
----	--	--	------	-----	--	---------------	---	-----	--	--	--	--	--	--

++ Under 18 - Girls ++

1	65		1999	U18	(1)	DURANT Antonia		VIK	* 14.58	14.85	* 14.70	29.28	66.92	+ 4.96
2	63		2000	U18	(2)	MANNBY Siobhan		VIK	15.07	* 14.93	* 14.72	29.65	76.86	+ 9.19
3	70	19235	1999	U18	(3)	ROYAL Natasha		VIK	15.93	* 15.20	* 15.26	30.46	98.63	+ 70.64
4	62	22943	1999	U18	(4)	BLYTH Charlotte		HEM	15.34	* 15.09	* 15.41	30.50	99.71	+ 26.46
5	72		1999	U18	(5)	MCCABE-ABLE Scarlett		VIK	36.54	* 15.94	* 15.91	31.85	135.99	+ 57.73
6	86		1999	U18	(6)	BAUMBACH Jasmine		VIK	16.67	* 16.40	* 16.48	32.88	163.67	- 89.00
7	90		2000	U18	(7)	OTTER Harriet		VIK	18.17	* 17.68	* 18.23	35.91	245.11	- 120.02

Did Not Start - Run 1 (2)

69	22536	2000	U18			MCLEISH Alice		HEM						
71	20767	2000	U18			WEBSTER Atlanta		NOR						

Did Not Start - Run 2 (2)

69	22536	2000	U18			MCLEISH Alice		HEM						
71	20767	2000	U18			WEBSTER Atlanta		NOR						

Did Not Start - Run 3 (2)








69	22536	2000	U18			MCLEISH Alice		HEM						
71	20767	2000	U18			WEBSTER Atlanta		NOR						

EASTERN REGION SNOWSPORTS ASSOCIATION 2016

VIK "Team Evolution" Summer League

Special Slalom - Female and Male

ERSA Summer League - Final Ranking - Points

Rank	Bib.	RegNo	Year	Cat	Rank	Name	Club	Run 1	Run 2	Run 3	Time	Points	Perf
++ Under 18 - Boys ++														
1	12	22166	1999	U18	(1)	HOLMES Thomas		NOR	* 12.71	12.87	* 12.59	25.30	17.19	- 2.75
2	2	21691	1999	U18	(2)	LANE Joshua		NOR	* 13.34	13.48	* 13.06	26.40	49.24	+ 0.34
3	15	21723	2000	U18	(3)	HOWE Charlie		NOR	* 13.41	14.04	* 13.68	27.09	69.35	- 2.63
4	25		2000	U18	(4)	WARSOP Rowan		NOR		* 13.79	* 13.64	27.43	79.26	- 63.72
5	9		1999	U18	(5)	CHILDS Lewis		WGC	* 13.65	14.12	* 13.83	27.48	80.71	+ 10.46
6	5	20184	2000	U18	(6)	NEWTON William		HEM	* 14.15	14.52	* 13.99	28.14	99.94	+ 23.67
7	50		2000	U18	(7)	BYE Matthew		VIK	* 15.64	16.27	* 15.76	31.40	194.93	- 149.12

Did Not Start - Run 1 (1)

21		1999	U18		HEARNEY Christopher		NOR
----	--	------	-----	--	---------------------	---	-----

Did Not Finish - Run 1 (1)

25		2000	U18		WARSOP Rowan		NOR
----	--	------	-----	--	--------------	---	-----

Did Not Start - Run 2 (1)

21		1999	U18		HEARNEY Christopher		NOR
----	--	------	-----	--	---------------------	---	-----

Did Not Start - Run 3 (1)

21		1999	U18		HEARNEY Christopher		NOR
----	--	------	-----	--	---------------------	---	-----







Disqualified - Run 3 (1)

17	23185	2000	U18		STEWARD Oliver		NOR
----	-------	------	-----	--	----------------	---	-----

++ Under 21 - Ladies ++

1	68		1997	U21	(1)	DURANT Ella		VIK	14.54	* 14.49	* 14.94	29.43	70.95	+ 48.85
---	----	--	------	-----	-----	-------------	---	-----	-------	---------	---------	--------------	-------	---------

++ Under 21 - Men ++

1	7	18810	1997	U21	(1)	FENELEY Luke		NOR	* 12.51	12.86	* 12.36	24.87	4.66	+ 8.50
2	11		1996	U21	(2)	WIGMORE Matthew		NOR	* 12.61	13.03	* 12.62	25.23	15.15	+ 16.27
3	1		1996	U21	(3)	REEDER James		VIK	* 13.67	13.89	* 13.63	27.30	75.47	+ 5.76
4	16		1998	U21	(4)	LEVENE Harry		VIK	14.92	* 14.88	* 14.55	29.43	137.53	+ 29.47
5	30		1998	U21	(5)	SYDER James		NOR	* 15.15	15.55	* 15.34	30.49	168.42	+ 9.91
6	33	19696	1996	U21	(6)	CUTHBERT Daryl		VIK	15.45	* 15.36	* 15.47	30.83	178.32	+ 14.63

Did Not Start - Run 1 (2)

27		1997	U21		STEWARD Harry		NOR
52	21189	1998	U21		BIGGS Saul		AMB

Did Not Start - Run 2 (2)

27		1997	U21		STEWARD Harry		NOR
52	21189	1998	U21		BIGGS Saul		AMB

EASTERN REGION SNOWSPORTS ASSOCIATION 2016

VIK "Team Evolution" Summer League

Special Slalom - Female and Male

ERSA Summer League - Final Ranking - Points

Rank	Bib.	RegNo	Year	Cat	Rank	Name	Club	Run 1	Run 2	Run 3	Time	Points	Perf
------	------	-------	------	-----	------	------	-------	------	-------	-------	-------	------	--------	------

Did Not Start - Run 3 (2)

	27		1997	U21		STEWARD Harry		NOR						
	52	21189	1998	U21		BIGGS Saul		AMB						

++ Senior/Masters 1 - Ladies ++

1	66		1993	SM1	(1)	AYLING-BATE Sarah		VIK	* 15.95	16.19	* 15.85	31.80	134.65	+ 20.99
---	----	--	------	-----	-----	-------------------	---	-----	---------	-------	---------	--------------	--------	---------

++ Senior/Masters 1 - Men ++

1	6	14921	1992	SM1	(1)	HUGHES Toby		NOR	12.53	* 12.32	* 12.39	24.71	0.00	- 3.89
2	45		1979	SM1	(2)	AMOS Martin		ESX	* 17.11	17.22	* 16.34	33.45	254.67	- 49.72

Did Not Finish - Run 2 (1)

	13	14168	1993	SM1		WHEATMAN Max		NOR						
--	----	-------	------	-----	--	--------------	---	-----	--	--	--	--	--	--

Did Not Finish - Run 3 (1)

	13	14168	1993	SM1		WHEATMAN Max		NOR						
--	----	-------	------	-----	--	--------------	---	-----	--	--	--	--	--	--

++ Masters 2 - Ladies ++

1	64		1970	MA2	(1)	ANDERSON Beverley		VIK	* 15.43	15.56	* 15.13	30.56	101.32	+ 53.48
2	75	20742	1971	MA2	(2)	SAMPSON Melissa		NOR	18.33	* 15.98	* 16.13	32.11	142.98	+ 60.57

++ Masters 2 - Men ++

1	18	13217	1968	MA2	(1)	SHARP Anthony		HEM	14.78	* 14.39	* 14.34	28.73	117.13	+ 7.84
2	20		1967	MA2	(2)	SYDER Mark		NOR	* 14.73	14.86	* 14.85	29.58	141.90	+ 20.73
3	8		1966	MA2	(3)	HOLMES Peter		NOR	15.30	* 14.91	* 15.04	29.95	152.68	+ 46.32
4	60		1970	MA2	(4)	BAUMBACH Michael		VIK	* 16.47	16.68	* 16.13	32.60	229.90	-
5	34		1966	MA2	(5)	GARRETT Mike		NOR	17.26	* 16.90	* 16.72	33.62	259.62	+ 95.36
6	42		1971	MA2	(6)	TURNER Oily		HEM	* 18.12	18.27	* 17.55	35.67	319.35	+ 63.59
7	51		1966	MA2	(7)	FRANCIS Carl		VIK	20.02	* 19.87	* 19.58	39.45	429.49	- 7.63

Did Not Finish - Run 3 (1)

	32		1967	MA2		DURANT Jim		VIK						
--	----	--	------	-----	--	------------	---	-----	--	--	--	--	--	--

++ Masters 3 - Men ++





1	28		1964	MA3	(1)	THOMSON Stewart		VIK	* 14.42		* 14.20	28.62	113.93	- 39.88
2	4	10596	1963	MA3	(2)	BUNTON Paul		HEM	14.78	* 14.62	* 14.59	29.21	131.12	+ 29.17
3	29	17468	1961	MA3	(3)	GIBB Jim		CHT	* 14.98	15.10	* 14.72	29.70	145.40	- 10.35
4	26	22816	1960	MA3	(4)	OHSTEN Ben		NOR	* 14.91	15.89	* 15.10	30.01	154.43	+ 9.68

EASTERN REGION SNOWSPORTS ASSOCIATION 2016

VIK "Team Evolution" Summer League

Special Slalom - Female and Male

ERSA Summer League - Final Ranking - Points

Rank	Bib.	RegNo	Year	Cat	Rank	Name	Club	Run 1	Run 2	Run 3	Time	Points	Perf
5	19	10372	1959	MA3	(5)	ANDERSON Christopher		VIK	16.68	* 16.25	* 16.22	32.47	226.11	+ 106.72
6	41		1941	MA3	(6)	SMITH Michael		BAS	* 17.10	17.20	* 17.40	34.50	285.26	+ 70.09
7	44		1955	MA3	(7)	DANBURY Mike		WGC	17.71	* 17.65	* 17.46	35.11	303.04	+ 17.79
8	46		1951	MA3	(8)	COOPER Douglas		NOR	* 18.97	19.36	* 19.48	38.45	400.36	+ 79.00
9	48		1956	MA3	(9)	BRADLEY Stephen		HEM	* 19.13	19.31	* 19.74	38.87	412.59	+ 73.67

Disqualified - Run 2 (1)

	28		1964	MA3		THOMSON Stewart		VIK						
--	----	--	------	-----	--	-----------------	---	-----	--	--	--	--	--	--