

EASTERN REGION SNOWSPORTS ASSOCIATION 2016

Hemel "Team Evolution" Summer League

Special Slalom - Girls & Boys - Under 12's

ERSA Summer League - Final Ranking - Points



Rank	Bib.	RegNo	Year	Cat	Rank	Name	Club	Run 1	Run 2	Time	Points	Perf
------	------	-------	------	-----	------	------	-------	------	-------	-------	------	--------	------

== Under 12/10/08 Girls ==

1	145	23273	2005	U12	(1)	PARKER Abbie		HEM	* 14.39	14.58	14.39	0.00	- 5.10
2	142	22892	2007	U10	(1)	TUTT Holly		HEM	15.94	* 14.85	14.85	23.02	+ 4.44
3	161	22122	2005	U12	(2)	THOMPSON Niamh		TSN		* 15.01	15.01	31.02	-
4	148	22930	2006	U12	(3)	BLACKWELL Lucy		TAL	15.68	* 15.15	15.15	38.03	+ 6.71
5	153	22938	2006	U12	(4)	HOWESON Olivia		HEM	16.00	* 15.23	15.23	42.03	+ 13.15
6	159	22858	2006	U12	(5)	PUTMAN Abigail		TSN	* 15.41	15.50	15.41	51.04	-
7	150		2005	U12	(6)	MANN Madeleine		VIK	16.41	* 15.68	15.68	64.54	+ 64.63
8	162	22859	2007	U10	(2)	PUTMAN Daisy		TSN	16.75	* 16.13	16.13	87.06	-
9	147	22937	2005	U12	(7)	ALEY Lauren		HEM	17.18	* 16.59	16.59	110.08	+ 1.21
10	155	22900	2005	U12	(8)	ARLOTT Holly		HEM		* 16.73	16.73	117.08	- 5.18
11	163		2009	U08	(1)	SADLER Isabel		TSN	18.84	* 17.84	17.84	172.62	-
12	144		2007	U10	(3)	BUSHELL Grace		NOR	18.31	* 17.86	17.86	173.62	+ 94.36
13	154		2008	U10	(4)	HOWESON Lucy		HEM	18.83	* 18.66	18.66	213.65	- 81.27
14	152		2008	U10	(5)	JELPIDIFOROVA Valeria		ESX	19.54	* 19.33	19.33	247.17	+ 35.91
15	151		2007	U10	(6)	HAWKS Francesca		HEM	20.85	* 19.52	19.52	256.68	- 24.62
16	143		2006	U12	(9)	VENABLES Phoebe		VIK	* 19.76	20.13	19.76	268.69	+ 200.97
17	146		2007	U10	(7)	COZENS Zoe		NOR	* 21.06	21.08	21.06	333.73	+ 135.50
18	149		2009	U08	(2)	HAWKS Isabel		HEM	23.78	* 21.23	21.23	342.24	+ 60.94
19	156	25309	2007	U10	(8)	FARROW Isla		HEM	23.19	* 22.32	22.32	396.78	+ 31.93
20	158		2008	U10	(9)	SCOTT Megan		HEM	25.30	* 22.46	22.46	403.78	- 54.49
21	157		2005	U12	(10)	SAUNDERS Mackenzi		VIK	30.86	* 24.47	24.47	504.35	+ 97.99

Did Not Start - Run 1 (2)

141	23258	2008	U10		BUNTON Aimee		HEM
160		2006	U12		O'LEARY Isabella		HEM

Disqualified - Run 1 (2)

155	22900	2005	U12		ARLOTT Holly		HEM
161	22122	2005	U12		THOMPSON Niamh		TSN

Did Not Start - Run 2 (2)

141	23258	2008	U10		BUNTON Aimee		HEM
160		2006	U12		O'LEARY Isabella		HEM

== Under 12/10/08 Boys ==

1	112	21837	2005	U12	(1)	WOOLEY Kieran		MID	* 13.83	13.95	13.83	0.00	- 51.15
---	-----	-------	------	-----	-----	---------------	--	-----	---------	-------	--------------	------	---------

EASTERN REGION SNOWSPORTS ASSOCIATION 2016




Hemel "Team Evolution" Summer League

Special Slalom - Girls & Boys - Under 12's





ERSA Summer League - Final Ranking - Points

Rank	Bib.	RegNo	Year	Cat	Rank	Name	Club	Run 1	Run 2	Time	Points	Perf
2	105	22087	2005	U12	(2)	PARKER Travis		NOR	14.55	* 14.33	14.33	26.03	+ 16.76
3	107	22059	2006	U12	(3)	DADE Jake		NOR	15.03	* 14.58	14.58	39.05	+ 8.05
4	109	21604	2005	U12	(4)	OGDEN Alexander		NOR	14.73	* 14.61	14.61	40.61	+ 41.23
5	122		2005	U12	(5)	THOMAS Jesse		HEM		* 15.37	15.37	80.17	- 255.83
6	101	23298	2006	U12	(6)	PARKES Oliver		HEM	16.44	* 15.60	15.60	92.15	- 50.32
7	102	22218	2005	U12	(7)	STANLEY Harvey		HEM	16.56	* 15.74	15.74	99.44	- 4.14
8	115	22026	2005	U12	(8)	LOUTH Oscar		HEM		* 15.98	15.98	111.93	+ 93.94
9	118		2008	U10	(1)	PARKER Alfie		HEM	16.62	* 16.35	16.35	131.19	- 96.29
10	134	22060	2005	U12	(9)	HUTCHINGS Daniel		HEM	16.70	* 16.66	16.66	147.33	-
11	108		2008	U10	(2)	KENDLE Noah		WGC		* 16.95	16.95	162.43	- 38.18
12	106		2006	U12	(10)	JELPIDIFOROVA Eric		ESX	17.63	* 17.10	17.10	170.24	+ 55.58
13	111		2007	U10	(3)	MITCHELL Kieran		NOR	* 17.33	17.38	17.33	182.21	+ 49.95
14	137	23396	2007	U10	(4)	HOUNSHAM Geno		SAS	18.05	* 17.41	17.41	186.38	-
15	116		2005	U12	(11)	THOMSON Kai		VIK	* 17.55	17.65	17.55	193.67	- 9.18
16	132		2005	U12	(12)	GOLDSCHMIED Samson		HEM	18.34	* 18.00	18.00	217.09	-
17	125		2009	U08	(1)	PARKES Johnny		HEM	19.52	* 18.04	18.04	219.18	- 141.62
18	103		2009	U08	(2)	FABER Ryan		TSN		* 18.47	18.47	241.56	+ 53.01
19	120		2007	U10	(5)	VERGANI Alberto		HEM	20.26	* 18.80	18.80	258.74	- 64.16
20	130	23047	2006	U12	(13)	MARTIN Todd		HEM	19.58	* 18.90	18.90	263.95	- 420.18
21	121		2007	U10	(6)	WOOD George		VIK	19.48	* 19.06	19.06	272.28	- 54.87
22	114		2005	U12	(14)	PAGE-BROWNE Adam		WGC	* 19.13	19.80	19.13	275.92	+ 131.39
23	119		2007	U10	(7)	FRANCIS Jude		VIK	19.78	* 19.28	19.28	283.73	+ 41.66
24	117		2006	U12	(15)	PHILLIPS Daniel		WGC	19.97	* 19.46	19.46	293.10	+ 69.85
25	123		2009	U08	(3)	BLACKWELL Jasper		TAL	20.08	* 19.82	19.82	311.84	- 46.07
26	113		2005	U12	(16)	SHELLY Jack		VIK	19.97	* 19.95	19.95	318.61	+ 117.51
27	133		2006	U12	(17)	SADLER Oliver		TSN	20.61	* 20.09	20.09	325.90	-
28	131		2007	U10	(8)	GOLDSCHMIED Zac		HEM	* 20.31		20.31	337.35	-
29	136		2007	U10	(9)	CROOK Preston		TSN		* 20.64	20.64	354.53	-
30	128		2009	U08	(4)	GRIMES Myles		VIK	21.35	* 20.74	20.74	359.74	- 38.94
31	135	23356	2006	U12	(18)	HARRIS Jack		HEM	22.07	* 20.84	20.84	364.95	-
32	126		2008	U10	(10)	HALLIDAY Thomas		NOR	22.75	* 22.46	22.46	449.28	+ 58.74
33	127		2007	U10	(11)	CHILDS Scott		WGC	* 23.41		23.41	498.74	+ 104.40


Did Not Start - Run 1 (4)

104	21649	2005	U12		BUNTON Ryan		HEM
110	23354	2005	U12		CHAUHAN Rohan		NOR
124	23247	2005	U12		WARNE Ben		HEM
129		2008	U10		CHAUHAN Ruben		NOR

Disqualified - Run 1 (5)

103		2009	U08		FABER Ryan		TSN
108		2008	U10		KENDLE Noah		WGC
115	22026	2005	U12		LOUTH Oscar		HEM
122		2005	U12		THOMAS Jesse		HEM
136		2007	U10		CROOK Preston		TSN

Did Not Start - Run 2 (4)

104	21649	2005	U12		BUNTON Ryan		HEM
110	23354	2005	U12		CHAUHAN Rohan		NOR
124	23247	2005	U12		WARNE Ben		HEM
129		2008	U10		CHAUHAN Ruben		NOR

EASTERN REGION SNOWSPORTS ASSOCIATION 2016



Hemel "Team Evolution" Summer League

Special Slalom - Girls & Boys - Under 12's

ERSA Summer League - Final Ranking - Points

Rank	Bib.	RegNo	Year	Cat	Rank	Name	Club	Run 1	Run 2	Time	Points	Perf
------	------	-------	------	-----	------	------	-------	------	-------	-------	------	--------	------

Disqualified - Run 2 (2)

127		2007	U10			CHILDS Scott		WGC					
131		2007	U10			GOLDSCHMIED Zac		HEM					

EASTERN REGION SNOWSPORTS ASSOCIATION 2016

Hemel "Team Evolution" Summer League

Special Slalom - Female & Male

ERSA Summer League - Final Ranking - Points



Rank	Bib.	RegNo	Year	Cat	Rank	Name	Club	Run 1	Run 2	Time	Points	Perf
------	------	-------	------	-----	------	------	-------	------	-------	-------	------	--------	------

=== ERSA Girls and Ladies ===

1	67	22943	1999	U18	(1)	BLYTH Charlotte		HEM	14.80	* 14.62	14.62	0.00	- 31.84
2	63	23404	2001	U16	(1)	LUCK Jemma		NOR	* 14.83	14.86	14.83	10.34	- 22.29
3	68	21925	2003	U14	(1)	MCLEISH Emily		HEM	15.66	* 15.08	15.08	22.65	- 90.95
4	69	22536	2000	U18	(2)	MCLEISH Alice		HEM		* 15.16	15.16	26.59	- 11.68
5	66	20337	2001	U16	(2)	SKIPPER Megan		NOR	* 15.20	15.44	15.20	28.56	+ 60.95
6	88	23492	2004	U14	(2)	HERRIES Olivia		HEM	15.78	* 15.23	15.23	30.04	-
7	62	21334	2003	U14	(3)	BOTY Nia		HEM	16.12	* 15.57	15.57	46.79	- 15.25
8	76	21441	2002	U16	(3)	ORCHARD Ellie		HEM	* 15.70	15.89	15.70	53.19	- 71.57
9	72	20339	2000	U18	(3)	BURROUGHS Hannah		NOR	16.21	* 15.73	15.73	54.66	+ 49.04
10	73	20725	2002	U16	(4)	WARMINGTON Harriet		HEM	* 15.97	16.12	15.97	66.48	- 11.60
11	87		2001	U16	(5)	SIRS Ashleigh		HEM	16.52	* 16.20	16.20	77.81	-
12	74	22179	2003	U14	(4)	HOLMES Abby		NOR	17.23	* 16.45	16.45	90.12	+ 16.21
13	65		1970	MA2	(1)	ANDERSON Beverley		VIK	16.85	* 16.47	16.47	91.11	+ 84.68
14	61	20742	1971	MA2	(2)	SAMPSON Melissa		NOR	17.67	* 16.75	16.75	104.90	+ 63.90
15	75	22615	2001	U16	(6)	FABER Sophie		TSN	17.10	* 16.90	16.90	112.28	+ 0.68
16	77	22515	2003	U14	(5)	SHELLEY Annie		VIK	17.21	* 16.94	16.94	114.25	- 21.07
17	95	17498	1978	SM1	(1)	COLES Karen		HEM	17.69	* 17.39	17.39	136.42	-
18	81	20178	1967	MA2	(3)	DEIGHTON Avelline		HEM	18.60	* 17.57	17.57	145.28	- 33.84
19	70	20998	2003	U14	(6)	BARDER Katie		HEM	* 17.64	17.73	17.64	148.73	+ 29.54
20	91		1996	U21	(1)	HARRISON Kara		HEM	17.75	* 17.65	17.65	149.22	-
21	82	23091	2002	U16	(7)	GOULD Lauren		HEM	18.25	* 17.72	17.72	152.67	- 34.93
22	71		2003	U14	(7)	FRANCIS Mia		VIK	18.30	* 17.75	17.75	154.15	+ 50.49
23	79	22806	2003	U14	(8)	FARROW Ellie		HEM	18.23	* 18.03	18.03	167.93	+ 8.07
24	89		2003	U14	(9)	NIGHTINGALE Lucy		HEM	18.69	* 18.50	18.50	191.08	-
25	84	21719	2003	U14	(10)	THOMAS Sophie		HEM	19.41	* 18.98	18.98	214.72	- 43.66
26	93		1992	SM1	(2)	MONNERY Julie		HEM	19.58	* 19.19	19.19	225.06	-
27	90	21914	2003	U14	(11)	COTTLE-BAILEY Poppy		HEM	19.44	* 19.31	19.31	230.97	-
28	83		2004	U14	(12)	VENABLES Felicity		VIK	* 19.39	19.56	19.39	234.91	+ 46.21
29	64		1999	U18	(4)	HAWES Claudie		NOR	21.20	* 20.03	20.03	266.43	+ 213.78
30	85		2004	U14	(13)	WOOD Caitlin		VIK	21.15	* 20.68	20.68	298.44	- 117.94
31	80		2002	U16	(8)	SHELLEY Madeline		VIK	* 20.97	21.04	20.97	312.72	+ 152.70

Did Not Start - Run 1 (4)

78	23246	2003	U14			WARNE Charlotte		HEM					
86		2002	U16			WILMOT Ella		HEM					
92		1991	SM1			POVEY Claudette		BOW					
94	22086	2002	U16			DRUMMOND Miranda		HEM					

EASTERN REGION SNOWSPORTS ASSOCIATION 2016

Hemel "Team Evolution" Summer League

Special Slalom - Female & Male





ERSA Summer League - Final Ranking - Points

Rank	Bib.	RegNo	Year	Cat	Rank	Name	Club	Run 1	Run 2	Time	Points	Perf
------	------	-------	------	-----	------	------	-------	------	-------	-------	------	--------	------

Disqualified - Run 1 (1)

69	22536	2000	U18			MCLEISH Alice		HEM					
----	-------	------	-----	--	--	----------------------	---	-----	--	--	--	--	--

Did Not Start - Run 2 (4)

78	23246	2003	U14			WARNE Charlotte		HEM					
86		2002	U16			WILMOT Ella		HEM					
92		1991	SM1			POVEY Claudette		BOW					
94	22086	2002	U16			DRUMMOND Miranda		HEM					

=== ERSA Boys and Men ===

1	1	22009	2001	U16	(1)	APPLETON Byron		HEM	23.08	* 13.34	13.34	0.00	- 23.97
2	2	19713	1997	U21	(1)	BOTY Harry		HEM		* 13.97	13.97	34.00	+ 7.31
3	4	18661	1997	U21	(2)	WARMINGTON Richard		HEM	* 14.03		14.03	37.24	+ 18.44
4	18		1973	MA2	(1)	PHIPPEN Chris		HEM	14.37	* 14.06	14.06	38.86	- 74.53
5	21	21479	1999	U18	(1)	MORGAN Jonathan		HEM		* 14.19	14.19	45.88	- 78.78
6	12	22164	2001	U16	(2)	LONGSTAFF Michael		WGC	14.41	* 14.24	14.24	48.58	- 13.90
7	14	18810	1997	U21	(3)	FENELEY Luke		NOR	* 14.41	15.00	14.41	57.75	+ 73.62
7	3	20748	2003	U14	(1)	DADE Tommy		NOR		* 14.41	14.41	57.75	- 10.62
9	6	20184	2000	U18	(2)	NEWTON William		HEM	14.58	* 14.43	14.43	58.83	- 5.41
10	11	20884	2003	U14	(2)	THOMPSON Joseph		NOR	* 14.58	15.55	14.58	66.93	+ 2.63
11	16	13217	1968	MA2	(2)	SHARP Anthony		HEM	14.77	* 14.74	14.74	75.56	- 21.70
12	20	21194	2003	U14	(3)	NEWTON Charlie		HEM	15.00	* 14.75	14.75	76.10	- 46.86
13	5	9129	1968	MA2	(3)	URQUHART John		HEM	* 14.77		14.77	77.18	- 8.66
14	8	22166	1999	U18	(3)	HOLMES Thomas		NOR	* 14.78	14.78	14.78	77.72	+ 69.81
15	10		1999	U18	(4)	CHILDS Lewis		WGC	15.01	* 14.87	14.87	82.58	+ 24.36
16	48	21196	2001	U16	(3)	URQUHART Colm		HEM	15.33	* 14.88	14.88	83.12	- 436.39
17	25	17468	1961	MA3	(1)	GIBB Jim		CHT	* 14.91	15.04	14.91	84.74	- 58.98
18	23	23045	2001	U16	(4)	MARTIN Joe		HEM	* 14.94		14.94	86.36	- 54.04
19	55	21197	2004	U14	(4)	URQUHART Aiden		HEM	18.06	* 15.11	15.11	95.53	-
20	15	23185	2000	U18	(5)	STEWART Oliver		NOR	15.25	* 15.12	15.12	96.07	- 0.48
21	30	23044	2001	U16	(5)	MARTIN Alex		HEM	* 15.24	15.41	15.24	102.55	- 66.32
22	9	10596	1963	MA3	(2)	BUNTON Paul		HEM	15.71	* 15.49	15.49	116.04	+ 26.12
23	51	23316	2000	U18	(6)	STEWART Finlay		HEM	15.57	* 15.53	15.53	118.20	-
24	26	20766	2001	U16	(6)	HUMPHREYS Charles		HEM	* 15.57	15.73	15.57	120.36	- 26.70
25	19		2003	U14	(5)	TURNER Alfie		HEM	16.18	* 15.75	15.75	130.07	+ 8.97
26	24		1964	MA3	(3)	THOMSON Stewart		VIK	* 15.80	16.98	15.80	132.77	- 9.01
27	34		1967	MA2	(4)	KING Alistair		HEM	16.41	* 15.83	15.83	134.39	- 87.23
28	53		1975	MA2	(5)	GOLDSCHMIED Matthew		HEM	* 15.85		15.85	135.47	-
29	36		1957	MA3	(4)	SUZUKI Masahiro		HEM	16.04	* 15.93	15.93	139.79	- 96.05
30	38		2003	U14	(6)	HINE Harry		HEM	16.34	* 15.99	15.99	143.03	- 101.15
31	31	22209	2000	U18	(7)	ISON Seb		HEM	16.39	* 16.05	16.05	146.27	- 23.14
32	29	20264	2003	U14	(7)	REIDY Thomas		HEM		* 16.20	16.20	154.36	- 11.06
33	13	23349	2003	U14	(8)	BUSHELL George		NOR	17.39	* 16.33	16.33	161.38	+ 76.44
34	22		2002	U16	(7)	GOMEZ CLARKE Jamie		NOR	* 16.53	16.66	16.53	172.17	+ 45.40
35	33		2002	U16	(8)	HIGGINS James		NOR	* 16.56	16.62	16.56	173.79	- 18.73
36	7		1966	MA2	(6)	HOLMES Peter		NOR	* 16.74	17.18	16.74	183.51	+ 89.18
37	56		1962	MA3	(5)	LANGFORD Simon		LIO		* 16.92	16.92	193.22	-
38	28	22138	1987	SM1	(1)	BELLAMY Edward		NOR	17.63	* 17.07	17.07	201.32	+ 41.67

EASTERN REGION SNOWSPORTS ASSOCIATION 2016

Hemel "Team Evolution" Summer League

Special Slalom - Female & Male

ERSA Summer League - Final Ranking - Points

Rank	Bib.	RegNo	Year	Cat	Rank	Name	Club	Run 1	Run 2	Time	Points	Perf
39	37		1971	MA2	(7)	TURNER Oily		HEM	17.54	* 17.19	17.19	207.80	- 35.93
40	27		1966	MA2	(8)	GARRETT Mike		NOR	* 17.24	17.59	17.24	210.49	+ 58.26
41	40		1970	MA2	(9)	CIZEK Martin		HEM	17.36	* 17.29	17.29	213.19	- 61.41
42	58	23512	2001	U16	(9)	HUDSON Angus		SMK		* 17.31	17.31	214.27	-
43	50		2002	U16	(10)	ELLIS-MILLER George		HEM	17.35	* 17.33	17.33	215.35	-
44	52	21654	1982	SM1	(2)	IMAMZADE Murat		HEM	* 17.47	17.48	17.47	222.91	-
45	54	23046	2004	U14	(9)	MARTIN Max		HEM	17.84	* 17.64	17.64	232.08	-
46	59		1966	MA2	(10)	MORGAN Robert		HEM	18.46	* 17.86	17.86	243.96	-
47	35	41974	1960	MA3	(6)	THOMAS Pat		HEM	18.01	* 17.91	17.91	246.66	+ 16.62
48	32		2003	U14	(10)	MCANALLY Ewan		WGC	17.96	* 17.94	17.94	248.28	+ 70.45
49	41	8713	1959	MA3	(7)	CLARKE Christopher		HEM	* 17.96	18.35	17.96	249.36	- 33.66
50	17	10372	1959	MA3	(8)	ANDERSON Christopher		VIK	18.45	* 18.18	18.18	261.23	+ 153.87
51	44		1956	MA3	(9)	BRADLEY Stephen		HEM	18.90	* 18.37	18.37	271.48	- 55.41
52	42	21707	2003	U14	(11)	TAMANA Hari		HEM	* 18.50	19.20	18.50	278.50	- 30.78
53	57	23280	1999	U18	(8)	JONES Isaac		SMK	19.69	* 18.77	18.77	293.07	-
54	39		1955	MA3	(10)	DANBURY Mike		WGC	* 18.80	18.86	18.80	294.69	+ 21.47
55	47		1997	U21	(4)	PATTERSON Greg		HEM	19.77	* 19.08	19.08	309.81	- 113.12
56	46		1966	MA2	(11)	FRANCIS Carl		VIK	19.28	* 19.09	19.09	310.34	- 110.94
57	49		2004	U14	(12)	DAVIES Ben		NOR	59.29	* 20.14	20.14	367.02	-
58	45		2003	U14	(13)	ALGER James		NOR	* 20.37	21.79	20.37	379.43	+ 32.52
59	43		2004	U14	(14)	HALLIDAY Ben		NOR	* 20.57	21.20	20.57	390.22	+ 72.07





Did Not Finish - Run 1 (1)

29	20264	2003	U14		REIDY Thomas		HEM
----	-------	------	-----	--	--------------	---	-----

Disqualified - Run 1 (5)

2	19713	1997	U21		BOTY Harry		HEM
3	20748	2003	U14		DADE Tommy		NOR
21	21479	1999	U18		MORGAN Jonathan		HEM
56		1962	MA3		LANGFORD Simon		LIO
58	23512	2001	U16		HUDSON Angus		SMK

Disqualified - Run 2 (4)

4	18661	1997	U21		WARMINGTON Richard		HEM
5	9129	1968	MA2		URQUHART John		HEM
23	23045	2001	U16		MARTIN Joe		HEM
53		1975	MA2		GOLDSCHMIED Matthew		HEM