

EASTERN REGION SNOWSPORTS ASSOCIATION 2016

Tallington "Team Evolution" Summer League

Special Slalom - Boys & Girls (U12's)

ERSA Summer League - Final Ranking









Rank	Bib.	RegNo	Year	Cat	Rank	Name	Club	Run 1	Run 2	Run 3	Time
------	------	-------	------	-----	------	------	-------	------	-------	-------	-------	------

++ Under 08 - Girls ++

1	91		2009	U08	(1)	SADLER Isabel		TSN	13.43	* 13.28	* 12.84	26.12
2	93		2009	U08	(2)	HADDEN Amelia		ESX	16.63	* 16.20	* 15.96	32.16

++ Under 08 - Boys ++

1	68		2009	U08	(1)	FABER Ryan		TSN	13.28	* 12.60	* 12.80	25.40
2	73		2009	U08	(2)	BLACKWELL Jasper		TAL		* 14.66	* 13.80	28.46
3	77		2009	U08	(3)	HARTNELL Sonny		NOR	15.44	* 14.91	* 14.88	29.79
4	78		2009	U08	(4)	HARTNELL Freddy		NOR	* 16.23	* 15.58	17.40	31.81
5	76		2010	U08	(5)	KINGE Jacob		NOR	16.93	* 16.28	* 15.54	31.82
6	79		2009	U08	(6)	RANDALL Henry		TAL	17.30	* 16.20	* 16.22	32.42

Did Not Start - Run 1 (1)

75		2009	U08			GRIMES Myles		VIK				
----	--	------	-----	--	--	--------------	---	-----	--	--	--	--

Disqualified - Run 1 (1)

73		2009	U08			BLACKWELL Jasper		TAL				
----	--	------	-----	--	--	------------------	---	-----	--	--	--	--




Did Not Start - Run 2 (1)

75		2009	U08			GRIMES Myles		VIK				
----	--	------	-----	--	--	--------------	---	-----	--	--	--	--

Did Not Start - Run 3 (1)

75		2009	U08			GRIMES Myles		VIK				
----	--	------	-----	--	--	--------------	---	-----	--	--	--	--

++ Under 10 - Girls ++

1	88		2007	U10	(1)	BUSHELL Grace		NOR	13.02	* 12.67	* 12.47	25.14
2	89	23258	2008	U10	(2)	BUNTON Aimee		HEM	* 14.00	* 14.05	14.16	28.05
3	94		2007	U10	(3)	KINGE Lucy		NOR	14.94	* 14.62	* 14.48	29.10
4	87		2008	U10	(4)	HOWESON Lucy		HEM	15.23	* 14.86	* 14.87	29.73
5	90		2007	U10	(5)	COZENS Zoe		NOR	16.93	* 16.59	* 16.40	32.99
6	84		2008	U10	(6)	SELF Neve		NOR	18.80	* 18.51	* 17.41	35.92

Did Not Start - Run 1 (1)

86		25309	2007	U10		FARROW Isla		HEM				
----	--	-------	------	-----	--	-------------	---	-----	--	--	--	--

EASTERN REGION SNOWSPORTS ASSOCIATION 2016

Tallington "Team Evolution" Summer League

Special Slalom - Boys & Girls (U12's)

ERSA Summer League - Final Ranking

Rank	Bib.	RegNo	Year	Cat	Rank	Name	Club	Run 1	Run 2	Run 3	Time
------	------	-------	------	-----	------	------	-------	------	-------	-------	-------	------

Did Not Start - Run 2 (1)

	86	25309	2007	U10		FARROW Isla		HEM				
--	----	-------	------	-----	--	-------------	---	-----	--	--	--	--

Did Not Start - Run 3 (1)

	86	25309	2007	U10		FARROW Isla		HEM				
--	----	-------	------	-----	--	-------------	---	-----	--	--	--	--

++ Under 10 - Boys ++

1	63		2007	U10	(1)	MITCHELL Kieran		NOR	12.28	* 11.52	* 11.43	22.95
2	67		2007	U10	(2)	SMITH Bradley		VIK	12.27	* 11.75	* 11.92	23.67
3	62		2007	U10	(3)	WOOD George		VIK	* 12.51	12.91	* 12.36	24.87
4	57		2008	U10	(4)	PARKER Alfie		HEM	* 12.64	13.74	* 12.51	25.15
5	72		2007	U10	(5)	SEWELL Bertie		NOR	15.81	* 14.72	* 14.34	29.06
6	80		2008	U10	(6)	CHAUHAN Ruben		NOR	19.34	* 17.85	* 17.08	34.93

++ Under 12 - Girls ++

1	81	23273	2005	U12	(1)	PARKER Abbie		HEM	* 11.32	* 11.51	11.64	22.83
2	85	22122	2005	U12	(2)	THOMPSON Niamh		TSN		* 11.38	* 11.47	22.85
3	92	22930	2006	U12	(3)	BLACKWELL Lucy		TAL	* 12.41	12.41	* 12.19	24.60
4	82	22938	2006	U12	(4)	HOWESON Olivia		HEM	* 12.36	12.39	* 12.38	24.74
5	95		2006	U12	(5)	VENABLES Phoebe		VIK	13.31	* 12.65	* 12.65	25.30
6	83		2005	U12	(6)	LINCOLN Isabel		NOR	13.76	* 13.27	* 13.33	26.60

Disqualified - Run 1 (1)

	85	22122	2005	U12		THOMPSON Niamh		TSN				
--	----	-------	------	-----	--	----------------	---	-----	--	--	--	--

++ Under 12 - Boys ++

1	65	21649	2005	U12	(1)	BUNTON Ryan		HEM	10.96	* 10.76	* 10.68	21.44
2	56	22059	2006	U12	(2)	DADE Jake		NOR	11.63	* 11.35	* 11.11	22.46
3	61	22087	2005	U12	(3)	PARKER Travis		NOR	11.85	* 11.39	* 11.58	22.97
4	66	23354	2005	U12	(4)	CHAUHAN Rohan		NOR	12.26	* 11.72	* 11.53	23.25
5	64		2006	U12	(5)	HADINGHAM Alex		NOR	12.29	* 11.99	* 11.81	23.80
6	69		2005	U12	(6)	WALES Jonathan		NOR	* 12.43	12.79	* 12.30	24.73
7	74		2005	U12	(7)	PARTLETT-HULSTROM Albie		VIK	* 12.74	12.87	* 12.69	25.43
8	71		2006	U12	(8)	PHILLIPS Daniel		WGC	13.54	* 13.15	* 13.02	26.17
9	58		2006	U12	(9)	SADLER Oliver		TSN	* 13.29	13.38	* 13.19	26.48
10	60		2006	U12	(10)	COZENS Samual		NOR	13.96	* 13.57	* 13.16	26.73
11	70		2005	U12	(11)	PAGE-BROWNE Adam		WGC	14.11	* 13.68	* 13.52	27.20

Did Not Start - Run 1 (1)

	59		2005	U12		MARSHALL Callum		TAL				
--	----	--	------	-----	--	-----------------	---	-----	--	--	--	--

Did Not Start - Run 2 (1)

	59		2005	U12		MARSHALL Callum		TAL				
--	----	--	------	-----	--	-----------------	---	-----	--	--	--	--

EASTERN REGION SNOWSPORTS ASSOCIATION 2016

Tallington "Team Evolution" Summer League

Special Slalom - Boys & Girls (U12's)

ERSA Summer League - Final Ranking

Rank	Bib.	RegNo	Year	Cat	Rank	Name	Club	Run 1	Run 2	Run 3	Time
------	------	-------	------	-----	------	------	-------	------	-------	-------	-------	------

Did Not Start - Run 3 (1)

59		2005	U12			MARSHALL Callum		TAL				
----	--	------	-----	--	--	-----------------	---	-----	--	--	--	--

EASTERN REGION SNOWSPORTS ASSOCIATION 2016

Tallington "Team Evolution" Summer League

Special Slalom - Female and Male

ERSA Summer League - Final Ranking



Rank	Bib.	RegNo	Year	Cat	Rank	Name	Club	Run 1	Run 2	Run 3	Time
------	------	-------	------	-----	------	------	-------	------	-------	-------	-------	------

++ Under 14 - Girls ++

1	37	22179	2003	U14	(1)	HOLMES Abby		NOR	11.47 *	11.38 *	11.28	22.66
2	46	21334	2003	U14	(2)	BOTY Nia		HEM	* 11.52	11.60 *	11.25	22.77
3	50		2004	U14	(3)	VENABLES Felicity		VIK	12.95 *	12.53 *	12.13	24.66
4	39		2004	U14	(4)	JONES Charlotte		TAL	* 13.14		* 12.50	25.64
5	42	22806	2003	U14	(5)	FARROW Ellie		HEM	13.27 *	12.86 *	12.88	25.74
6	52		2003	U14	(6)	CUTHBERT Tia		VIK	15.86 *	15.69 *	15.36	31.05
7	40		2004	U14	(7)	WOOD Caitlin		VIK	16.34 *	16.00 *	16.55	32.55

Did Not Start - Run 1 (1)

	53		2003	U14		GROSE Elise		NOR				
--	----	--	------	-----	--	-------------	---	-----	--	--	--	--

Did Not Start - Run 2 (1)

	53		2003	U14		GROSE Elise		NOR				
--	----	--	------	-----	--	-------------	---	-----	--	--	--	--

Disqualified - Run 2 (1)

	39		2004	U14		JONES Charlotte		TAL				
--	----	--	------	-----	--	-----------------	---	-----	--	--	--	--

Did Not Start - Run 3 (1)

	53		2003	U14		GROSE Elise		NOR				
--	----	--	------	-----	--	-------------	---	-----	--	--	--	--

++ Under 14 - Boys ++

1	13	20748	2003	U14	(1)	DADE Tommy		NOR	10.63 *	10.61 *	10.56	21.17
2	2	23349	2003	U14	(2)	BUSHELL George		NOR	11.10 *	10.99 *	10.52	21.51
3	30		2003	U14	(3)	SEWELL Sebastian		NOR	12.05 *	11.98 *	11.76	23.74
4	22		2003	U14	(4)	TURNER Alfie		HEM	12.27 *	12.08 *	12.08	24.16
5	29		2004	U14	(5)	ALI Dylan		VIK	13.16 *	12.38 *	12.44	24.82
6	32		2004	U14	(6)	FISHER Edward		ESX	13.14 *	12.94 *	12.61	25.55
7	33		2003	U14	(7)	ALGER James		NOR	14.00 *	13.23 *	14.06	27.29

++ Under 16 - Girls ++

1	47	20337	2001	U16	(1)	SKIPPER Megan		NOR	10.46 *	10.25 *	10.48	20.73
---	----	-------	------	-----	-----	---------------	---	-----	---------	---------	-------	--------------

EASTERN REGION SNOWSPORTS ASSOCIATION 2016

Tallington "Team Evolution" Summer League

Special Slalom - Female and Male

ERSA Summer League - Final Ranking

Rank	Bib.	RegNo	Year	Cat	Rank	Name	Club	Run 1	Run 2	Run 3	Time
------	------	-------	------	-----	------	------	-------	------	-------	-------	-------	------

Did Not Start - Run 1 (1)

	44	22615	2001	U16		FABER Sophie		TSN				
--	----	-------	------	-----	--	--------------	---	-----	--	--	--	--








Did Not Start - Run 2 (1)

	44	22615	2001	U16		FABER Sophie		TSN				
--	----	-------	------	-----	--	--------------	---	-----	--	--	--	--

Did Not Start - Run 3 (1)

	44	22615	2001	U16		FABER Sophie		TSN				
--	----	-------	------	-----	--	--------------	---	-----	--	--	--	--

++ Under 16 - Boys ++

1	14	22009	2001	U16	(1)	APPLETON Byron		HEM	10.59	* 10.07	* 10.30	20.37
2	11	22164	2001	U16	(2)	LONGSTAFF Michael		WGC	* 10.32	10.43	* 10.34	20.66
3	5	19855	2002	U16	(3)	BINGHAM Nicholas		ESX	* 10.19		* 10.50	20.69
4	17	21875	2001	U16	(4)	HADDEN Alex		ESX		* 10.91	* 10.66	21.57
5	3		2002	U16	(5)	GOMEZ CLARKE Jamie		NOR	11.13	* 10.78	* 10.80	21.58
6	20		2002	U16	(6)	HIGGINS James		NOR	11.77	* 11.70	* 11.38	23.08
7	34		2001	U16	(7)	NORMAN Oliver		VIK	* 12.85	12.86	* 13.04	25.89




Disqualified - Run 1 (1)

	17	21875	2001	U16		HADDEN Alex		ESX				
--	----	-------	------	-----	--	-------------	---	-----	--	--	--	--

Disqualified - Run 2 (1)

	5	19855	2002	U16		BINGHAM Nicholas		ESX				
--	---	-------	------	-----	--	------------------	---	-----	--	--	--	--

++ Under 18 - Girls ++

1	38	20339	2000	U18	(1)	BURROUGHS Hannah		NOR	* 10.75	10.91	* 10.66	21.41
2	49		1999	U18	(2)	BOTY Carys		HEM	* 11.35		* 10.96	22.31
3	51		2000	U18	(3)	MANNBY Siobhan		VIK	11.96	* 11.81	* 11.40	23.21

Disqualified - Run 2 (1)

	49		1999	U18		BOTY Carys		HEM				
--	----	--	------	-----	--	------------	---	-----	--	--	--	--

++ Under 18 - Boys ++





1	10	22166	1999	U18	(1)	HOLMES Thomas		NOR	9.69	* 9.68	* 9.66	19.34
2	12		2000	U18	(2)	THOMPSON Connor		VIK	10.20	* 10.10	* 10.11	20.21
3	8	23185	2000	U18	(3)	STEWART Oliver		NOR	10.71	* 10.58	* 10.72	21.30
4	21		1999	U18	(4)	HEARNEY Christopher		NOR	11.66	* 11.30	* 11.04	22.34
5	1		2000	U18	(5)	WALES Joesph		NOR		* 19.13	* 10.73	29.86

Disqualified - Run 1 (1)

	1		2000	U18		WALES Joesph		NOR				
--	---	--	------	-----	--	--------------	---	-----	--	--	--	--

Rank	Bib.	RegNo	Year	Cat	Rank	Name	Club	Run 1	Run 2	Run 3	Time
------	------	-------	------	-----	------	------	-------	------	-------	-------	-------	------

++ Under 21 - Men ++

1	9	21742	1998	U21	(1)	SEWELL Logan		NOR	* 9.47		* 9.56	19.03
2	15		1996	U21	(2)	REEDER James		VIK	10.60	* 10.48	* 10.43	20.91
3	24		1998	U21	(3)	SYDER James		NOR	11.96	* 11.69	* 11.62	23.31
4	7	19713	1997	U21	(4)	BOTY Harry		HEM	9.77	* 9.72	* 19.97	29.69

Disqualified - Run 2 (1)

	9	21742	1998	U21		SEWELL Logan		NOR				
--	---	-------	------	-----	--	--------------	---	-----	--	--	--	--

++ Senior/Masters 1 - Ladies ++

1	43		1995	SM1	(1)	SKIPPER Sophie		NOR	10.62	* 10.47	* 10.56	21.03
---	----	--	------	-----	-----	----------------	---	-----	-------	---------	---------	-------

Did Not Start - Run 1 (1)

	48		1993	SM1		AYLING-BATE Sarah		VIK				
--	----	--	------	-----	--	-------------------	---	-----	--	--	--	--

Did Not Start - Run 2 (1)

	48		1993	SM1		AYLING-BATE Sarah		VIK				
--	----	--	------	-----	--	-------------------	---	-----	--	--	--	--

Did Not Start - Run 3 (1)

	48		1993	SM1		AYLING-BATE Sarah		VIK				
--	----	--	------	-----	--	-------------------	---	-----	--	--	--	--

++ Senior/Masters 1 - Men ++

1	6	14921	1992	SM1	(1)	HUGHES Toby		NOR	9.50	* 9.48	* 9.35	18.83
2	26	22138	1987	SM1	(2)	BELLAMY Edward		NOR	12.10	* 11.63	* 11.84	23.47

++ Masters 2 - Ladies ++

1	45		1970	MA2	(1)	ANDERSON Beverley		VIK	* 12.00		* 11.69	23.69
2	41	20742	1971	MA2	(2)	SAMPSON Melissa		NOR	* 11.89	12.21	* 12.09	23.98

Disqualified - Run 2 (1)

	45		1970	MA2		ANDERSON Beverley		VIK				
--	----	--	------	-----	--	-------------------	---	-----	--	--	--	--

++ Masters 2 - Men ++

1	16		1966	MA2	(1)	HOLMES Peter		NOR	* 11.02	21.43	* 11.19	22.21
2	19	18665	1967	MA2	(2)	SYDER Mark		NOR	11.69	* 11.14	* 11.45	22.59
3	25		1966	MA2	(3)	GARRETT Mike		NOR	13.46	* 13.23	* 12.95	26.18

Disqualified - Run 2 (1)

	28		1971	MA2		TURNER Oily		HEM				
--	----	--	------	-----	--	-------------	---	-----	--	--	--	--

EASTERN REGION SNOWSPORTS ASSOCIATION 2016

Tallington "Team Evolution" Summer League

Special Slalom - Female and Male

ERSA Summer League - Final Ranking

Rank	Bib.	RegNo	Year	Cat	Rank	Name	Club	Run 1	Run 2	Run 3	Time
------	------	-------	------	-----	------	------	-------	------	-------	-------	-------	------

Disqualified - Run 3 (1)

	28		1971	MA2		TURNER Oily		HEM				
--	----	--	------	-----	--	-------------	---	-----	--	--	--	--

++ Masters 3 - Men ++

1	4	10596	1963	MA3	(1)	BUNTON Paul		HEM	11.36	* 11.17	* 11.11	22.28
2	23	22816	1960	MA3	(2)	OHSTEN Ben		NOR	12.54	* 12.03	* 11.92	23.95
3	18	10372	1959	MA3	(3)	ANDERSON Christopher		VIK	12.36	* 12.31	* 12.51	24.82
4	27		1941	MA3	(4)	SMITH Michael		BAS	13.33	* 13.03	* 12.80	25.83
5	31		1955	MA3	(5)	DANBURY Mike		WGC	* 13.54	13.77	* 13.38	26.92
6	35		1951	MA3	(6)	COOPER Douglas		NOR	15.15	* 14.41	* 14.75	29.16