

## EASTERN REGION SNOWSPORTS ASSOCIATION 2016

### Essex "Team Evolution" Summer League

#### Special Slalom - Boys & Girls (U12's)

#### ERSA Summer League - Final Ranking - Points



Rank	Bib.	RegNo	Year	Cat	Rank	Name	.....	Club	Run 1	Run 2	Run 3	Time	Points	Perf
------	------	-------	------	-----	------	------	-------	------	-------	-------	-------	------	--------	------

#### ++ Under 08 - Girls ++

1	145		2009	U08	(1)	SADLER Isabel		TSN	12.90	* 12.55	* 12.36	<b>24.91</b>	64.57	- 60.12
2	153		2009	U08	(2)	HADDEN Amelia		ESX	* 16.20	16.21	* 15.87	<b>32.07</b>	290.08	- 15.69
3	159		2010	U08	(3)	TOMS Juliette		ESX	* 19.72	* 20.58	22.45	<b>40.30</b>	549.29	-

#### Disqualified - Run 1 (2)

	155		2011	U08		HIGGS Sasha		ESX						
	160		2011	U08		MOWATT-MORRIS Poppy		ESX						

#### Disqualified - Run 2 (1)

	160		2011	U08		MOWATT-MORRIS Poppy		ESX						
--	-----	--	------	-----	--	---------------------	---	-----	--	--	--	--	--	--

#### Disqualified - Run 3 (1)

	155		2011	U08		HIGGS Sasha		ESX						
--	-----	--	------	-----	--	-------------	---	-----	--	--	--	--	--	--

#### ++ Under 08 - Boys ++

1	111		2009	U08	(1)	FABER Ryan		TSN	* 12.33	* 12.51	12.68	<b>24.84</b>	116.91	+ 0.44
2	119		2009	U08	(2)	BLACKWELL Jasper		TAL	* 13.43	13.65	* 12.64	<b>26.07</b>	158.35	- 50.07
3	124		2010	U08	(3)	AMOS Brody		ESX	* 14.35	14.72	* 14.62	<b>28.97</b>	256.06	- 39.34
4	126		2010	U08	(4)	KINGE Jacob		NOR	16.83	* 15.32	* 15.64	<b>30.96</b>	323.11	- 5.58
5	125		2009	U08	(5)	GRIMES Myles		VIK	17.20	* 15.90	* 16.31	<b>32.21</b>	365.22	+ 69.20
6	130		2011	U08	(6)	ENGLAND Zachary		ESX		* 19.73	* 20.85	<b>40.58</b>	647.23	-

#### Did Not Start - Run 1 (1)

	123		2009	U08		PARKES Johnny		HEM						
--	-----	--	------	-----	--	---------------	---	-----	--	--	--	--	--	--

#### Disqualified - Run 1 (1)

	130		2011	U08		ENGLAND Zachary		ESX						
--	-----	--	------	-----	--	-----------------	---	-----	--	--	--	--	--	--

#### Did Not Start - Run 2 (1)

	123		2009	U08		PARKES Johnny		HEM						
--	-----	--	------	-----	--	---------------	---	-----	--	--	--	--	--	--

#### Did Not Start - Run 3 (1)











	123		2009	U08		PARKES Johnny		HEM						
--	-----	--	------	-----	--	---------------	---	-----	--	--	--	--	--	--

## EASTERN REGION SNOWSPORTS ASSOCIATION 2016

## Essex "Team Evolution" Summer League

## Special Slalom - Boys &amp; Girls (U12's)

## ERSA Summer League - Final Ranking - Points

Rank	Bib.	RegNo	Year	Cat	Rank	Name	.....	Club	Run 1	Run 2	Run 3	Time	Points	Perf
<b>++ Under 10 - Girls ++</b>														
1	142		2007	U10	(1)	BUSHELL Grace		NOR	12.75	* 12.26	* 12.11	<b>24.37</b>	47.56	- 40.37
2	140		2008	U10	(2)	HOWESON Lucy		HEM		* 13.35	* 13.21	<b>26.56</b>	116.54	- 80.47
3	151		2007	U10	(3)	HIGGS Eira-Mia		ESX	* 14.03	* 13.45	14.03	<b>27.48</b>	145.51	- 140.43
4	150		2008	U10	(4)	AMOS Lilly-Ella		ESX		* 14.40	* 13.45	<b>27.85</b>	157.17	- 101.80
5	157		2007	U10	(5)	SARKAR Anna		ESX	15.54	* 14.83	* 14.45	<b>29.28</b>	202.20	-
6	139		2007	U10	(6)	KINGE Lucy		NOR	* 14.64	15.26	* 14.79	<b>29.43</b>	206.93	+ 23.38
7	136		2008	U10	(7)	JELPIDIFOROVA Valeria		ESX		* 14.81	* 14.76	<b>29.57</b>	211.34	- 8.95
8	141		2007	U10	(8)	COZENS Zoe		NOR		* 16.61	* 15.65	<b>32.26</b>	296.06	+ 131.28
9	152		2007	U10	(9)	KING Jessica		VIK	* 17.06		* 17.06	<b>34.12</b>	354.65	+ 64.04
10	156		2008	U10	(10)	MOWATT-MORRIS Phoebe		ESX	* 22.47	22.63	* 20.58	<b>43.05</b>	635.91	-

## Disqualified - Run 1 (4)

136	2008	U10	JELPIDIFOROVA Valeria		ESX
140	2008	U10	HOWESON Lucy		HEM
141	2007	U10	COZENS Zoe		NOR
150	2008	U10	AMOS Lilly-Ella		ESX

## Did Not Finish - Run 2 (1)

152	2007	U10	KING Jessica		VIK
-----	------	-----	--------------	---	-----

## ++ Under 10 - Boys ++

1	102		2007	U10	(1)	MITCHELL Kieran		NOR	* 11.85	* 11.98	12.23	<b>23.83</b>	82.88	+ 39.62
2	105		2007	U10	(2)	WOOD George		VIK	* 12.13	* 12.35	12.60	<b>24.48</b>	104.78	+ 6.36
3	116		2007	U10	(3)	TOMS Harry		ESX	* 12.49	12.49	* 12.46	<b>24.95</b>	120.62	- 15.58
4	113		2008	U10	(4)	PARKER Alfie		HEM	13.00	* 12.57	* 12.60	<b>25.17</b>	128.03	+ 25.09
5	107		2007	U10	(5)	ENGLAND Alfie		ESX	* 12.99	* 12.72	13.37	<b>25.71</b>	146.22	+ 28.73
6	121		2007	U10	(6)	FRANCIS Jude		VIK	* 14.12	23.33	* 13.62	<b>27.74</b>	214.62	- 7.45
7	120		2007	U10	(7)	SEWELL Bertie		NOR	14.90	* 13.51	* 14.33	<b>27.84</b>	217.99	+ 9.39
8	127		2007	U10	(8)	CHILDS Scott		WGC	* 17.34	* 17.52	17.58	<b>34.86</b>	454.51	+ 105.37


## Did Not Start - Run 1 (1)

115	2007	U10	SMITH Bradley		VIK
-----	------	-----	---------------	---	-----

## Did Not Start - Run 2 (1)

115	2007	U10	SMITH Bradley		VIK
-----	------	-----	---------------	---	-----

## Did Not Start - Run 3 (1)

115	2007	U10	SMITH Bradley		VIK
-----	------	-----	---------------	---	-----

## ++ Under 12 - Girls ++








1	143	22938	2006	U12	(1)	HOWESON Olivia		HEM	* 11.55	11.64	* 11.31	<b>22.86</b>	0.00	- 37.91
2	149	22930	2006	U12	(2)	BLACKWELL Lucy		TAL		* 11.82	* 11.61	<b>23.43</b>	17.95	- 14.14
3	135	22122	2005	U12	(3)	THOMPSON Niamh		TSN		* 12.25	* 11.74	<b>23.99</b>	35.59	+ 25.49

EASTERN REGION SNOWSPORTS ASSOCIATION 2016

Essex "Team Evolution" Summer League

Special Slalom - Boys & Girls (U12's)



ERSA Summer League - Final Ranking - Points

Rank	Bib.	RegNo	Year	Cat	Rank	Name	.....	Club	Run 1	Run 2	Run 3	Time	Points	Perf
4	146		2005	U12	(4)	MANN Madeleine		VIK	* 12.15	* 12.00		<b>24.15</b>	40.63	+ 31.69
5	138	23273	2005	U12	(5)	PARKER Abbie		HEM	12.61	* 12.40	* 12.08	<b>24.48</b>	51.02	+ 40.99
6	148	22825	2005	U12	(6)	BARTLETT Honor		VIK	* 12.46	* 12.22	12.80	<b>24.68</b>	57.32	+ 57.32
7	147		2005	U12	(7)	LINCOLN Isabel		NOR	13.71	* 13.06	* 13.17	<b>26.23</b>	106.14	- 29.29
8	144	22937	2005	U12	(8)	ALEY Lauren		HEM	13.99	* 13.96	* 13.60	<b>27.56</b>	148.03	+ 39.35
9	137		2006	U12	(9)	VENABLES Phoebe		VIK	14.56	* 14.27	* 14.04	<b>28.31</b>	171.65	+ 94.90
10	154		2005	U12	(10)	SCOTT-AMOS Beth		NOR		* 15.32	* 37.45	<b>52.77</b>	942.05	-

Did Not Start - Run 1 (1)

158	23295	2006	U12		TOMS Felicity		BRO
-----	-------	------	-----	--	---------------	---	-----

Did Not Finish - Run 1 (2)

146		2005	U12		MANN Madeleine		VIK
149	22930	2006	U12		BLACKWELL Lucy		TAL

Disqualified - Run 1 (2)

135	22122	2005	U12		THOMPSON Niamh		TSN
154		2005	U12		SCOTT-AMOS Beth		NOR

Did Not Start - Run 2 (1)

158	23295	2006	U12		TOMS Felicity		BRO
-----	-------	------	-----	--	---------------	---	-----

Did Not Start - Run 3 (1)

158	23295	2006	U12		TOMS Felicity		BRO
-----	-------	------	-----	--	---------------	---	-----

**++ Under 12 - Boys ++**

1	101	21604	2005	U12	(1)	OGDEN Alexander		NOR	10.82	* 10.74	* 10.63	<b>21.37</b>	0.00	+ 20.62
2	128	22794	2005	U12	(2)	GRECULA Adam			11.06	* 10.76	* 10.78	<b>21.54</b>	5.73	-
3	110	22059	2006	U12	(3)	DADE Jake		NOR	* 11.04	* 10.83		<b>21.87</b>	16.85	+ 5.85
4	109	22087	2005	U12	(4)	PARKER Travis		NOR	* 11.04	* 10.96	11.33	<b>22.00</b>	21.23	+ 31.96
5	108		2006	U12	(5)	HADINGHAM Alex		NOR	* 11.93	* 11.45	12.26	<b>23.38</b>	67.72	- 3.69
6	117		2006	U12	(6)	SADLER Oliver		TSN		* 12.16	* 12.03	<b>24.19</b>	95.01	- 51.86
7	104		2005	U12	(7)	PAGE-BROWNE Adam		WGC	13.31	* 13.30	* 13.20	<b>26.50</b>	172.84	+ 48.31
8	118	23247	2005	U12	(8)	WARNE Ben		HEM	14.24	* 13.90	* 13.85	<b>27.75</b>	214.96	+ 28.35
9	103		2006	U12	(9)	COZENS Samual		NOR	* 13.86	14.76	* 14.37	<b>28.23</b>	231.13	+ 145.45
10	129		2006	U12	(10)	PENNECK Alexander		ESX	* 14.84	14.90	* 14.68	<b>29.52</b>	274.59	-

Did Not Start - Run 1 (2)

106	23298	2006	U12		PARKES Oliver		HEM
112		2006	U12		SMITH Ben		VIK

Did Not Finish - Run 1 (1)

114		2006	U12		JELPIDIFOROVA Eric		ESX
-----	--	------	-----	--	--------------------	---	-----

Disqualified - Run 1 (2)

117		2006	U12		SADLER Oliver		TSN
-----	--	------	-----	--	---------------	---	-----

## EASTERN REGION SNOWSPORTS ASSOCIATION 2016

## Essex "Team Evolution" Summer League

## Special Slalom - Boys &amp; Girls (U12's)

## ERSA Summer League - Final Ranking - Points

Rank	Bib.	RegNo	Year	Cat	Rank	Name	.....	Club	Run 1	Run 2	Run 3	Time	Points	Perf
	122		2006	U12		DE FRIEND Kye		ESX						


## Did Not Start - Run 2 (2)

	106	23298	2006	U12		PARKES Oliver		HEM						
	112		2006	U12		SMITH Ben		VIK						

## Did Not Start - Run 3 (2)

	106	23298	2006	U12		PARKES Oliver		HEM						
	112		2006	U12		SMITH Ben		VIK						

## Did Not Finish - Run 3 (2)

	114		2006	U12		JELPIDIFOROVA Eric		ESX						
	122		2006	U12		DE FRIEND Kye		ESX						

## Disqualified - Run 3 (1)

	110	22059	2006	U12		DADE Jake		NOR						
--	-----	-------	------	-----	--	-----------	---	-----	--	--	--	--	--	--

# EASTERN REGION SNOWSPORTS ASSOCIATION 2016

## Essex "Team Evolution" Summer League

### Special Slalom - Female & Male

### ERSA Summer League - Final Ranking - Points



Rank	Bib.	RegNo	Year	Cat	Rank	Name	.....	Club	Run-1	Run-2	Run-3	Time	Points	Perf
------	------	-------	------	-----	------	------	-------	------	-------	-------	-------	------	--------	------

#### ++ Under 14 - Girls ++

1	79		2003	U14	(1)	FRANCIS Mia		VIK	* 12.42	* 12.07		<b>24.49</b>	88.47	- 44.04
2	66	22179	2003	U14	(2)	HOLMES Abby		NOR		* 12.74	* 12.18	<b>24.92</b>	102.67	+ 39.99
3	80	23246	2003	U14	(3)	WARNE Charlotte		HEM	14.26	* 13.45	* 13.24	<b>26.69</b>	161.10	+ 23.30
4	78		2004	U14	(4)	VENABLES Felicity		VIK	13.64	* 13.23	* 13.59	<b>26.82</b>	165.39	+ 34.11
5	95	22146	2004	U14	(5)	HAMBLETON Chloe		ASR	14.86	* 14.47	* 14.50	<b>28.97</b>	236.37	-
6	90		2004	U14	(6)	WOOD Caitlin		VIK	* 16.17	16.69	* 16.08	<b>32.25</b>	344.65	+ 37.85
7	91		2003	U14	(7)	CUTHBERT Tia		VIK	16.96	* 16.38	* 15.95	<b>32.33</b>	347.29	- 7.83


#### Did Not Start - Run-1 (2)

	84		2004	U14		JONES Charlotte		TAL						
	88		2004	U14		KING Emily		VIK						

#### Disqualified - Run-1 (2)

	66	22179	2003	U14		HOLMES Abby		NOR						
	92	23293	2004	U14		GOULD Chloe		HEM						

#### Did Not Start - Run-2 (2)

	84		2004	U14		JONES Charlotte		TAL						
	88		2004	U14		KING Emily		VIK						

#### Did Not Finish - Run-2 (1)

	79		2003	U14		FRANCIS Mia		VIK						
--	----	--	------	-----	--	-------------	---	-----	--	--	--	--	--	--

#### Did Not Start - Run-3 (2)

	84		2004	U14		JONES Charlotte		TAL						
	88		2004	U14		KING Emily		VIK						

#### Disqualified - Run-3 (1)

	92	23293	2004	U14		GOULD Chloe		HEM						
--	----	-------	------	-----	--	-------------	---	-----	--	--	--	--	--	--

#### ++ Under 14 - Boys ++

1	9	20748	2003	U14	(1)	DADE Tommy		NOR	10.65	* 10.05	* 10.29	<b>20.34</b>	79.39	+ 1.30
2	2	20884	2003	U14	(2)	THOMPSON Joseph		NOR	* 10.48	10.60	* 10.08	<b>20.56</b>	88.03	+ 20.30














EASTERN REGION SNOWSPORTS ASSOCIATION 2016

Essex "Team Evolution" Summer League

Special Slalom - Female & Male

ERSA Summer League - Final Ranking - Points

Rank	Bib.	RegNo	Year	Cat	Rank	Name	.....	Club	Run-1	Run-2	Run-3	Time	Points	Perf
3	20	23349	2003	U14	(3)	BUSHELL George		NOR	10.72	* 10.59	* 10.61	<b>21.20</b>	113.19	+ 13.22
4	24	21194	2003	U14	(4)	NEWTON Charlie		HEM	11.42	* 11.29	* 11.34	<b>22.63</b>	169.39	+ 58.83
5	29		2003	U14	(5)	TURNER Alfie		HEM	* 12.13	12.28	* 11.60	<b>23.73</b>	212.62	+ 76.49
6	42		2004	U14	(6)	FISHER Edward		ESX	12.40	* 11.82	* 12.03	<b>23.85</b>	217.34	- 44.39
7	39		2003	U14	(7)	MCANALLY Ewan		WGC	12.50	* 12.12	* 12.38	<b>24.50</b>	242.88	+ 50.02
8	36	22827	2003	U14	(8)	BARTLETT Arthur		VIK	* 12.43	12.51	* 12.21	<b>24.64</b>	248.38	+ 78.99
9	41		2004	U14	(9)	ALI Dylan		VIK	13.08	* 12.75	* 12.63	<b>25.38</b>	277.47	+ 37.56
10	40		2003	U14	(10)	SEWELL Sebastian		NOR	* 12.71		* 12.74	<b>25.45</b>	280.22	+ 60.96
11	53		2004	U14	(11)	COLLEN Hamish		NOR	13.58	* 13.51	* 13.31	<b>26.82</b>	334.06	-
12	51		2004	U14	(12)	MUNDY Jack		ESX	* 13.85	13.94	* 14.20	<b>28.05</b>	382.40	-
13	48		2003	U14	(13)	ALGER James		NOR		* 15.49	* 14.68	<b>30.17</b>	465.72	+ 127.45

Did Not Start - Run-1 (2)

43		2003	U14		WILLIAMS Elliot		WGC
49		2004	U14		FULCHER Lewis		VIK

Disqualified - Run-1 (1)

48		2003	U14		ALGER James		NOR
----	--	------	-----	--	-------------	---	-----

Did Not Start - Run-2 (2)

43		2003	U14		WILLIAMS Elliot		WGC
49		2004	U14		FULCHER Lewis		VIK

Disqualified - Run-2 (1)

40		2003	U14		SEWELL Sebastian		NOR
----	--	------	-----	--	------------------	---	-----

Did Not Start - Run-3 (2)

43		2003	U14		WILLIAMS Elliot		WGC
49		2004	U14		FULCHER Lewis		VIK

**++ Under 16 - Girls ++**

1	62	20337	2001	U16	(1)	SKIPPER Megan		NOR		* 10.76	* 11.78	<b>22.54</b>	24.10	+ 36.07
2	74	23404	2001	U16	(2)	LUCK Jemma		NOR		* 11.86	* 11.90	<b>23.76</b>	64.37	+ 22.97
3	77	22615	2001	U16	(3)	FABER Sophie		TSN	12.91	* 12.02	* 12.21	<b>24.23</b>	79.89	- 37.58
4	82	22983	2002	U16	(4)	BLYTH Helena		HEM	* 12.77	12.90	* 12.58	<b>25.35</b>	116.86	- 55.86
5	81		2001	U16	(5)	HACKETT Layla		VIK	14.34	* 14.01	* 13.75	<b>27.76</b>	196.42	+ 46.27
6	85	23091	2002	U16	(6)	GOULD Lauren		HEM	41.84	* 14.50	* 13.60	<b>28.10</b>	207.65	+ 8.66
7	93		2001	U16	(7)	CHURCHILL Freya		VIK		* 18.19	* 16.61	<b>34.80</b>	428.83	- 48.76

Did Not Start - Run-1 (2)

72		2001	U16		LEVENE Grace		VIK
86		23069	2002	U16	LANDER Isabelle		HEM

Did Not Finish - Run-1 (2)

93		2001	U16		CHURCHILL Freya		VIK
94		2001	U16		ELPHICK Isabel		ESX

EASTERN REGION SNOWSPORTS ASSOCIATION 2016

Essex "Team Evolution" Summer League

Special Slalom - Female & Male

ERSA Summer League - Final Ranking - Points

Rank	Bib.	RegNo	Year	Cat	Rank	Name	.....	Club	Run-1	Run-2	Run-3	Time	Points	Perf
------	------	-------	------	-----	------	------	-------	------	-------	-------	-------	------	--------	------

Disqualified - Run-1 (2)

62	20337	2001	U16			SKIPPER Megan		NOR						
74	23404	2001	U16			LUCK Jemma		NOR						

Did Not Start - Run-2 (2)

72		2001	U16			LEVENE Grace		VIK						
86	23069	2002	U16			LANDER Isabelle		HEM						

Disqualified - Run-2 (1)

94		2001	U16			ELPHICK Isabel		ESX						
----	--	------	-----	--	--	----------------	---	-----	--	--	--	--	--	--

Did Not Start - Run-3 (2)

72		2001	U16			LEVENE Grace		VIK						
86	23069	2002	U16			LANDER Isabelle		HEM						

Did Not Finish - Run-3 (1)

94		2001	U16			ELPHICK Isabel		ESX						
----	--	------	-----	--	--	----------------	---	-----	--	--	--	--	--	--

**++ Under 16 - Boys ++**

1	16	19855	2002	U16	(1)	BINGHAM Nicholas		ESX	* 9.91	9.98	* 10.24	<b>20.15</b>	71.92	- 9.26
2	3	22164	2001	U16	(2)	LONGSTAFF Michael		WGC	10.28	* 10.02	* 10.20	<b>20.22</b>	74.67	+ 4.18
3	21		2002	U16	(3)	GOMEZ CLARKE Jamie		NOR	* 10.85	10.92	* 10.79	<b>21.64</b>	130.48	+ 28.71
4	28		2002	U16	(4)	HIGGINS James		NOR	20.36	* 11.83	* 11.89	<b>23.72</b>	212.23	+ 86.09

Did Not Start - Run-1 (1)

35		2001	U16			REYNOLDS Joshua		NOR						
----	--	------	-----	--	--	-----------------	---	-----	--	--	--	--	--	--


Did Not Finish - Run-1 (4)

15	22009	2001	U16			APPLETON Byron		HEM						
33		2001	U16			MCCABE-ABLE Maximus		VIK						
37		2001	U16			BUTTERS Harvey		VIK						
55		2002	U16			HEYMOZ Daniel		WGC						

Did Not Start - Run-2 (1)

35		2001	U16			REYNOLDS Joshua		NOR						
----	--	------	-----	--	--	-----------------	---	-----	--	--	--	--	--	--

Did Not Finish - Run-2 (3)

15	22009	2001	U16			APPLETON Byron		HEM						
33		2001	U16			MCCABE-ABLE Maximus		VIK						
37		2001	U16			BUTTERS Harvey		VIK						

Disqualified - Run-2 (1)

55		2002	U16			HEYMOZ Daniel		WGC						
----	--	------	-----	--	--	---------------	---	-----	--	--	--	--	--	--

Did Not Start - Run-3 (2)

15	22009	2001	U16			APPLETON Byron		HEM						
----	-------	------	-----	--	--	----------------	---	-----	--	--	--	--	--	--

## EASTERN REGION SNOWSPORTS ASSOCIATION 2016

## Essex "Team Evolution" Summer League

## Special Slalom - Female &amp; Male

## ERSA Summer League - Final Ranking - Points

Rank	Bib.	RegNo	Year	Cat	Rank	Name	.....	Club	Run-1	Run-2	Run-3	Time	Points	Perf
	35		2001	U16		REYNOLDS Joshua		NOR						

## ++ Under 18 - Girls ++

1	69	20339	2000	U18	(1)	BURROUGHS Hannah		NOR	* 10.76	* 11.05		<b>21.81</b>	0.00	- 24.14
2	96	21357	2000	U18	(2)	MOORE Danica		BRO	11.04	* 11.04	* 11.01	<b>22.05</b>	7.92	-
3	83		2000	U18	(3)	COLLEN Grace		NOR	* 11.12	11.65	* 11.40	<b>22.52</b>	23.44	- 154.05
4	70	22943	1999	U18	(4)	BLYTH Charlotte		HEM	* 11.63	11.68	* 11.81	<b>23.44</b>	53.81	+ 14.80
5	64		2000	U18	(5)	MANNBY Siobhan		VIK	* 11.84	12.43	* 11.87	<b>23.71</b>	62.72	+ 7.61
6	75		1999	U18	(6)	DURANT Antonia		VIK	* 11.86	12.02	* 11.94	<b>23.80</b>	65.69	+ 16.29
7	63		1999	U18	(7)	HAWES Claudie		NOR		* 12.39	* 12.23	<b>24.62</b>	92.76	+ 11.26
8	87		2000	U18	(8)	OTTER Harriet		VIK	* 14.42	14.51	* 13.35	<b>27.77</b>	196.75	- 64.60
9	89		1999	U18	(9)	ELPHICK Alex		ESX		* 15.40	* 15.14	<b>30.54</b>	288.20	- 0.20

## Did Not Start - Run-1 (2)

	61	22536	2000	U18		MCLEISH Alice		HEM						
	73	20767	2000	U18		WEBSTER Atlanta		NOR						

## Did Not Finish - Run-1 (1)

	89		1999	U18		ELPHICK Alex		ESX						
--	----	--	------	-----	--	--------------	---	-----	--	--	--	--	--	--

## Disqualified - Run-1 (2)

	63		1999	U18		HAWES Claudie		NOR						
	71		1999	U18		MCCABE-ABLE Scarlett		VIK						

## Did Not Start - Run-2 (2)

	61	22536	2000	U18		MCLEISH Alice		HEM						
	73	20767	2000	U18		WEBSTER Atlanta		NOR						

## Disqualified - Run-2 (2)

	69	20339	2000	U18		BURROUGHS Hannah		NOR						
	71		1999	U18		MCCABE-ABLE Scarlett		VIK						

## Did Not Start - Run-3 (2)

	61	22536	2000	U18		MCLEISH Alice		HEM						
	73	20767	2000	U18		WEBSTER Atlanta		NOR						

## Did Not Finish - Run-3 (1)

	65	19235	1999	U18		ROYAL Natasha		VIK						
--	----	-------	------	-----	--	---------------	---	-----	--	--	--	--	--	--

## ++ Under 18 - Boys ++

1	10	19854	1999	U18	(1)	BINGHAM Jonathan		ESX	9.69	* 9.22	* 9.10	<b>18.32</b>	0.00	- 22.81
2	1	22166	1999	U18	(2)	HOLMES Thomas		NOR	* 10.08	10.11	* 9.77	<b>19.85</b>	60.13	+ 38.56
3	8	21723	2000	U18	(3)	HOWE Charlie		NOR	* 9.88		* 10.06	<b>19.94</b>	63.67	- 10.00
4	5		2000	U18	(4)	THOMPSON Connor		VIK	10.20	* 10.15	* 10.23	<b>20.38</b>	80.96	+ 8.52







## EASTERN REGION SNOWSPORTS ASSOCIATION 2016

## Essex "Team Evolution" Summer League

## Special Slalom - Female &amp; Male

## ERSA Summer League - Final Ranking - Points

Rank	Bib.	RegNo	Year	Cat	Rank	Name	.....	Club	Run-1	Run-2	Run-3	Time	Points	Perf
5	19		2000	U18	(5)	WARSOP Rowan		NOR	* 10.65	* 10.62		<b>21.27</b>	115.94	+ 16.03
6	7		1999	U18	(6)	CHILDS Lewis		WGC	* 10.77	* 10.58		<b>21.35</b>	119.08	+ 45.83
7	18	23185	2000	U18	(7)	STEWARD Oliver		NOR	* 10.61	* 10.86		<b>21.47</b>	123.80	+ 25.94
8	6	20184	2000	U18	(8)	NEWTON William		HEM	* 10.87	* 10.69		<b>21.56</b>	127.34	+ 50.77

## Did Not Finish - Run-1 (3)

6	20184	2000	U18		NEWTON William		HEM
7		1999	U18		CHILDS Lewis		WGC
19		2000	U18		WARSOP Rowan		NOR

## Did Not Finish - Run-2 (1)

8	21723	2000	U18		HOWE Charlie		NOR
---	-------	------	-----	--	--------------	---	-----

## Disqualified - Run-2 (1)

18	23185	2000	U18		STEWARD Oliver		NOR
----	-------	------	-----	--	----------------	---	-----

## ++ Under 21 - Men ++

1	13	18810	1997	U21	(1)	FENELEY Luke		NOR	* 9.52	9.58	* 9.45	<b>18.97</b>	25.55	+ 26.39
2	11	19713	1997	U21	(2)	BOTY Harry		HEM	10.19	* 9.85	* 9.84	<b>19.69</b>	53.84	+ 12.12
3	12		1996	U21	(3)	REEDER James		VIK	10.92	* 10.63	* 11.01	<b>21.64</b>	130.48	+ 57.77
4	14	21218	1998	U21	(4)	BRESKAL Bailey		WGC		* 11.02	* 10.64	<b>21.66</b>	131.27	+ 83.35
5	32		1998	U21	(5)	SYDER James		NOR	* 12.27	12.50	* 12.04	<b>24.31</b>	235.41	+ 73.90
6	25		1998	U21	(6)	LEVENE Harry		VIK		* 12.31	* 12.03	<b>24.34</b>	236.59	+ 125.53

## Did Not Start - Run-1 (2)

31		1997	U21		STEWARD Harry		NOR
54	21742	1998	U21		SEWELL Logan		NOR

## Did Not Finish - Run-1 (2)

14	21218	1998	U21		BRESKAL Bailey		WGC
25		1998	U21		LEVENE Harry		VIK

## Did Not Start - Run-2 (2)

31		1997	U21		STEWARD Harry		NOR
54	21742	1998	U21		SEWELL Logan		NOR

## Did Not Start - Run-3 (1)

31		1997	U21		STEWARD Harry		NOR
----	--	------	-----	--	---------------	---	-----

## ++ Senior/Masters 1 - Ladies ++

1	76		1993	SM1	(1)	AYLING-BATE Sarah		VIK	12.82	* 12.39	* 12.13	<b>24.52</b>	89.46	- 11.64
---	----	--	------	-----	-----	-------------------	---	-----	-------	---------	---------	--------------	-------	---------

## EASTERN REGION SNOWSPORTS ASSOCIATION 2016

## Essex "Team Evolution" Summer League

## Special Slalom - Female &amp; Male

## ERSA Summer League - Final Ranking - Points

Rank	Bib.	RegNo	Year	Cat	Rank	Name	.....	Club	Run-1	Run-2	Run-3	Time	Points	Perf
------	------	-------	------	-----	------	------	-------	------	-------	-------	-------	------	--------	------

**++ Senior/Masters 1 - Men ++**

1	4	14921	1992	SM1	(1)	HUGHES Toby		NOR	10.03	* 9.55	* 9.37	<b>18.92</b>	23.58	+ 18.63
2	17	18807	1993	SM1	(2)	MROZ Domink		ESX	11.45	* 11.33	* 11.25	<b>22.58</b>	167.42	+ 82.54
3	38	22138	1987	SM1	(3)	BELLAMY Edward		NOR	13.60	* 13.35	* 13.22	<b>26.57</b>	324.24	+ 149.56
4	45		1979	SM1	(4)	AMOS Martin		ESX	13.41	* 13.18	* 13.48	<b>26.66</b>	327.77	+ 45.24

**++ Masters 2 - Ladies ++**

1	68	20742	1971	MA2	(1)	SAMPSON Melissa		NOR	* 12.29	12.34	* 12.17	<b>24.46</b>	87.48	+ 17.63
1	67		1970	MA2	(1)	ANDERSON Beverley		VIK	* 12.25	12.52	* 12.21	<b>24.46</b>	87.48	+ 52.20

**++ Masters 2 - Men ++**

1	23		1966	MA2	(1)	HOLMES Peter		NOR	* 11.29	11.74	* 11.92	<b>23.21</b>	192.18	+ 82.82
2	27	18665	1967	MA2	(2)	SYDER Mark		NOR	* 11.61	12.09	* 12.17	<b>23.78</b>	214.59	+ 90.42
3	34		1967	MA2	(3)	DURANT Jim		VIK	12.73	* 12.58	* 12.32	<b>24.90</b>	258.60	+ 94.41
4	44		1970	MA2	(4)	BAUMBACH Michael		VIK	* 14.83	15.09	* 14.09	<b>28.92</b>	416.59	+ 135.91

## Did Not Finish - Run-3 (1)

	50		1966	MA2		FRANCIS Carl		VIK						
--	----	--	------	-----	--	--------------	---	-----	--	--	--	--	--	--

**++ Masters 3 - Men ++**

1	22	10596	1963	MA3	(1)	BUNTON Paul		HEM	11.21	* 11.05	* 11.27	<b>22.32</b>	157.21	+ 52.26
2	30	22816	1960	MA3	(2)	OHSTEN Ben		NOR		* 12.08	* 12.25	<b>24.33</b>	236.20	+ 88.45
3	52	9379	1958	MA3	(3)	PROUDLOVE Andrew		BRO	12.42	* 12.30	* 12.31	<b>24.61</b>	247.21	-
4	26	10372	1959	MA3	(4)	ANDERSON Christopher		VIK	12.86	* 12.82	* 12.81	<b>25.63</b>	287.29	+ 164.90
5	46		1955	MA3	(5)	DANBURY Mike		WGC	* 14.11	14.40	* 14.66	<b>28.77</b>	410.70	+ 122.45
6	47		1951	MA3	(6)	COOPER Douglas		NOR	16.27	* 15.93	* 16.11	<b>32.04</b>	539.21	+ 214.85

## Disqualified - Run-1 (1)

	30	22816	1960	MA3		OHSTEN Ben		NOR						
--	----	-------	------	-----	--	------------	---	-----	--	--	--	--	--	--