

EASTERN REGION SNOWSPORTS ASSOCIATION 2016

Essex "Team Evolution" Summer League
























Special Slalom - Boys & Girls (U12's)

ERSA Summer League - Final Ranking - Points



Rank	Bib.	RegNo	Year	Cat	Rank	Name	Club	Run 1	Run 2	Run 3	Time	Points	Perf
------	------	-------	------	-----	------	------	-------	------	-------	-------	-------	------	--------	------



=== ERSa Girls ===

1	143	22938	2006	U12	(1)	HOWESON Olivia		HEM	* 11.55	11.64	* 11.31	22.86	0.00	- 37.91
2	149	22930	2006	U12	(2)	BLACKWELL Lucy		TAL		* 11.82	* 11.61	23.43	17.95	- 14.14
3	135	22122	2005	U12	(3)	THOMPSON Niamh		TSN		* 12.25	* 11.74	23.99	35.59	+ 25.49
4	146		2005	U12	(4)	MANN Madeleine		VIK		* 12.15	* 12.00	24.15	40.63	+ 31.69
5	142		2007	U10	(1)	BUSHELL Grace		NOR	12.75	* 12.26	* 12.11	24.37	47.56	- 40.37
6	138	23273	2005	U12	(5)	PARKER Abbie		HEM	12.61	* 12.40	* 12.08	24.48	51.02	+ 40.99
7	148	22825	2005	U12	(6)	BARTLETT Honor		VIK	* 12.46	* 12.22	12.80	24.68	57.32	+ 57.32
8	145		2009	U08	(1)	SADLER Isabel		TSN	12.90	* 12.55	* 12.36	24.91	64.57	- 60.12
9	147		2005	U12	(7)	LINCOLN Isabel		NOR	13.71	* 13.06	* 13.17	26.23	106.14	- 29.29
10	140		2008	U10	(2)	HOWESON Lucy		HEM		* 13.35	* 13.21	26.56	116.54	- 80.47
11	151		2007	U10	(3)	HIGGS Eira-Mia		ESX	* 14.03	* 13.45	14.03	27.48	145.51	- 140.43
12	144	22937	2005	U12	(8)	ALEY Lauren		HEM	13.99	* 13.96	* 13.60	27.56	148.03	+ 39.35
13	150		2008	U10	(4)	AMOS Lilly-Ella		ESX		* 14.40	* 13.45	27.85	157.17	- 101.80
14	137		2006	U12	(9)	VENABLES Phoebe		VIK	14.56	* 14.27	* 14.04	28.31	171.65	+ 94.90
15	157		2007	U10	(5)	SARKAR Anna		ESX	15.54	* 14.83	* 14.45	29.28	202.20	-
16	139		2007	U10	(6)	KINGE Lucy		NOR	* 14.64	15.26	* 14.79	29.43	206.93	+ 23.38
17	136		2008	U10	(7)	JELPIDIFOROVA Valeria		ESX		* 14.81	* 14.76	29.57	211.34	- 8.95
18	153		2009	U08	(2)	HADDEN Amelia		ESX	* 16.20	16.21	* 15.87	32.07	290.08	- 15.69
19	141		2007	U10	(8)	COZENS Zoe		NOR		* 16.61	* 15.65	32.26	296.06	+ 131.28
20	152		2007	U10	(9)	KING Jessica		VIK	* 17.06		* 17.06	34.12	354.65	+ 64.04
21	159		2010	U08	(3)	TOMS Juliette		ESX	* 19.72	* 20.58	22.45	40.30	549.29	-
22	156		2008	U10	(10)	MOWATT-MORRIS Phoebe		ESX	* 22.47	22.63	* 20.58	43.05	635.91	-
23	154		2005	U12	(10)	SCOTT-AMOS Beth		NOR		* 15.32	* 37.45	52.77	942.05	-

Did Not Start - Run 1 (1)

158	23295	2006	U12		TOMS Felicity		BRO
-----	-------	------	-----	--	---------------	---	-----

Did Not Finish - Run 1 (2)

146		2005	U12		MANN Madeleine		VIK
149	22930	2006	U12		BLACKWELL Lucy		TAL

Disqualified - Run 1 (8)





135	22122	2005	U12		THOMPSON Niamh		TSN
136		2008	U10		JELPIDIFOROVA Valeria		ESX
140		2008	U10		HOWESON Lucy		HEM
141		2007	U10		COZENS Zoe		NOR

EASTERN REGION SNOWSPORTS ASSOCIATION 2016

Essex "Team Evolution" Summer League

Special Slalom - Boys & Girls (U12's)

ERSA Summer League - Final Ranking - Points

Rank	Bib.	RegNo	Year	Cat	Rank	Name	Club	Run 1	Run 2	Run 3	Time	Points	Perf
	150		2008	U10		AMOS Lilly-Ella		ESX						
	154		2005	U12		SCOTT-AMOS Beth		NOR						
	155		2011	U08		HIGGS Sasha		ESX						
	160		2011	U08		MOWATT-MORRIS Poppy		ESX						


Did Not Start - Run 2 (1)

	158	23295	2006	U12		TOMS Felicity		BRO						
--	-----	-------	------	-----	--	---------------	---	-----	--	--	--	--	--	--

Did Not Finish - Run 2 (1)

	152		2007	U10		KING Jessica		VIK						
--	-----	--	------	-----	--	--------------	---	-----	--	--	--	--	--	--

Disqualified - Run 2 (1)

	160		2011	U08		MOWATT-MORRIS Poppy		ESX						
--	-----	--	------	-----	--	---------------------	---	-----	--	--	--	--	--	--

Did Not Start - Run 3 (1)

	158	23295	2006	U12		TOMS Felicity		BRO						
--	-----	-------	------	-----	--	---------------	---	-----	--	--	--	--	--	--

Disqualified - Run 3 (1)

	155		2011	U08		HIGGS Sasha		ESX						
--	-----	--	------	-----	--	-------------	--	-----	--	--	--	--	--	--

=== ERSА Boys ===

1	101	21604	2005	U12	(1)	ODGEN Alexander		NOR	10.82	* 10.74	* 10.63	21.37	0.00	+ 20.62
2	128	22794	2005	U12	(2)	GRECULA Adam			11.06	* 10.76	* 10.78	21.54	5.73	-
3	110	22059	2006	U12	(3)	DADE Jake		NOR	* 11.04	* 10.83		21.87	16.85	+ 5.85
4	109	22087	2005	U12	(4)	PARKER Travis		NOR	* 11.04	* 10.96	11.33	22.00	21.23	+ 31.96
5	108		2006	U12	(5)	HADINGHAM Alex		NOR	* 11.93	* 11.45	12.26	23.38	67.72	- 3.69
6	102		2007	U10	(1)	MITCHELL Kieran		NOR	* 11.85	* 11.98	12.23	23.83	82.88	+ 39.62
7	117		2006	U12	(6)	SADLER Oliver		TSN		* 12.16	* 12.03	24.19	95.01	- 51.86
8	105		2007	U10	(2)	WOOD George		VIK	* 12.13	* 12.35	12.60	24.48	104.78	+ 6.36
9	111		2009	U08	(1)	FABER Ryan		TSN	* 12.33	* 12.51	12.68	24.84	116.91	+ 0.44
10	116		2007	U10	(3)	TOMS Harry		ESX	* 12.49	12.49	* 12.46	24.95	120.62	- 15.58
11	113		2008	U10	(4)	PARKER Alfie		HEM	13.00	* 12.57	* 12.60	25.17	128.03	+ 25.09
12	107		2007	U10	(5)	ENGLAND Alfie		ESX	* 12.99	* 12.72	13.37	25.71	146.22	+ 28.73
13	119		2009	U08	(2)	BLACKWELL Jasper		TAL	* 13.43	13.65	* 12.64	26.07	158.35	- 50.07
14	104		2005	U12	(7)	PAGE-BROWNE Adam		WGC	13.31	* 13.30	* 13.20	26.50	172.84	+ 48.31
15	121		2007	U10	(6)	FRANCIS Jude		VIK	* 14.12	23.33	* 13.62	27.74	214.62	- 7.45
16	118	23247	2005	U12	(8)	WARNE Ben		HEM	14.24	* 13.90	* 13.85	27.75	214.96	+ 28.35
17	120		2007	U10	(7)	SEWELL Bertie		NOR	14.90	* 13.51	* 14.33	27.84	217.99	+ 9.39
18	103		2006	U12	(9)	COZENS Samual		NOR	* 13.86	14.76	* 14.37	28.23	231.13	+ 145.45
19	124		2010	U08	(3)	AMOS Brody		ESX	* 14.35	14.72	* 14.62	28.97	256.06	- 39.34
20	129		2006	U12	(10)	PENNECK Alexander		ESX	* 14.84	14.90	* 14.68	29.52	274.59	-
21	126		2010	U08	(4)	KINGE Jacob		NOR	16.83	* 15.32	* 15.64	30.96	323.11	- 5.58
22	125		2009	U08	(5)	GRIMES Myles		VIK	17.20	* 15.90	* 16.31	32.21	365.22	+ 69.20
23	127		2007	U10	(8)	CHILDS Scott		WGC	* 17.34	* 17.52	17.58	34.86	454.51	+ 105.37
24	130		2011	U08	(6)	ENGLAND Zachary		ESX		* 19.73	* 20.85	40.58	647.23	-

Did Not Start - Run 1 (4)




	106	23298	2006	U12		PARKES Oliver		HEM						
--	-----	-------	------	-----	--	---------------	---	-----	--	--	--	--	--	--

EASTERN REGION SNOWSPORTS ASSOCIATION 2016

Essex "Team Evolution" Summer League

Special Slalom - Boys & Girls (U12's)

ERSA Summer League - Final Ranking - Points

Rank	Bib.	RegNo	Year	Cat	Rank	Name	Club	Run 1	Run 2	Run 3	Time	Points	Perf
	112		2006	U12		SMITH Ben		VIK						
	115		2007	U10		SMITH Bradley		VIK						
	123		2009	U08		PARKES Johnny		HEM						





Did Not Finish - Run 1 (1)

	114		2006	U12		JELPIDIFOROVA Eric		ESX						
--	-----	--	------	-----	--	--------------------	---	-----	--	--	--	--	--	--




Disqualified - Run 1 (3)

	117		2006	U12		SADLER Oliver		TSN						
	122		2006	U12		DE FRIEND Kye		ESX						
	130		2011	U08		ENGLAND Zachary		ESX						



Did Not Start - Run 2 (4)

	106	23298	2006	U12		PARKES Oliver		HEM						
	112		2006	U12		SMITH Ben		VIK						
	115		2007	U10		SMITH Bradley		VIK						
	123		2009	U08		PARKES Johnny		HEM						

Did Not Start - Run 3 (4)

	106	23298	2006	U12		PARKES Oliver		HEM						
	112		2006	U12		SMITH Ben		VIK						
	115		2007	U10		SMITH Bradley		VIK						
	123		2009	U08		PARKES Johnny		HEM						

Did Not Finish - Run 3 (2)

	114		2006	U12		JELPIDIFOROVA Eric		ESX						
	122		2006	U12		DE FRIEND Kye		ESX						

Disqualified - Run 3 (1)

	110	22059	2006	U12		DADE Jake		NOR						
--	-----	-------	------	-----	--	-----------	---	-----	--	--	--	--	--	--

EASTERN REGION SNOWSPORTS ASSOCIATION 2016

Essex "Team Evolution" Summer League

Special Slalom - Female & Male

ERSA Summer League - Final Ranking - Points



Rank	Bib.	RegNo	Year	Cat	Rank	Name	Club	Run-1	Run-2	Run-3	Time	Points	Perf
------	------	-------	------	-----	------	------	-------	------	-------	-------	-------	------	--------	------

==ERSA Girls and Ladies ==

1	69	20339	2000	U18	(1)	BURROUGHS Hannah		NOR	* 10.76	* 11.05		21.81	0.00	- 24.14
2	96	21357	2000	U18	(2)	MOORE Danica		BRO	11.04	* 11.04	* 11.01	22.05	7.92	-
3	83		2000	U18	(3)	COLLEN Grace		NOR	* 11.12	11.65	* 11.40	22.52	23.44	- 154.05
4	62	20337	2001	U16	(1)	SKIPPER Megan		NOR		* 10.76	* 11.78	22.54	24.10	+ 36.07
5	70	22943	1999	U18	(4)	BLYTH Charlotte		HEM	* 11.63	11.68	* 11.81	23.44	53.81	+ 14.80
6	64		2000	U18	(5)	MANNBY Siobhan		VIK	* 11.84	12.43	* 11.87	23.71	62.72	+ 7.61
7	74	23404	2001	U16	(2)	LUCK Jemma		NOR		* 11.86	* 11.90	23.76	64.37	+ 22.97
8	75		1999	U18	(6)	DURANT Antonia		VIK	* 11.86	12.02	* 11.94	23.80	65.69	+ 16.29
9	77	22615	2001	U16	(3)	FABER Sophie		TSN	12.91	* 12.02	* 12.21	24.23	79.89	- 37.58
10	68	20742	1971	MA2	(1)	SAMPSON Melissa		NOR	* 12.29	12.34	* 12.17	24.46	87.48	+ 17.63
10	67		1970	MA2	(1)	ANDERSON Beverley		VIK	* 12.25	12.52	* 12.21	24.46	87.48	+ 52.20
12	79		2003	U14	(1)	FRANCIS Mia		VIK	* 12.42		* 12.07	24.49	88.47	- 44.04
13	76		1993	SM1	(1)	AYLING-BATE Sarah		VIK	12.82	* 12.39	* 12.13	24.52	89.46	- 11.64
14	63		1999	U18	(7)	HAWES Claudie		NOR		* 12.39	* 12.23	24.62	92.76	+ 11.26
15	66	22179	2003	U14	(2)	HOLMES Abby		NOR		* 12.74	* 12.18	24.92	102.67	+ 39.99
16	82	22983	2002	U16	(4)	BLYTH Helena		HEM	* 12.77	12.90	* 12.58	25.35	116.86	- 55.86
17	80	23246	2003	U14	(3)	WARNE Charlotte		HEM	14.26	* 13.45	* 13.24	26.69	161.10	+ 23.30
18	78		2004	U14	(4)	VENABLES Felicity		VIK	13.64	* 13.23	* 13.59	26.82	165.39	+ 34.11
19	81		2001	U16	(5)	HACKETT Layla		VIK	14.34	* 14.01	* 13.75	27.76	196.42	+ 46.27
20	87		2000	U18	(8)	OTTER Harriet		VIK	* 14.42	14.51	* 13.35	27.77	196.75	- 64.60
21	85	23091	2002	U16	(6)	GOULD Lauren		HEM	41.84	* 14.50	* 13.60	28.10	207.65	+ 8.66
22	95	22146	2004	U14	(5)	HAMBLETON Chloe		ASR	14.86	* 14.47	* 14.50	28.97	236.37	-
23	89		1999	U18	(9)	ELPHICK Alex		ESX		* 15.40	* 15.14	30.54	288.20	- 0.20
24	90		2004	U14	(6)	WOOD Caitlin		VIK	* 16.17	16.69	* 16.08	32.25	344.65	+ 37.85
25	91		2003	U14	(7)	CUTHBERT Tia		VIK	16.96	* 16.38	* 15.95	32.33	347.29	- 7.83
26	93		2001	U16	(7)	CHURCHILL Freya		VIK		* 18.19	* 16.61	34.80	428.83	- 48.76

Did Not Start - Run-1 (6)

61	22536	2000	U18			MCLEISH Alice		HEM						
72			2001	U16		LEVENE Grace		VIK						
73	20767	2000	U18			WEBSTER Atlanta		NOR						
84			2004	U14		JONES Charlotte		TAL						
86	23069	2002	U16			LANDER Isabelle		HEM						
88			2004	U14		KING Emily		VIK						

Did Not Finish - Run-1 (3)

89			1999	U18		ELPHICK Alex		ESX						
----	--	--	------	-----	--	--------------	--	-----	--	--	--	--	--	--

EASTERN REGION SNOWSPORTS ASSOCIATION 2016

Essex "Team Evolution" Summer League

Special Slalom - Female & Male

ERSA Summer League - Final Ranking - Points

Rank	Bib.	RegNo	Year	Cat	Rank	Name	Club	Run-1	Run-2	Run-3	Time	Points	Perf
	93		2001	U16		CHURCHILL Freya		VIK						
	94		2001	U16		ELPHICK Isabel		ESX						

Disqualified - Run-1 (6)

	62	20337	2001	U16		SKIPPER Megan		NOR						
	63		1999	U18		HAWES Claudie		NOR						
	66	22179	2003	U14		HOLMES Abby		NOR						
	71		1999	U18		MCCABE-ABLE Scarlett		VIK						
	74	23404	2001	U16		LUCK Jemma		NOR						
	92	23293	2004	U14		GOULD Chloe		HEM						

Did Not Start - Run-2 (6)

	61	22536	2000	U18		MCLEISH Alice		HEM						
	72		2001	U16		LEVENE Grace		VIK						
	73	20767	2000	U18		WEBSTER Atlanta		NOR						
	84		2004	U14		JONES Charlotte		TAL						
	86	23069	2002	U16		LANDER Isabelle		HEM						
	88		2004	U14		KING Emily		VIK						

Did Not Finish - Run-2 (1)

	79		2003	U14		FRANCIS Mia		VIK						
--	----	--	------	-----	--	--------------------	---	-----	--	--	--	--	--	--

Disqualified - Run-2 (3)

	69	20339	2000	U18		BURROUGHS Hannah		NOR						
	71		1999	U18		MCCABE-ABLE Scarlett		VIK						
	94		2001	U16		ELPHICK Isabel		ESX						

Did Not Start - Run-3 (6)

	61	22536	2000	U18		MCLEISH Alice		HEM						
	72		2001	U16		LEVENE Grace		VIK						
	73	20767	2000	U18		WEBSTER Atlanta		NOR						
	84		2004	U14		JONES Charlotte		TAL						
	86	23069	2002	U16		LANDER Isabelle		HEM						
	88		2004	U14		KING Emily		VIK						

Did Not Finish - Run-3 (2)

	65	19235	1999	U18		ROYAL Natasha		VIK						
	94		2001	U16		ELPHICK Isabel		ESX						

Disqualified - Run-3 (1)

	92	23293	2004	U14		GOULD Chloe		HEM						
--	----	-------	------	-----	--	--------------------	---	-----	--	--	--	--	--	--

== ERSА Boys and Men ==



1	10	19854	1999	U18	(1)	BINGHAM Jonathan		ESX	9.69	* 9.22	* 9.10	18.32	0.00	- 22.81
2	4	14921	1992	SM1	(1)	HUGHES Toby		NOR	10.03	* 9.55	* 9.37	18.92	23.58	+ 18.63
3	13	18810	1997	U21	(1)	FENELEY Luke		NOR	* 9.52	9.58	* 9.45	18.97	25.55	+ 26.39
4	11	19713	1997	U21	(2)	BOTY Harry		HEM	10.19	* 9.85	* 9.84	19.69	53.84	+ 12.12

EASTERN REGION SNOWSPORTS ASSOCIATION 2016

Essex "Team Evolution" Summer League

Special Slalom - Female & Male

ERSA Summer League - Final Ranking - Points

Rank	Bib.	RegNo	Year	Cat	[Rank]	Name	Club	Run-1	Run-2	Run-3	Time	Points	Perf
5	1	22166	1999	U18	(2)	HOLMES Thomas		NOR	* 10.08	10.11	* 9.77	19.85	60.13	+ 38.56
6	8	21723	2000	U18	(3)	HOWE Charlie		NOR	* 9.88		* 10.06	19.94	63.67	- 10.00
7	16	19855	2002	U16	(1)	BINGHAM Nicholas		ESX	* 9.91	9.98	* 10.24	20.15	71.92	- 9.26
8	3	22164	2001	U16	(2)	LONGSTAFF Michael		WGC	10.28	* 10.02	* 10.20	20.22	74.67	+ 4.18
9	9	20748	2003	U14	(1)	DADE Tommy		NOR	10.65	* 10.05	* 10.29	20.34	79.39	+ 1.30
10	5		2000	U18	(4)	THOMPSON Connor		VIK	10.20	* 10.15	* 10.23	20.38	80.96	+ 8.52
11	2	20884	2003	U14	(2)	THOMPSON Joseph		NOR	* 10.48	10.60	* 10.08	20.56	88.03	+ 20.30
12	20	23349	2003	U14	(3)	BUSHELL George		NOR	10.72	* 10.59	* 10.61	21.20	113.19	+ 13.22
13	19		2000	U18	(5)	WARSOP Rowan		NOR		* 10.65	* 10.62	21.27	115.94	+ 16.03
14	7		1999	U18	(6)	CHILDS Lewis		WGC		* 10.77	* 10.58	21.35	119.08	+ 45.83
15	18	23185	2000	U18	(7)	STEWARD Oliver		NOR	* 10.61		* 10.86	21.47	123.80	+ 25.94
16	6	20184	2000	U18	(8)	NEWTON William		HEM		* 10.87	* 10.69	21.56	127.34	+ 50.77
17	21		2002	U16	(3)	GOMEZ CLARKE Jamie		NOR	* 10.85	10.92	* 10.79	21.64	130.48	+ 28.71
17	12		1996	U21	(3)	REEDER James		VIK	10.92	* 10.63	* 11.01	21.64	130.48	+ 57.77
19	14	21218	1998	U21	(4)	BRESKAL Bailey		WGC		* 11.02	* 10.64	21.66	131.27	+ 83.35
20	22	10596	1963	MA3	(1)	BUNTON Paul		HEM	11.21	* 11.05	* 11.27	22.32	157.21	+ 52.26
21	17	18807	1993	SM1	(2)	MROZ Domink		ESX	11.45	* 11.33	* 11.25	22.58	167.42	+ 82.54
22	24	21194	2003	U14	(4)	NEWTON Charlie		HEM	11.42	* 11.29	* 11.34	22.63	169.39	+ 58.83
23	23		1966	MA2	(1)	HOLMES Peter		NOR	* 11.29	11.74	* 11.92	23.21	192.18	+ 82.82
24	28		2002	U16	(4)	HIGGINS James		NOR	20.36	* 11.83	* 11.89	23.72	212.23	+ 86.09
25	29		2003	U14	(5)	TURNER Alfie		HEM	* 12.13	12.28	* 11.60	23.73	212.62	+ 76.49
26	27	18665	1967	MA2	(2)	SYDER Mark		NOR	* 11.61	12.09	* 12.17	23.78	214.59	+ 90.42
27	42		2004	U14	(6)	FISHER Edward		ESX	12.40	* 11.82	* 12.03	23.85	217.34	- 44.39
28	32		1998	U21	(5)	SYDER James		NOR	* 12.27	12.50	* 12.04	24.31	235.41	+ 73.90
29	30	22816	1960	MA3	(2)	OHSTEN Ben		NOR		* 12.08	* 12.25	24.33	236.20	+ 88.45
30	25		1998	U21	(6)	LEVENE Harry		VIK		* 12.31	* 12.03	24.34	236.59	+ 125.53
31	39		2003	U14	(7)	MCANALLY Ewan		WGC	12.50	* 12.12	* 12.38	24.50	242.88	+ 50.02
32	52	9379	1958	MA3	(3)	PROUDLOVE Andrew		BRO	12.42	* 12.30	* 12.31	24.61	247.21	-
33	36	22827	2003	U14	(8)	BARTLETT Arthur		VIK	* 12.43	12.51	* 12.21	24.64	248.38	+ 78.99
34	34		1967	MA2	(3)	DURANT Jim		VIK	12.73	* 12.58	* 12.32	24.90	258.60	+ 94.41
35	41		2004	U14	(9)	ALI Dylan		VIK	13.08	* 12.75	* 12.63	25.38	277.47	+ 37.56
36	40		2003	U14	(10)	SEWELL Sebastian		NOR	* 12.71		* 12.74	25.45	280.22	+ 60.96
37	26	10372	1959	MA3	(4)	ANDERSON Christopher		VIK	12.86	* 12.82	* 12.81	25.63	287.29	+ 164.90
38	38	22138	1987	SM1	(3)	BELLAMY Edward		NOR	13.60	* 13.35	* 13.22	26.57	324.24	+ 149.56
39	45		1979	SM1	(4)	AMOS Martin		ESX	13.41	* 13.18	* 13.48	26.66	327.77	+ 45.24
40	53		2004	U14	(11)	COLLEN Hamish		NOR	13.58	* 13.51	* 13.31	26.82	334.06	-
41	51		2004	U14	(12)	MUNDY Jack		ESX	* 13.85	13.94	* 14.20	28.05	382.40	-
42	46		1955	MA3	(5)	DANBURY Mike		WGC	* 14.11	14.40	* 14.66	28.77	410.70	+ 122.45
43	44		1970	MA2	(4)	BAUMBACH Michael		VIK	* 14.83	15.09	* 14.09	28.92	416.59	+ 135.91
44	48		2003	U14	(13)	ALGER James		NOR		* 15.49	* 14.68	30.17	465.72	+ 127.45
45	47		1951	MA3	(6)	COOPER Douglas		NOR	16.27	* 15.93	* 16.11	32.04	539.21	+ 214.85

Did Not Start - Run-1 (5)

31			1997	U21		STEWARD Harry		NOR						
35			2001	U16		REYNOLDS Joshua		NOR						
43			2003	U14		WILLIAMS Elliot		WGC						
49			2004	U14		FULCHER Lewis		VIK						
54		21742	1998	U21		SEWELL Logan		NOR						

Did Not Finish - Run-1 (9)









6		20184	2000	U18		NEWTON William		HEM						
---	--	-------	------	-----	--	----------------	---	-----	--	--	--	--	--	--

EASTERN REGION SNOWSPORTS ASSOCIATION 2016



Essex "Team Evolution" Summer League

Special Slalom - Female & Male


ERSA Summer League - Final Ranking - Points

Rank	Bib.	RegNo	Year	Cat	Rank	Name	Club	Run-1	Run-2	Run-3	Time	Points	Perf
	7		1999	U18		CHILDS Lewis		WGC						
	14	21218	1998	U21		BRESKAL Bailey		WGC						
	15	22009	2001	U16		APPLETON Byron		HEM						
	19		2000	U18		WARSOP Rowan		NOR						
	25		1998	U21		LEVENE Harry		VIK						
	33		2001	U16		MCCABE-ABLE Maximus		VIK						
	37		2001	U16		BUTTERS Harvey		VIK						
	55		2002	U16		HEYMOZ Daniel		WGC						





Disqualified - Run-1 (2)

	30	22816	1960	MA3		OHSTEN Ben		NOR						
	48		2003	U14		ALGER James		NOR						


Did Not Start - Run-2 (5)

	31		1997	U21		STEWARD Harry		NOR						
	35		2001	U16		REYNOLDS Joshua		NOR						
	43		2003	U14		WILLIAMS Elliot		WGC						
	49		2004	U14		FULCHER Lewis		VIK						
	54	21742	1998	U21		SEWELL Logan		NOR						

Did Not Finish - Run-2 (4)

	8	21723	2000	U18		HOWE Charlie		NOR						
	15	22009	2001	U16		APPLETON Byron		HEM						
	33		2001	U16		MCCABE-ABLE Maximus		VIK						
	37		2001	U16		BUTTERS Harvey		VIK						


Disqualified - Run-2 (3)

	18	23185	2000	U18		STEWARD Oliver		NOR						
	40		2003	U14		SEWELL Sebastian		NOR						
	55		2002	U16		HEYMOZ Daniel		WGC						

Did Not Start - Run-3 (5)

	15	22009	2001	U16		APPLETON Byron		HEM						
	31		1997	U21		STEWARD Harry		NOR						
	35		2001	U16		REYNOLDS Joshua		NOR						
	43		2003	U14		WILLIAMS Elliot		WGC						
	49		2004	U14		FULCHER Lewis		VIK						

Did Not Finish - Run-3 (1)

	50		1966	MA2		FRANCIS Carl		VIK						
--	----	--	------	-----	--	--------------	---	-----	--	--	--	--	--	--