

EASTERN REGION SNOWSPORTS ASSOCIATION

SKI CHAMPIONSHIPS 2016 (Hemel)

Special Slalom - U12's (Girls & Boys)

ERSA Summer League - Final Ranking

Rank	Bib.	RegNo	Year	Cat	Rank	Name	====	Club	Run 1	Run 2	Time
------	------	-------	------	-----	------	------	------	------	-------	-------	------

++ Under 08 - Girls ++

Did Not Start - Run 1 (1)

5		2009	U08			HAWKS Isabel		HEM			
---	--	------	-----	--	--	--------------	--	-----	--	--	--


Did Not Start - Run 2 (1)

5		2009	U08			HAWKS Isabel		HEM			
---	--	------	-----	--	--	--------------	--	-----	--	--	--

++ Under 08 - Boys ++

1	22	2009	U08	(1)		FABER Ryan		HEM	*	16.64	16.64	
2	39	2009	U08	(2)		CUTHBERT Adam Richard		SMK	19.27	*	18.68	18.68
3	29	2009	U08	(3)		BLACKWELL Jasper		TAL	32.41	*	19.53	19.53


Did Not Start - Run 1 (1)

24		2009	U08			PARKES Johnny		HEM			
----	--	------	-----	--	--	---------------	--	-----	--	--	--







Disqualified - Run 1 (1)

22		2009	U08			FABER Ryan		HEM			
----	--	------	-----	--	--	------------	--	-----	--	--	--

Did Not Start - Run 2 (1)

24		2009	U08			PARKES Johnny		HEM			
----	--	------	-----	--	--	---------------	--	-----	--	--	--

++ Under 10 - Girls ++

1	13	22892	2007	U10	(1)	TUTT Holly		HEM	14.40	*	14.21	14.21
2	1		2007	U10	(2)	BUSHELL Grace		NOR	15.97	*	15.76	15.76
3	20	45245	2007	U10	(3)	LEWIS Ffion		CAR	16.73	*	16.37	16.37
4	6	23309	2008	U10	(4)	CALDWELL Kitty-Jay		HEM	18.05	*	16.93	16.93
5	4		2008	U10	(5)	HOWESON Lucy		HEM	17.60	*	16.98	16.98
6	3		2007	U10	(6)	COZENS Zoe		NOR	18.56	*	17.91	17.91

Did Not Start - Run 1 (1)

9		23317	2007	U10		HAWKS Francesca		HEM			
---	--	-------	------	-----	--	-----------------	--	-----	--	--	--

EASTERN REGION SNOWSPORTS ASSOCIATION

SKI CHAMPIONSHIPS 2016 (Hemel)

Special Slalom - U12's (Girls & Boys)


ERSA Summer League - Final Ranking

Rank	Bib.	RegNo	Year	Cat	Rank	Name	====	Club	Run 1	Run 2	Time
------	------	-------	------	-----	------	------	------	------	-------	-------	------

Did Not Start - Run 2 (1)

	9	23317	2007	U10		HAWKS Francesca		HEM			
--	---	-------	------	-----	--	-----------------	--	-----	--	--	--













++ Under 10 - Boys ++

1	36		2008	U10	(1)	PARKER Alfie		HEM	14.49	* 14.04	14.04
2	38	23186	2008	U10	(2)	ORZEL Adam		MID	14.49	* 14.39	14.39
3	23		2008	U10	(3)	KENDAL Noah		WGC	15.92	* 15.63	15.63
4	31		2007	U10	(4)	VERGANI Alberto		HEM	* 15.80	16.23	15.80
5	28		2007	U10	(5)	MITCHELL Kieran		NOR		* 16.18	16.18
6	46		2007	U10	(6)	DUCKENFIELD Jack		HEM	* 16.27	16.28	16.27
7	44	23397	2008	U10	(7)	BROADBENT William		WM	17.51	* 16.87	16.87
8	43		2008	U10	(8)	STEVENS Brook		HEM	* 17.70	18.28	17.70
9	33		2007	U10	(9)	SEWELL Bertie		NOR	19.78	* 18.08	18.08
10	45		2008	U10	(10)	WESTENHOLZ-SMITH Ben		HEM	18.73	* 18.30	18.30
11	37		2007	U10	(11)	CHILDS Scott		WGC	* 21.16	21.27	21.16




Disqualified - Run 1 (1)

	28		2007	U10		MITCHELL Kieran		NOR			
--	----	--	------	-----	--	-----------------	--	-----	--	--	--

++ Under 12 - Girls ++

1	7	22938	2006	U12	(1)	HOWESON Olivia		HEM	13.31	* 13.19	13.19
2	2	23273	2005	U12	(2)	PARKER Abbie		HEM	* 13.55	14.01	13.55
3	11	22930	2006	U12	(3)	BLACKWELL Lucy		TAL	* 14.12	14.29	14.12
4	12	22136	2006	U12	(4)	ORZEL Emilia		MID	14.57	* 14.20	14.20
5	15	22900	2005	U12	(5)	ARLOTT Holly		HEM	* 15.00	15.29	15.00
6	18	23308	2005	U12	(6)	BURTON Evie		SMK	* 15.24	15.38	15.24
7	17		2005	U12	(7)	KING Chloe		HEM	15.60	* 15.29	15.29
8	14		2005	U12	(8)	STEVENS Cordelia		HEM	* 15.43	15.92	15.43
9	16	22110	2006	U12	(9)	FAIRFULL Madeleine		HEM	* 16.23	16.27	16.23
10	10		2005	U12	(10)	LINCOLN Isabel		NOR	16.53	* 16.37	16.37
11	8		2005	U12	(11)	SCOTT-AMOS Beth		NOR	18.09	* 17.33	17.33
12	19		2006	U12	(12)	WESTENHOLZ-SMITH Annabelle		HEM	20.20	* 18.87	18.87

++ Under 12 - Boys ++

1	27	21604	2005	U12	(1)	OGDEN Alex		NOR	* 13.06	13.07	13.06
2	32	22087	2005	U12	(2)	PARKER Travis		NOR	13.37	* 13.13	13.13
3	35	22059	2006	U12	(3)	DADE Jake		NOR	13.37	* 13.25	13.25
4	34	23298	2006	U12	(4)	PARKES Oliver		HEM	* 14.69	20.78	14.69
5	40		2006	U12	(5)	PILLAY Callum		HEM	* 15.27	17.91	15.27
6	26		2006	U12	(6)	HADINGHAM Alex		NOR	15.36	* 15.35	15.35
7	30		2006	U12	(7)	COZENS Samuel		NOR	16.68	* 16.00	16.00
8	42	23047	2006	U12	(8)	MARTIN Todd		HEM	16.84	* 16.73	16.73
9	25		2005	U12	(9)	PAGE-BROWNE Adam		WGC	* 17.86	18.29	17.86

EASTERN REGION SNOWSPORTS ASSOCIATION

SKI CHAMPIONSHIPS 2016 (Hemel)

Special Slalom - U12's (Girls & Boys)

ERSA Summer League - Final Ranking

Rank	Bib.	RegNo	Year	Cat	Rank	Name	====	Club	Run 1	Run 2	Time
------	------	-------	------	-----	------	------	------	------	-------	-------	------

Did Not Start - Run 1 (1)

	41		2005	U12		THOMAS Jesse		HEM			
--	----	--	------	-----	--	--------------	--	-----	--	--	--

Did Not Start - Run 2 (1)













	41		2005	U12		THOMAS Jesse		HEM			
--	----	--	------	-----	--	--------------	--	-----	--	--	--

EASTERN REGION SNOWSPORTS ASSOCIATION

SKI CHAMPIONSHIPS 2016 (Hemel)

Special Slalom - U14+ (Female & Male)

ERSA Summer League - Final Ranking

Rank	Bib.	RegNo	Year	Cat	Rank	Name	====	Club	Run 1	Run 2	Time
++ Under 14 - Girls ++											
1	63	21925	2003	U14	(1)	MCLEISH Emily		HEM	15.91	* 15.65	15.65
1	61	23492	2004	U14	(1)	HERRIES Olivia		HEM	16.42	* 15.65	15.65
3	51	21334	2003	U14	(3)	BOTY Nia		HEM	* 16.05	16.24	16.05
4	66	23246	2003	U14	(4)	WARNE Charlotte		HEM	16.98	* 16.89	16.89
5	68	20998	2003	U14	(5)	BARDER Katie		HEM	17.24	* 17.13	17.13
6	64	22179	2003	U14	(6)	HOLMES Abby		NOR	17.42	* 17.19	17.19
7	89	45246	2003	U14	(7)	LEWIS Seren		CAR	18.34	* 18.13	18.13
8	90	22941	2004	U14	(8)	WILKINSON Evie		SMK	18.50	* 18.21	18.21
9	84	21719	2003	U14	(9)	THOMAS Sophie		HEM	19.01	* 18.67	18.67
10	85	23293	2004	U14	(10)	GOULD Chloe		HEM		* 19.71	19.71
11	88		2004	U14	(11)	BEINHOCKER Anna		HEM	20.52	* 20.02	20.02
12	87		2003	U14	(12)	UTERMANN Caroline		HEM	20.79	* 20.33	20.33

Disqualified - Run 1 (1)

85	23293	2004	U14		GOULD Chloe		HEM
----	-------	------	-----	--	-------------	--	-----

++ Under 14 - Boys ++

1	157	21052	2004	U14	(1)	UPTON Jack		MID	* 14.35	14.48	14.35
2	108	20748	2003	U14	(2)	DADE Tommy		NOR	14.66	* 14.38	14.38
3	112	20884	2003	U14	(3)	THOMPSON Joseph		NOR	14.99	* 14.73	14.73
4	125		2003	U14	(4)	TURNER Alfie		HEM	* 15.58	16.12	15.58
5	116	23349	2003	U14	(5)	BUSHELL George		NOR	* 15.81		15.81
6	130	20264	2003	U14	(6)	REIDY Thomas		HEM	* 16.17	16.26	16.17
7	129	21823	2003	U14	(7)	TUBBS Charlie		TSN	* 16.47	16.79	16.47
8	153	23046	2004	U14	(8)	MARTIN Max		HEM	* 17.49		17.49
9	133		2003	U14	(9)	SEWELL Sebastian		NOR	18.60	* 17.54	17.54
10	154		2004	U14	(10)	MUNDY Jack		ESX		* 19.40	19.40

Did Not Start - Run 1 (1)

144	21197	2004	U14		URQUHART Aiden		HEM
-----	-------	------	-----	--	----------------	--	-----

Disqualified - Run 1 (1)

154		2004	U14		MUNDY Jack		ESX
-----	--	------	-----	--	------------	--	-----

EASTERN REGION SNOWSPORTS ASSOCIATION

SKI CHAMPIONSHIPS 2016 (Hemel)

Special Slalom - U14+ (Female & Male)

ERSA Summer League - Final Ranking

Rank	Bib.	RegNo	Year	Cat	Rank	Name	====	Club	Run 1	Run 2	Time
------	------	-------	------	-----	------	------	------	------	-------	-------	------












Did Not Start - Run 2 (1)

	144	21197	2004	U14		URQUHART Aiden		HEM			
--	-----	-------	------	-----	--	----------------	--	-----	--	--	--

Disqualified - Run 2 (2)

	116	23349	2003	U14		BUSHELL George		NOR			
	153	23046	2004	U14		MARTIN Max		HEM			

++ Under 16 - Girls ++

1	57	20496	2002	U16	(1)	SCRANAGE-HARRISON Eleanor		HEM	* 14.58	14.81	14.58
2	77	23404	2001	U16	(2)	LUCK Jemma		NOR	15.82	* 15.60	15.60
3	78	19739	2002	U16	(3)	ROSE Rebecca		EVO	* 16.14	16.58	16.14
4	62	20337	2001	U16	(4)	SKIPPER Megan		NOR	16.36	* 16.22	16.22
5	54	20725	2002	U16	(5)	WARMINGTON Harriet		HEM	* 16.72	16.80	16.72
6	83		2002	U16	(6)	STEVENS Lilyella		HEM	18.07	* 17.46	17.46
6	82	23091	2002	U16	(6)	GOULD Lauren		HEM	17.95	* 17.46	17.46
8	67	22983	2002	U16	(8)	BLYTH Helena		HEM		* 17.90	17.90
9	86		2002	U16	(9)	SPIERS Rebbeca		SMK	23.74	* 18.31	18.31
10	72		2001	U16	(10)	CHURCHILL Freya		VIK	23.13	* 22.42	22.42
11	73		2001	U16	(11)	ELPHICK Isabel		ESX	26.17	* 23.98	23.98

Did Not Start - Run 1 (4)

	70	23069	2002	U16		LANDER Isabelle		HEM			
	74	21593	2002	U16		COWELL Milly		BSA			
	79	21441	2002	U16		ORCHARD Ellie		HEM			
	80		2001	U16		SIRS Ashleigh		HEM			

Disqualified - Run 1 (1)

	67	22983	2002	U16		BLYTH Helena		HEM			
--	----	-------	------	-----	--	--------------	--	-----	--	--	--

Did Not Start - Run 2 (4)

	70	23069	2002	U16		LANDER Isabelle		HEM			
	74	21593	2002	U16		COWELL Milly		BSA			
	79	21441	2002	U16		ORCHARD Ellie		HEM			
	80		2001	U16		SIRS Ashleigh		HEM			

++ Under 16 - Boys ++





1	111	22009	2001	U16	(1)	APPLETON Byron		HEM		* 13.80	13.80
2	109	20481	2001	U16	(2)	HUDSON Thomas		NOR	* 14.18		14.18
3	107	22164	2001	U16	(3)	LONGSTAFF Michael		WGC	14.61	* 14.23	14.23
4	155	21051	2001	U16	(4)	UPTON Thomas		MID		* 14.46	14.46
5	143	23045	2001	U16	(5)	MARTIN Joe		HEM	15.54	* 14.88	14.88
6	126	20766	2001	U16	(6)	HUMPHREYS Charles		HEM	15.63	* 15.19	15.19
7	113	19855	2002	U16	(7)	BINGHAM Nicholas		ESX		* 15.21	15.21
8	142	21196	2001	U16	(8)	URQUHART Colm		HEM	16.23	* 15.66	15.66
9	145	23044	2001	U16	(9)	MARTIN Alex		HEM	15.96	* 15.81	15.81

EASTERN REGION SNOWSPORTS ASSOCIATION

SKI CHAMPIONSHIPS 2016 (Hemel)

Special Slalom - U14+ (Female & Male)

ERSA Summer League - Final Ranking

Rank	Bib.	RegNo	Year	Cat	Rank	Name	====	Club	Run 1	Run 2	Time
10	118	23350	2002	U16	(10)	GOMEZ CLARKE Jamie		NOR	* 16.38	17.07	16.38
11	150	23512	2001	U16	(11)	HUDSON Angus		SMK	* 16.60	16.82	16.60
12	146	23122	2001	U16	(12)	HUGHES Thomas		ESX	* 16.64	16.85	16.64
13	123		2002	U16	(13)	HIGGINS James		NOR	17.02	* 16.74	16.74

Did Not Start - Run 1 (1)

137	22987	2002	U16			CITRON Milo					
-----	-------	------	-----	--	--	-------------	--	--	--	--	--

Did Not Finish - Run 1 (2)

111	22009	2001	U16			APPLETON Byron		HEM			
113	19855	2002	U16			BINGHAM Nicholas		ESX			

Disqualified - Run 1 (1)

155	21051	2001	U16			UPTON Thomas		MID			
-----	-------	------	-----	--	--	--------------	--	-----	--	--	--













Did Not Start - Run 2 (1)

137	22987	2002	U16			CITRON Milo					
-----	-------	------	-----	--	--	-------------	--	--	--	--	--





Disqualified - Run 2 (1)

109	20481	2001	U16			HUDSON Thomas		NOR			
-----	-------	------	-----	--	--	---------------	--	-----	--	--	--

++ Under 18 - Girls ++

1	59	20599	2000	U18	(1)	SHERING Nicole		HEM	* 14.71		14.71
2	65	22943	1999	U18	(2)	BLYTH Charlotte		HEM	* 14.87	15.05	14.87
3	60	22536	2000	U18	(3)	MCLEISH Alice		HEM	* 15.03		15.03
4	52	21816	1999	U18	(4)	TUBBS Jessica		TSN		* 15.67	15.67
5	53	20339	2000	U18	(5)	BURROUGHS Hannah		NOR		* 16.23	16.23
6	91		2000	U18	(6)	COLLEN Grace		NOR		* 16.71	16.71
7	58	20767	2000	U18	(7)	WEBSTER Atlanta		NOR	* 17.33	17.89	17.33
8	55		2000	U18	(8)	MANNBY Siobhan		VIK	17.67	* 17.40	17.40
9	75	22327	2000	U18	(9)	CALDWELL Cara		TSN	* 18.63	19.07	18.63
10	81		2000	U18	(10)	PARRY Meryn		HEM		* 19.60	19.60
11	69		2000	U18	(11)	OTTER Harriet		VIK	20.03	* 19.82	19.82
12	71		1999	U18	(12)	ELPHICK Alex		ESX	22.68	* 21.98	21.98

Disqualified - Run 1 (4)









52	21816	1999	U18			TUBBS Jessica		TSN			
53	20339	2000	U18			BURROUGHS Hannah		NOR			
81		2000	U18			PARRY Meryn		HEM			
91		2000	U18			COLLEN Grace		NOR			

Did Not Start - Run 2 (1)

60	22536	2000	U18			MCLEISH Alice		HEM			
----	-------	------	-----	--	--	---------------	--	-----	--	--	--

Disqualified - Run 2 (1)

59	20599	2000	U18			SHERING Nicole		HEM			
----	-------	------	-----	--	--	----------------	--	-----	--	--	--

Rank	Bib.	RegNo	Year	Cat	Rank	Name	====	Club	Run 1	Run 2	Time
++ Under 18 - Boys ++											
1	106	19854	1999	U18	(1)	BINGHAM Jonathan		ESX	14.40	* 14.10	14.10
2	104	20184	2000	U18	(2)	NEWTON William		HEM	14.72	* 14.50	14.50
3	115	21723	2000	U18	(3)	HOWE Charlie		NOR	* 14.92	15.08	14.92
4	102	22166	1999	U18	(4)	HOLMES Thomas		NOR	15.17	* 15.00	15.00
5	105	23185	2000	U18	(5)	STEWARD Oliver		NOR		* 15.39	15.39
6	147	22209	2000	U18	(6)	ISON Seb		HEM	15.86	* 15.78	15.78
7	124		1999	U18	(7)	HEARNEY Christopher		NOR	15.83	* 15.82	15.82
8	103		1999	U18	(8)	CHILDS Lewis		WGC	* 15.84	15.84	15.84

Disqualified - Run 1 (1)

105	23185	2000	U18		STEWARD Oliver		NOR				
-----	-------	------	-----	--	----------------	---	-----	--	--	--	--

++ Under 21 - Men ++

1	110	18810	1997	U21	(1)	FENELEY Luke		NOR	14.97	* 14.45	14.45
2	114	19713	1997	U21	(2)	BOTY Harry		HEM	15.10	* 14.64	14.64
3	127		1998	U21	(3)	SYDER James		NOR	17.56	* 17.32	17.32

++ Senior/Masters 1 - Ladies ++

1	93	17498	1978	SM1	(1)	COLES Karen		HEM	18.29	* 17.46	17.46
---	----	-------	------	-----	-----	-------------	---	-----	-------	---------	--------------



Did Not Start - Run 1 (1)

76		1983	SM1		PRIKRYLOVA Helena		NO CL	NO CLUB			
----	--	------	-----	--	-------------------	--	-------	---------	--	--	--

Did Not Start - Run 2 (1)

76		1983	SM1		PRIKRYLOVA Helena		NO CL	NO CLUB			
----	--	------	-----	--	-------------------	--	-------	---------	--	--	--

++ Senior/Masters 1 - Men ++

1	138	13647	1993	SM1	(1)	THOMPSON Matthew		HEM	13.07	* 12.73	12.73
2	131	22138	1987	SM1	(2)	BELLAMY Edward		NOR	17.94	* 16.97	16.97

Did Not Start - Run 1 (1)

152	21654	1982	SM1		IMAMZADE Murat		HEM				
-----	-------	------	-----	--	----------------	---	-----	--	--	--	--

Did Not Start - Run 2 (1)

152	21654	1982	SM1		IMAMZADE Murat		HEM				
-----	-------	------	-----	--	----------------	---	-----	--	--	--	--

++ Masters 2 - Ladies ++




1	56	20742	1971	MA2	(1)	SAMPSON Melissa		NOR	* 17.22	17.55	17.22
---	----	-------	------	-----	-----	-----------------	---	-----	---------	-------	--------------

EASTERN REGION SNOWSPORTS ASSOCIATION

SKI CHAMPIONSHIPS 2016 (Hemel)

Special Slalom - U14+ (Female & Male)

ERSA Summer League - Final Ranking

Rank	Bib.	RegNo	Year	Cat	Rank	Name	====	Club	Run 1	Run 2	Time
++ Masters 2 - Men ++											
1	139		1973	MA2	(1)	PHIPPEN Chris		HEM	* 14.48	14.51	14.48
2	141	9129	1968	MA2	(2)	URQUHART John		HEM	14.73	* 14.57	14.57
3	117	13217	1968	MA2	(3)	SHARP Anthony		HEM	15.54	* 15.50	15.50
4	132		1967	MA2	(4)	KING Alistair		HEM	* 16.45	16.98	16.45
5	120		1966	MA2	(5)	HOLMES Peter		NOR	* 17.41		17.41
6	122	18665	1967	MA2	(6)	SYDER Mark		NOR	* 17.44	17.83	17.44
7	128		1966	MA2	(7)	GARRETT Mike		NOR	17.69	* 17.54	17.54

Did Not Start - Run 1 (1)

140	20284	1966	MA2			CORMACK Callum		HEM			
-----	-------	------	-----	--	--	----------------	--	-----	--	--	--

Did Not Start - Run 2 (1)

140	20284	1966	MA2			CORMACK Callum		HEM			
-----	-------	------	-----	--	--	----------------	--	-----	--	--	--

Disqualified - Run 2 (1)

120		1966	MA2			HOLMES Peter		NOR			
-----	--	------	-----	--	--	--------------	--	-----	--	--	--

++ Masters 3 - Men ++

1	121	17468	1961	MA3	(1)	GIBB Jim		CHT	* 15.32	15.32	15.32
2	148		1957	MA3	(2)	SUZUKI Masahiro		HEM	* 15.65	16.02	15.65
3	119	10596	1963	MA3	(3)	BUNTON Paul		HEM	16.28	* 16.24	16.24
4	101	20550	1962	MA3	(4)	OLIVER Mark		BOW	17.20	* 16.48	16.48
5	149	41974	1960	MA3	(5)	THOMAS Pat		HEM	18.66	* 17.99	17.99
6	156	22902	1942	MA3	(6)	NAYLOR Malcolm		MSR	18.64	* 18.17	18.17
7	151	8713	1959	MA3	(7)	CLARKE Christopher		HEM	19.43	* 18.73	18.73
8	136		1960	MA3	(8)	CAMPBELL Stephen		WGC	* 19.12		19.12
9	135		1956	MA3	(9)	BRADLEY Stephen		HEM	* 19.34	19.45	19.34
10	134		1955	MA3	(10)	DANBURY Mike		WGC	* 19.96	20.00	19.96

Disqualified - Run 2 (1)

136		1960	MA3			CAMPBELL Stephen		WGC			
-----	--	------	-----	--	--	------------------	--	-----	--	--	--